

7. Teamcup

R a n g l i s t e



Samstag, 16. Oktober 2021

Tissot Velodrome Grenchen

Organisator: Trampolinabteilung TV Grenchen

Ranglisten Mannschaften

Division 1

Finale / Qualifikation

Division 2

Finale / Qualifikation

Division 3

Finale / Qualifikation



7. Teamcup *Event subtitle*

Individual trampoline – Team competitions – Division 1 – Team final

Team Score	S1	S2	S3	S4	S5	S6	S7	S8	S9	S10	L	E	D	HD	ToF	Total	Score				
1. 146.395 T11	FSG Aigle-Alliance - CRT	PROGIN	Simon	1990	1	2	1	2	1	1	2	3	4	4	0	17.9	8.4	9.50	16.805	52.605	52.605
1. 146.395 T11	FSG Aigle-Alliance - CRT	MORAIS ALVES Gonçalo	2004	1	2	0	2	2	1	2	2	4	4	0	18.0	8.2	9.40	16.855	52.455	52.455	
1. 146.395 T11	FSG Aigle-Alliance - CRT	ROUX	Axel	2012	4	4	2	4	4	2	4	5	5	6	0	16.0	4.2	9.60	11.535	41.335	41.335
1. 146.395 T11	FSG Aigle-Alliance - CRT	MESCE	Léo	2009	6										1.4	1.5	1.00	1.520	5.420	5.420	
2. 145.230 T9	TV Grenchen 1	WALDNER	Luc	2002	5	6	6	5	6	4	7	9	6	7	0	13.9	15.0	9.30	15.210	53.410	53.410
2. 145.230 T9	TV Grenchen 1	HUBER	Cynthia	2001	1	2	2	4	6	4	6	4	6	7	2	15.6	6.5	10.00	14.535	46.635	46.635
2. 145.230 T9	TV Grenchen 1	SCHAAD	Ramona	2000	1	2	4	4	4	6	2	4	4	6	2	16.1	6.2	9.20	13.685	45.185	45.185
2. 145.230 T9	TV Grenchen 1	TAUBERS	Luana	2003	3	4	7	6	5	5	5	4	4	4	1	15.2	5.2	9.40	13.225	43.025	43.025
3. 141.445 T10	NKL 1	RÜFENACHT	Sina	2008	4	3	5	6	6	4	4	2	6	4	0	15.6	9.1	9.20	13.790	47.690	47.690
3. 141.445 T10	NKL 1	ZBINDEN	Leonie	2004	4	6	6	4	4	4	4	4	4	4	0	15.6	8.2	9.60	13.545	46.945	46.945
3. 141.445 T10	NKL 1	LEUENBERGER	Silvana	2004	5	4	4	6	6	8	6	5	6	6	0	14.4	9.3	9.30	13.810	46.810	46.810
3. 141.445 T10	NKL 1	ZBINDEN	Anja	2004	5	2	2	6	6	6	8				10.5	7.2	6.20	9.865	33.765	33.765	
4. 137.005 T5	FSG Actigym Ecublens 1	BADER	Damien	2005	3	2	1	2	3	4	2	2	6	6	2	16.7	6.0	9.80	16.230	48.730	48.730
4. 137.005 T5	FSG Actigym Ecublens 1	MORET	Lucie	2005	4	2	4	6	6	4	6	6	6	7	1	14.8	11.3	8.60	13.800	48.500	48.500
4. 137.005 T5	FSG Actigym Ecublens 1	MARTIN	Mayane	2004	6	3	5	2	2	3	4	2	6	6	0	16.1	2.7	9.80	11.175	39.775	39.775
4. 137.005 T5	FSG Actigym Ecublens 1	MASSON	Téa	2004	4	4	2	6	4	3	3	2	6	7	0	15.9	2.4	9.30	11.455	39.055	39.055
5. 127.460 T6	NKL 2	MUSSMANN	Emily	2002	4	2	4	2	4	2	4	5	4	6	10	15.3	10.6	9.40	15.025	50.325	50.325
5. 127.460 T6	NKL 2	BITTERLI	Lavinia	2004	4	6	4	8	8	6	6	4	6	6	0	14.2	9.9	9.40	13.825	47.325	47.325
5. 127.460 T6	NKL 2	LOCHER	Elia	2008	5	2	4	4	6	8					9.1	6.5	5.50	8.710	29.810	29.810	
5. 127.460 T6	NKL 2	PICHLER	Lia	2006	5	6									2.9	2.5	1.80	2.910	10.110	10.110	

7. Teamcup *Event subtitle*

Individual trampoline – Team competitions – Division 1 – Qualification

Team Score	S1	S2	S3	S4	S5	S6	S7	S8	S9	S10	L	E	D	HD	ToF	Total	Score					
1. 276.475 T6	NKL 2	Open Ladies	MUSSMANN	Emily	2002	2	0	2	2	4	2	3	0	3	3	2	17.7	9.70	15.455	42.855	94.370	
						4	2	4	4	6	4	4	4	4	2	15.8	11.5	9.50	14.715	51.515		
1. 276.475 T6	NKL 2	U15 Elite Boys	LOCHER	Elia	2008	2	2	2	2	2	4	2	1	3	3	0	17.7	8.90	15.220	41.820	91.410	
						4	2	6	2	4	6	6	4	3	6	1	15.6	10.4	9.20	14.390	49.590	
1. 276.475 T6	NKL 2	Open Ladies	BITTERLI	Lavinia	2004	1	2	2	2	4	4	2	2	6	6	0	16.9	9.50	15.200	41.600	90.340	
						4	6	6	6	5	6	5	5	6	8	0	14.3	11.2	9.20	14.040	48.740	
1. 276.475 T6	NKL 2	Junior Girls	PICHLER	Lia	2006	0	0	2	3	2	4	2	2	3	4	0	17.8	9.40	14.755	41.955	51.800	
						6	6									2.8	2.5	1.70	2.845	9.845		
2. 268.535 T9	TV Grenchen 1	Open Men	WALDNER	Luc	2002	0	2	3	2	1	0	3	2	3	3	2	17.9	9.20	17.060	44.160	97.095	
						4	6	6	6	7	8	6	8	7	8	0	13.4	15.0	9.40	15.135	52.935	
2. 268.535 T9	TV Grenchen 1	National A Ladies	HUBER	Cynthia	2001	2	3	3	4	0	4	6	2	6	5	2	16.3	9.50	14.685	40.485	86.425	
						2	4	4	5	8	6	8	6	6	7	2	14.2	6.5	9.70	15.540	45.940	
2. 268.535 T9	TV Grenchen 1	National A Ladies	SCHAAD	Ramona	2000	0	2	4	4	2	3	4	1	4	6	2	16.8	9.40	13.855	40.055	85.015	
						0	2	4	4	5	5	6	5	6	8	0	15.5	6.2	9.50	13.760	44.960	
2. 268.535 T9	TV Grenchen 1	National A Ladies	TAUBERS	Luana	2003	4	4	2	7	6	4	2	3	4	8	1	15.5	9.40	13.640	38.540	80.825	
						3	6	6	6	6	6	5	2	4	4	1	15.1	5.2	8.90	13.085	42.285	
3. 264.865 T10	NKL 1	Open Ladies	ZBINDEN	Anja	2004	2	1	2	2	3	4	3	4	2	8	2	16.7	9.40	14.955	41.055	89.730	
						5	4	2	4	4	5	8	6	4	5	1	15.2	10.0	9.50	13.975	48.675	
3. 264.865 T10	NKL 1	U15 Elite Girls	RÜFENACHT	Sina	2008	2	2	3	4	2	4	5	4	5	4	0	16.5	9.10	14.160	39.760	87.680	
						5	4	4	4	4	3	4	2	6	5	0	15.9	9.1	9.10	13.820	47.920	
3. 264.865 T10	NKL 1	Open Ladies	LEUENBERGER	Silvana	2004	0	1	3	4	3	3	2	4	6	5	20	14.9	9.70	14.815	39.415	87.455	
						6	4	6	4	6	5	5	4	6	6	0	14.8	10.5	8.60	14.140	48.040	
3. 264.865 T10	NKL 1	National A Ladies	ZBINDEN	Leonie	2004	2	2	4	4	4	6	6	6	5	7	2	15.2	9.10	13.625	35.925	82.105	
						5	6	6	4	6	4	6	5	4	5	0	14.9	-2.0	9.70	13.380	46.180	
																	8.2					
4. 257.955 T11	FSG Aigle-Alliance - CRT	U15 Elite Boys	MESCE	Léo	2009	0	1	2	2	2	3	2	1	2	4	0	18.1	9.80	15.305	43.205	91.895	
						5	4	4	5	5	5	3	4	5	6	2	15.2	10.0	9.10	14.390	48.690	
4. 257.955 T11	FSG Aigle-Alliance - CRT	Open Men	PROGIN	Simon	1990	0	1	2	2	1	2	4	3	4	3	0	17.8	9.70	16.770	44.270	84.860	
						4	5	5	6	8	6	6	9				11.1	10.1	7.50	11.890	40.590	
4. 257.955 T11	FSG Aigle-Alliance - CRT	U11 Boys	ROUX	Axel	2012	2	2	1	0	2	2	2	2	1	2	4	18.0	10.00	12.470	40.470	81.200	
						4	6	1	4	6	4	5	6	5	6	0	15.3	4.2	9.60	11.630	40.730	
4. 257.955 T11	FSG Aigle-Alliance - CRT	Open Men	MORAIS ALVES	Gonçalo	2004	0	0	2	3	4	5						10.6	5.40	10.290	26.290	38.075	
						5	4										3.1	3.4	1.90	3.385	11.785	
5. 254.910 T5	FSG Actigym Ecublens 1	Open Ladies	MORET	Lucie	2005	0	0	2	2	3	4	2	2	4	2	0	17.9	9.40	14.450	41.750	90.090	
						5	4	5	5	7	3	5	8	7	8	2	14.1	11.3	9.10	13.840	48.340	
5. 254.910 T5	FSG Actigym Ecublens 1	National A Men	BADER	Damien	2005	2	2	2	4	3	4	4	5	5	4	3	16.2	9.50	15.950	41.650	88.585	
						4	2	2	2	2	8	4	4	6	6	3	15.7	6.0	9.50	15.735	46.935	
5. 254.910 T5	FSG Actigym Ecublens 1	National B Unisex	MASSON	Téa	2004	6	6	3	6	4	4	3	2	7	8	2	14.9	9.20	11.885	35.985	75.465	
						4	6	2	6	3	2	4	3	7	6	2	15.5	2.4	9.60	11.980	39.480	
5. 254.910 T5	FSG Actigym Ecublens 1	National B Unisex	MARTIN	Mayane	2004	5	4	7	3	2	2	4	2	6	6	2	15.7	9.80	11.255	36.755	74.890	
						6	4	6	2	6	4	6	3	8	9	0	14.6	2.7	9.70	11.135	38.135	

Team Score							S1	S2	S3	S4	S5	S6	S7	S8	S9	S10	L	E	D	HD	ToF	Total	Score
6. T8	252.405	STV Möriken-Wildeg 1	National A Men	BECKERT Tobias	1994	4	4	4	4	2	4	4	6	4	4	4	0	16.0		9.60	15.105	40.705	88.825
						5	3	4	6	5	4	5	4	4	4	6	0	15.4	8.4	9.00	15.320	48.120	
6. T8	252.405	STV Möriken-Wildeg 1	National A Ladies	GANSNER Claudia	2000	4	6	6	2	5	5	6	2	7	6	0	15.1		9.80	13.045	37.945	81.890	
						6	6	7	4	6	5	8	6	6	8	1	13.7	7.8	9.30	13.145	43.945		
6. T8	252.405	STV Möriken-Wildeg 1	U17 National Boys	GRAF Janis	2006	3	4	5	6	4	3	4	6	6	6	0	15.3		9.50	14.250	39.050	81.690	
						5	6	6	6	4	5	4	6	6	6	1	14.5	5.1	9.10	13.940	42.640		
6. T8	252.405	STV Möriken-Wildeg 1	U17 National Boys	GEISSMANN Dario	2006	2	4	4	4	4	4	4	4	6	5	4	15.5		8.80	15.020	37.320	47.095	
						6	8										2.6	-2.0	1.60	3.075	9.775		
7. T7	241.570	ZTV Mixed 1	U11 Boys	PELENK Can	2012	4	2	2	2	2	2	4	4	2	2	1	17.3		10.00	11.645	38.945	80.990	
						7	6	8	6	6	6	6	5	6	8	1	13.5	7.0	9.30	12.245	42.045		
7. T7	241.570	ZTV Mixed 1	Junior Boys	STOCKER Beoan	2007	4	6	5	5	6	6	6	4	4	6	2	14.6		8.90	14.565	38.065	79.625	
						8	6	8	6	9	6	8	9	7			11.3	9.4	8.20	12.660	41.560		
7. T7	241.570	ZTV Mixed 1	U13 Elite Girls	SULZER Luna	2011	4	4	3	4	5	6	4	6	5	6	0	15.3		9.60	11.770	36.670	77.815	
						7	6	8	7	7	6	4	6	6	7	0	13.6	7.0	9.20	11.345	41.145		
7. T7	241.570	ZTV Mixed 1	Open Ladies	KURMANN Larissa	2003	3	5	4	4	4	2	2	3	4	4	0	16.5		8.80	14.510	39.810	60.340	
						5	5	6	8								5.6	5.4	3.80	5.730	20.530		
8. T4	241.205	STV Möriken-Wildeg 2	U17 National Girls	BURGER Keilah	2007	5	6	4	2	3	2	4	6	6	3	0	15.9		9.90	13.845	39.645	82.995	
						7	6	6	8	8	7	6	6	6	9	1	13.0	7.1	9.70	13.550	43.350		
8. T4	241.205	STV Möriken-Wildeg 2	U17 National Boys	BRYNER Jan	2006	6	6	5	6	7	5	4	7	7	6	2	13.9		9.60	14.295	37.795	79.185	
						6	7	8	8	7	8	7	8	7	8	3	12.3	6.0	8.90	14.190	41.390		
8. T4	241.205	STV Möriken-Wildeg 2	National A Ladies	LAGLER Alexandra	2005	4	4	6	4	6	5	6	4	6	8	0	14.7		9.40	13.210	37.310	79.025	
						4	6	6	8	6	9	8	6	6	8	2	13.1	6.0	9.60	13.015	41.715		
8. T4	241.205	STV Möriken-Wildeg 2	National A Ladies	BAUMGARTNER Timia	2004	4	7	6	4	8	8	8	5	6	9	0	13.5		9.80	12.980	36.280	75.715	
						4	5	7	4	7	8	4	8	10	5	2	13.6	4.2	8.60	13.035	39.435		
9. T3	199.990	TV Grenchen 2	U13 Elite Boys	KELLER Mika	2011	4	4	4	6	5	7	4	6	5	6	0	14.9		9.70	13.710	38.310	82.385	
						6	8	6	4	5	6	8	5	6	6	3	13.7	7.8	9.40	13.175	44.075		
9. T3	199.990	TV Grenchen 2	U13 Elite Boys	KÄSER Dario	2010	9	6	7	6	6	8	10	9				9.9		7.50	10.560	27.960	67.980	
						7	6	6	8	6	8	8	10	8	8	6	11.9	5.9	9.60	12.620	40.020		
9. T3	199.990	TV Grenchen 2	U15 National Boys	FLURY Marius	2008	4	4	4	2	4	6	5	6	8	7	0	15.0		9.00	13.280	37.280	49.625	
						6	6	8									4.0	1.5	2.80	4.045	12.345		
10. T2	144.630	ZTV Mixed 2	U13 Elite Boys	BÜTTNER Matteo	2011	4	6	4	8	8	9	5	6	6	6	4	13.4		9.30	12.130	34.830	55.230	
						6	8	9	7	7							6.3	4.2	4.20	5.700	20.400		
10. T2	144.630	ZTV Mixed 2	Open Ladies	TELLENBACH Zoe	2004	4	6	4	4	1	6	6	5	4	2	2	15.6		9.20	15.260	40.060	45.290	
						6											1.4	1.5	0.80	1.530	5.230		
10. T2	144.630	ZTV Mixed 2	U15 Elite Boys	KÄMPFER Florian	2008	4	4	4	6	6	6	6	7	6	8	3	14.0		9.40	12.420	35.820	44.110	
						9	9										2.2	1.9	1.80	2.390	8.290		
10. T2	144.630	ZTV Mixed 2	U13 Elite Boys	STUCKI Floris	2010	6	8	6	7	7	8	6	8	6	9	2	12.7		9.50	10.075	32.275	36.560	
						10											1.0	1.3	0.80	1.185	4.285		

Generated by sporttech.io official scoring system at Oct 16, 2021 8:25:12 AM. Live results at www.sporttech.io/explore.

7. Teamcup *Event subtitle*

Individual trampoline — Team competitions — Division 2 — Team final

Team Score	S1	S2	S3	S4	S5	S6	S7	S8	S9	S10	L	E	D	HD	ToF	Total	Score				
1. 133.245 T12	NKL 3	WIDMER	Livia	2009	4	4	6	4	4	6	4	3	2	6	2	15.5	8.0	9.50	12.560	45.560	45.560
1. 133.245 T12	NKL 3	MANGOLD	Mia	2009	6	6	6	4	4	4	7	4	6	6	0	14.7	8.2	9.10	12.400	44.400	44.400
1. 133.245 T12	NKL 3	NILSEN	Liam	2009	3	4	4	5	6	4	4	5	6	6	0	15.3	6.1	9.40	12.485	43.285	43.285
1. 133.245 T12	NKL 3	STECK	Noël	2010	6	6	6	5	6	7	8	6	6	8	1	13.5	7.6	9.00	11.715	41.815	41.815
2. 125.645 T11	Chêne Gymnastique Genève	ALVAREZ PEREZ DE SAN ROMAN	Naia	2006	2	3	2	4	6	6	4	4	4	4	4	15.7	6.2	9.70	13.430	45.030	45.030
2. 125.645 T11	Chêne Gymnastique Genève	STEFFEN	Jade	2010	4	5	4	4	6	4	6	6	4	6	0	15.1	5.4	9.50	11.060	41.060	41.060
2. 125.645 T11	Chêne Gymnastique Genève	WIDMER	Yohan	2009	4	7	4	7	6	8	4	5	8	8	0	13.9	4.5	9.30	11.855	39.555	39.555
2. 125.645 T11	Chêne Gymnastique Genève	PICHILLI	Théo	2009	6	7	4	3	4	4	4	4	4	8	1	15.1	2.0	9.60	11.190	37.890	37.890
3. 122.575 T5	BTV Bern 1	WYTTENBACH	Ivan	1988	6	7	8	8	8	8	9	10	10	10	0	11.6	7.1	9.50	14.140	42.340	42.340
3. 122.575 T5	BTV Bern 1	KYBURZ	Annouk	2003	6	6	4	5	6	2	6	7	4	8	4	14.2	4.2	9.70	13.350	41.450	41.450
3. 122.575 T5	BTV Bern 1	SCHWAB	Nicola	2007	6	6	4	6	6	4	4	4	6	6	4	14.4	2.6	9.60	12.185	38.785	38.785
3. 122.575 T5	BTV Bern 1	BULK	Fin	2010	8	8	4	4	4	4	4	8	6	10	0	14.0	1.8	9.30	10.905	36.005	36.005
4. 122.345 T10	STV Möriken- Wildegg 3	GRAF	Levin	2007	4	6	8	4	6	8	6	7	6	4	0	14.1	4.8	9.30	12.925	41.125	41.125
4. 122.345 T10	STV Möriken- Wildegg 3	BUSER	Fiona	2007	4	6	4	4	2	4	4	6	5	4	2	15.5	3.2	9.30	12.680	40.680	40.680
4. 122.345 T10	STV Möriken- Wildegg 3	STIRNIMANN	Anja	2006	4	5	4	6	8	4	6	7	8	6	0	14.2	4.1	9.90	12.340	40.540	40.540
4. 122.345 T10	STV Möriken- Wildegg 3	SONDEREGGER	Nico	2006	8	8	6	8	6	8	8	7	8			11.3	5.3	8.40	11.450	36.450	36.450
5. 118.345 T7	NKL 4	NOTHSTEIN	Marlene	2011	4	4	4	4	6	4	6	6	6	4	0	15.2	4.8	9.20	11.675	40.875	40.875
5. 118.345 T7	NKL 4	RÜFENACHT	Mari	2012	4	4	0	6	6	0	7	6	4	6	0	15.7	4.1	9.50	10.275	39.575	39.575
5. 118.345 T7	NKL 4	JACCARD	Mia	2011	5	5	2	6	5	2	6	7	6	6	2	14.8	4.1	9.40	9.595	37.895	37.895
5. 118.345 T7	NKL 4	OLIVEIRA	Carolina	2012	6	3	2	2	3	2	0	1	5	3	0	17.3	1.1	10.00	8.720	37.120	37.120

Generated by sporttech.io official scoring system at Sep 19, 2021 8:15:03 PM. Live results at www.sporttech.io/explore.



7. Teamcup *Event subtitle*
Individual trampoline – Team competitions – Division 2 – Qualification

Team Score		S1	S2	S3	S4	S5	S6	S7	S8	S9	S10	L	E	D	HD	ToF	Total	Score					
1.	248.935	NKL 3	U13 Elite Girls	WIDMER	Livia	2009	1 6	2 4	0 5	2 5	4 4	5 4	0 4	5 3	4 2	6 6	0 2	17.1	8.0	9.30	13.010	39.410	85.315
T12																		15.5	15.5	9.60	12.805	45.905	
1.	248.935	NKL 3	U13 Elite Girls	MANGOLD	Mia	2009	4 5	4 6	3 6	4 4	4 6	5 6	3 4	6 4	3 6	4 6	1 0	15.6	8.2	9.40	12.685	37.685	82.450
T12																		14.7	14.7	9.30	12.565	44.765	
1.	248.935	NKL 3	U13 Elite Boys	NILSEN	Liam	2009	5 4	4 5	3 5	4 4	4 5	6 2	4 6	6 5	3 6	6 4	0 2	15.5	6.1	9.60	12.750	37.850	81.170
T12																		15.2	15.2	9.50	12.520	43.320	
1.	248.935	NKL 3	U13 Elite Boys	STECK	Noël	2010	3 6	4 6	0 6	4 6	5 8	6 8	4 8	6 6	4 7	6 6	2 2	15.6	7.6	9.40	12.045	37.245	78.950
T12																		13.1	13.1	9.40	11.605	41.705	
2.	235.580	Chêne Gymnastique Genève	U17 National Girls	ALVAREZ PEREZ DE SAN ROMAN	Naia	2006	3 3	4 4	0 4	3 4	4 6	2 6	4 8	0 6	2 6	4 4	0 0	17.4	6.2	9.90	13.585	40.885	84.645
T11																		14.9	14.9	9.60	13.060	43.760	
2.	235.580	Chêne Gymnastique Genève	U15 National Boys	WIDMER	Yohan	2009	6 4	7 8	6 4	4 6	2 6	2 8	3 4	4 6	6 6	0 8	15.4	4.5	9.80	12.210	37.410	76.955	
T11																		14.0	14.0	9.40	11.645	39.545	
2.	235.580	Chêne Gymnastique Genève	U15 National Boys	PICHILLI	Théo	2009	6 8	8 8	4 3	4 4	6 4	4 4	2 4	4 4	4 6	2 2	15.0	2.0	9.30	11.565	35.865	73.825	
T11																		14.9	14.9	9.90	11.160	37.960	
2.	235.580	Chêne Gymnastique Genève	U13 Elite Girls	STEFFEN	Jade	2010	3 2	5 4	0 4	4 5	5 6	6 6	6 7	4 4	8 8	20	8.3	5.4	5.00	5.645	18.945	57.060	
T11																		12.8	12.8	9.30	10.615	38.115	
3.	232.290	NKL 4	U11 Girls	NOTHSTEIN	Marlene	2011	4 3	3 4	3 2	4 2	2 2	4 2	1 0	4 4	4 2	1 0	16.8	2.0	9.40	11.960	38.160	79.425	
T7																		17.5	17.5	9.60	12.165	41.265	
3.	232.290	NKL 4	U11 Girls	RÜFENACHT	Mari	2012	4 4	2 2	2 0	5 4	2 2	2 2	0 1	4 0	3 4	0 0	17.4	1.5	9.70	10.155	37.255	76.480	
T7																		17.7	17.7	9.90	10.125	39.225	
3.	232.290	NKL 4	U11 Girls	JACCARD	Mia	2011	4 4	2 2	2 3	4 4	2 2	2 0	2 2	4 4	3 3	0 0	17.3	1.5	10.00	10.180	37.480	76.385	
T7																		17.4	17.4	9.90	10.105	38.905	
3.	232.290	NKL 4	U11 Girls	OLIVEIRA	Carolina	2012	2 2	2 2	2 0	2 2	2 2	1 1	0 0	4 4	2 2	0 0	17.6	1.0	9.90	8.985	36.485	75.085	
T7																		18.4	18.4	10.00	9.200	38.600	
4.	231.260	STV Möriken-Wildeg 3	U17 National Boys	GRAF	Levin	2007	5 4	8 6	5 6	4 5	4 8	2 7	4 8	8 8	6 4	3 0	15.1	4.8	9.70	13.365	38.165	78.345	
T10																		13.6	13.6	9.00	12.780	40.180	
4.	231.260	STV Möriken-Wildeg 3	U17 National Girls	BUSER	Fiona	2007	6 6	8 6	5 4	4 4	3 3	4 4	5 6	6 6	4 5	4 4	14.9	3.2	9.60	12.185	36.685	76.995	
T10																		15.1	15.1	9.70	12.310	40.310	
4.	231.260	STV Möriken-Wildeg 3	U17 National Girls	STIRNIMANN	Anja	2006	4 4	6 6	6 4	8 6	5 8	5 5	7 6	8 8	7 6	4 1	14.0	4.1	9.30	11.995	35.095	74.725	
T10																		13.8	13.8	9.30	12.430	39.630	
4.	231.260	STV Möriken-Wildeg 3	U17 National Boys	SONDEREGGER	Nico	2006	4 8	6 8	6 8	4 8	4 8	6 6	6 9	8 8	4 4	0 0	14.3	2.9	9.10	12.890	36.290	52.675	
T10																		4.8	4.8	3.70	4.985	16.385	
5.	226.640	BTV Bern 1	National A Ladies	KYBURZ	Annouk	2003	2 5	5 7	6 3	7 6	2 6	6 4	8 4	4 8	6 4	6 8	4 4	14.4	4.2	9.70	13.600	37.700	79.005
T5																		14.1	14.1	9.70	13.305	41.305	
5.	226.640	BTV Bern 1	U13 National Boys	BULK	Fin	2010	2 8	6 8	6 3	4 4	4 2	4 3	4 4	5 7	8 6	7 3	15.4	2.4	9.40	10.925	35.725	72.555	
T5																		14.5	14.5	9.10	10.830	36.830	
5.	226.640	BTV Bern 1	U17 National Boys	SCHWAB	Nicola	2007	6 6	6 7	6 4	8 8	8 8	8 8	6 4	7 4	7 6	4 8	13.2	2.6	9.50	11.900	34.600	71.505	
T5																		13.5	13.5	8.90	11.905	36.905	
5.	226.640	BTV Bern 1	National A Men	WYTTENBACH	Ivan	1988	8 8	6 8	7 6	8 9	9 8	9 8	8 9	8 8	9 9	20	6.2	7.1	9.00	7.760	18.760	59.165	
T5																		9.9	9.9	9.00	14.405	40.405	
6.	224.480	STV Möriken-Wildeg 4	National B Unisex	FISCHER	Aliyah	2004	6 6	5 7	2 5	2 8	6 8	7 8	7 8	4 4	4 8	9 8	14.8	4.1	9.50	13.075	37.375	77.500	
T4																		13.4	13.4	9.80	12.825	40.125	
6.	224.480	STV Möriken-Wildeg 4	U17 National Girls	KLEMENZ	Laura	2006	6 6	6 7	6 8	4 6	4 6	3 8	6 6	8 4	9 3	4 9	14.4	4.2	9.50	11.810	35.710	74.860	
T4																		13.7	13.7	9.70	11.550	39.150	
6.	224.480	STV Möriken-Wildeg 4	National B Unisex	BRYNER	Lara	2004	5 6	4 6	8 8	6 6	4 8	3 8	5 8	4 9	8 10	6 6	14.7	-2.0	9.60	12.070	34.370	72.120	
T4																		12.3	12.3	8.90	11.750	37.750	
7.	217.810	NKL 5	U11 Boys	KADRIU	Robert	2012	4 4	4 2	2 2	6 6	4 2	4 2	2 2	5 4	6 6	3 3	16.0	1.5	9.60	10.680	36.280	74.875	
T3																		16.7	16.7	9.80	10.595	38.595	

Team Score	S1	S2	S3	S4	S5	S6	S7	S8	S9	S10	L	E	D	HD	ToF	Total	Score					
7. 217.810 T3	NKL 5	U11 Girls	VENTURIERE	Viola	2011	4 5	4 2	2 2	4 6	3 2	3 2	2 2	3 1	4 4	6 0	16.5 17.0	9.90 1.5	9.90 9.60	8.825 8.745	35.225 36.845	72.070	
7. 217.810 T3	NKL 5	U11 Girls	KIRMSER	Milla	2012	4 6	3 3	4 2	6 6	2 3	4 3	2 2	2 2	6 6	6 4	0 0	16.1 16.3	10.00 1.5	9.90 9.90	8.865 8.170	34.965 35.870	70.835
7. 217.810 T3	NKL 5	U11 Girls	WYSS	Djela	2011	6 6	4 4	4 3	8 7	3 2	4 2	2 2	3 3	5 5	6 2	0 0	15.5 16.4	9.70 1.5	9.70 9.60	8.120 8.400	33.320 35.900	69.220
8. 217.510 T6	CRP Gym Vaud Mixed	U11 Boys	ASCHWENDEN	Keiji	2014	1 8	3 4	2 8	2 4	2 4	2 2	2 4	4 3	1 2	5 6	2 2	17.4 15.4	10.00 1.9	9.70 9.70	10.270 9.880	37.670 36.880	74.550
8. 217.510 T6	CRP Gym Vaud Mixed	U15 National Boys	GUCKERT	Léonard	2009	6 4	8 8	8 5	8 8	8 9	4 6	7 8	8 8	6 7	6 6	2 0	12.9 13.1	9.50 3.8	9.60 9.60	10.855 10.950	33.255 37.450	70.705
8. 217.510 T6	CRP Gym Vaud Mixed	U17 National Boys	GUCKERT	Raphaël	2007	6 5	6 6	6 5	7 7	8 8	8 8	8 8	8 10	9 10	8 10	1 1	12.5 11.3	9.40 3.8	9.40 8.20	11.780 10.105	33.680 33.405	67.085
8. 217.510 T6	CRP Gym Vaud Mixed	U15 National Girls	GASPOZ	Larissa	2009	4 5	4 8	4 4	4 7	5 8	6 5	6 6	10 6	6 6	9 9	2 2	10.3 13.4	6.40 4.5	9.60 9.60	8.395 11.075	25.095 38.575	63.670
9. 195.825 T9	TV Liestal 1	U17 National Girls	DALCHER	Alisha	2006	4 2	3 2	2 2	6 4	5 6	4 6	4 6	3 4	6 4	6 6	0 0	15.7 15.8	9.70 3.2	9.90 9.90	12.490 12.260	37.890 41.160	79.050
9. 195.825 T9	TV Liestal 1	National B Unisex	WÜTHRICH	Melanie	2005	6 5	4 8	6 6	6 8	4 10	4 8	4 10	6 6	8 7	4 4	0 0	14.8 11.2	9.70 3.8	9.70 8.20	12.275 10.605	36.775 33.805	70.580
9. 195.825 T9	TV Liestal 1	National B Unisex	KUSTER	Sheryl	2001	7 6	7 8	4 6	4 4	4 4	6 6	7 7	5 5	6 6	6 6	1 1	14.3 4.0	0.6	2.60	11.750 3.445	35.550 10.645	46.195
10. 188.775 T8	STV Luzern 1	National B Unisex	LUNENO	Amina	2003	4 6	6 6	4 4	6 6	4 5	3 3	2 3	3 2	6 6	8 8	2 2	15.2 14.9	9.50 2.6	9.70	11.320 11.450	36.020 38.650	74.670
10. 188.775 T8	STV Luzern 1	National B Unisex	HANSELMANN	Nina	2005	4 4	4 3	8 8	9 9	7 6	8 8	8 6	6 5	6 6	5 5	0 0	13.5 14.0	9.20 2.4	9.70	10.520 10.785	33.220 36.885	70.105
10. 188.775 T8	STV Luzern 1	Open Ladies	REICHLIN	Alenka	1999	2 8	4 8	6 6	6 6	6 6	5 6	6 6	7 7	8 8	1 1	14.3 2.4	1.8	9.60	14.200 1.700	38.100 5.900	44.000	

Generated by sporttech.io official scoring system at Oct 12, 2021 10:02:18 PM. Live results at www.sporttech.io/explore.



7. Teamcup *Event subtitle*

Individual trampoline — Team competitions — Division 3 — Team final

Team Score	S1	S2	S3	S4	S5	S6	S7	S8	S9	S10	L	E	D	HD	ToF	Total	Score			
1. 122.130 T12	STV Luzern 2	BUCHER Ben	2007	3	3	4	6	4	4	6	7	4	6	3	15.0	5.2	9.60	12.765	42.565	42.565
1. 122.130 T12	STV Luzern 2	BAUMGARTNER Cyrill	2007	8	4	6	6	4	4	6	7	5	8	0	14.2	5.1	9.20	12.075	40.575	40.575
1. 122.130 T12	STV Luzern 2	KRUMMENACHER Elio	2009	7	8	6	6	8	5	4	5	7	6	1	13.7	3.7	9.40	12.190	38.990	38.990
2. 117.960 T11	STV Möriken-Wildeg 5	GRAF Sheryl	2009	4	4	6	6	4	2	2	4	6	6	0	15.6	2.2	9.60	12.335	39.735	39.735
2. 117.960 T11	STV Möriken-Wildeg 5	MESSMANN Caroline	2009	5	4	5	4	4	2	3	4	8	8	0	15.3	2.2	9.80	11.895	39.195	39.195
2. 117.960 T11	STV Möriken-Wildeg 5	MÉROZ Elénie	2009	4	4	3	2	4	3	2	4	8	9	0	15.7	2.2	9.90	11.230	39.030	39.030
2. 117.960 T11	STV Möriken-Wildeg 5	HAUENSTEIN Luana	2009	6	6	6	4	4	3	3	4	8	8	0	14.8	2.2	9.90	11.785	38.685	38.685
3. 117.050 T2	STV Sursee	VONLAUFEN Elin	2006	4	9	6	6	4	6	6	4	4	2	0	14.9	2.9	9.20	12.955	39.955	39.955
3. 117.050 T2	STV Sursee	HILDEBRAND Svenja	2006	4	3	4	5	6	8	5	7	6	7	3	14.2	3.4	9.30	12.600	39.500	39.500
3. 117.050 T2	STV Sursee	AMREIN Mia	2005	3	4	4	1	5	6	4	6	6	4	4	15.3	0.9	9.90	11.495	37.595	37.595
3. 117.050 T2	STV Sursee	BOSSARD Nando	2008	6	5	5	8	7	10	6	7	6	10	0	13.0	2.1	9.70	11.015	35.815	35.815
4. 112.995 T6	STV Möriken-Wildeg 6	FISCHER Maylen	2012	2	4	3	4	2	3	2	2	4	2	0	17.2	0.6	9.90	10.825	38.525	38.525
4. 112.995 T6	STV Möriken-Wildeg 6	EGLINGER Lias	2011	2	5	4	2	4	3	2	2	5	8	0	16.3	1.3	9.80	10.165	37.565	37.565
4. 112.995 T6	STV Möriken-Wildeg 6	AERNI Yara	2010	2	5	4	4	5	2	2	4	5	8	0	15.9	1.2	10.00	9.805	36.905	36.905
5. 108.380 T10	TV Grenchen 3	SANER Alex	2008	2	4	4	4	5	6	4	8	8	10	20	12.5	5.3	9.30	12.495	39.595	39.595
5. 108.380 T10	TV Grenchen 3	MÖSCH Elishua	2010	5	5	4	4	4	4	6	5	6	8	3	14.6	2.4	9.50	11.255	37.755	37.755
5. 108.380 T10	TV Grenchen 3	MELETTA Elisa	2010	7	5	4	4	4	6	9	8	7			12.6	0.7	8.70	9.030	31.030	31.030
5. 108.380 T10	TV Grenchen 3	FLEURY Giulia	2008	10	8	6	10	6	6	10	10				9.4	2.0	7.00	10.375	28.775	28.775

Generated by sporttech.io official scoring system at Oct 16, 2021 11:37:29 AM. Live results at www.sporttech.io/explore.



7. Teamcup *Event subtitle*
Individual trampoline — Team competitions — Division 3 — Qualification

Team Score						S1	S2	S3	S4	S5	S6	S7	S8	S9	S10	L	E	D	HD	ToF	Total	Score		
1. T12	230.760	STV Luzern 2	U17 National Boys	BUCHER	Ben	2007	6 4	4 4	4 4	4 6	6 8	2 6	3 6	4 7	6 4	6 7	0 0	15.5 14.4		10.00 9.70	13.000 12.555	38.500 41.855	80.355	
1. T12	230.760	STV Luzern 2	U17 National Boys	BAUMGARTNER	Cyrill	2007	6 8	6 4	4 6	6 6	7 4	4 6	6 6	4 7	4 4	3 8	14.4 14.0		9.30 5.1	9.60 9.60	12.335 12.155	36.035 40.855	76.890	
1. T12	230.760	STV Luzern 2	U15 National Boys	KRUMMENACHER	Elio	2009	5 6	4 7	6 6	4 4	4 8	4 5	4 6	6 6	6 8	4 9	14.7 13.3		9.70 2.4	9.30 9.30	12.070 12.045	36.470 37.045	73.515	
2. T11	229.940	STV Möriken- Wildeg 5	U15 National Girls	GRAF	Sheryl	2009	4 4	4 4	4 4	4 6	4 8	2 6	1 6	4 6	7 8	6 7	0 0	16.0 14.1		9.60 4.1	9.60 9.50	12.410 12.085	38.010 39.785	77.795
2. T11	229.940	STV Möriken- Wildeg 5	U15 National Girls	MESSMANN	Caroline	2009	6 6	4 4	4 4	4 4	3 4	3 2	2 2	4 4	6 7	8 8	0 0	15.6 15.5		9.80 2.2	10.00 10.00	11.780 11.940	37.180 39.640	76.820
2. T11	229.940	STV Möriken- Wildeg 5	U15 National Girls	MÉROZ	Elénie	2009	4 5	4 4	4 4	3 2	4 4	2 4	3 4	3 3	8 8	8 8	0 0	15.7 15.4		9.60 2.2	9.60 9.60	11.370 11.375	36.670 38.575	75.245
2. T11	229.940	STV Möriken- Wildeg 5	U15 National Girls	HAUENSTEIN	Luana	2009	8 8	6 6	6 5	5 4	4 5	4 3	4 3	5 4	8 8	7 8	0 0	14.3 14.6		10.00 2.2	10.00 10.00	11.905 11.855	36.205 38.655	74.860
3. T10	229.250	TV Grenchen 3	U15 National Boys	SANER	Alex	2008	4 3	4 4	6 4	4 6	4 5	2 7	5 6	4 6	6 8	4 8	0 2	15.7 14.1		9.90 5.3	9.60 9.60	12.610 12.520	38.210 41.520	79.730
3. T10	229.250	TV Grenchen 3	U15 National Girls	FLEURY	Giulia	2008	6 6	4 8	3 6	3 9	2 7	6 4	3 7	4 5	6 8	8 8	1 4	15.4 12.8		9.60 3.2	9.10 9.10	13.290 12.365	38.290 37.465	75.755
3. T10	229.250	TV Grenchen 3	U13 National Boys	MÖSCH	Elishua	2010	6 7	6 7	3 5	2 4	2 4	4 5	6 8	6 6	6 8	4 8	2 2	15.3 13.6		9.70 3.0	9.40 9.40	11.380 11.385	36.380 37.385	73.765
3. T10	229.250	TV Grenchen 3	U13 National Girls	MELETTA	Elisa	2010	5 6	5 6	4 4	4 5	5 6	6 6	8 10	6 10	8 8	8 10	0 4	14.1 12.5		10.00 1.2	9.60 9.60	9.735 9.670	33.835 32.970	66.805
4. T2	226.893	STV Sursee	U17 National Girls	VONLAUFEN	Elin	2006	4 4	7 6	5 4	5 4	2 3	4 4	7 6	4 4	4 6	2 3	0 2	15.6 15.4		9.60 2.9	9.60 9.80	12.855 12.835	38.055 40.935	78.990
4. T2	226.893	STV Sursee	U17 National Girls	HILDEBRAND	Svenja	2006	4 4	6 4	4 6	4 6	6 6	4 7	4 6	7 8	7 8	4 6	4 4	14.4 13.5		9.30 3.4	9.70 9.70	12.068 12.470	35.768 39.070	74.838
4. T2	226.893	STV Sursee	National C Unisex	AMREIN	Mia	2005	6 3	6 4	8 4	4 3	6 5	6 6	6 5	6 6	6 6	5 4	0 0	14.1 15.4		9.80 0.9	9.60 9.60	11.650 11.615	35.550 37.515	73.065
4. T2	226.893	STV Sursee	U15 National Boys	BOSSARD	Nando	2008	6 6	5 5	4 5	7 6	6 8	8 8	5 5	5 5	5 10	10 20	11.9 8.2		9.40 1.4	9.40 5.60	11.510 6.735	32.810 21.935	54.745	
5. T6	216.420	STV Möriken- Wildeg 6	U11 Girls	FISCHER	Maylen	2012	2 2	4 4	2 4	2 4	2 4	4 4	2 4	2 3	3 5	2 8	4 2	17.1 15.6		9.90 1.4	9.50 9.50	10.995 10.690	37.995 37.190	75.185
5. T6	216.420	STV Möriken- Wildeg 6	U13 National Boys	EGLINGER	Lias	2011	2 4	6 6	5 4	4 4	6 5	4 5	2 5	2 4	6 3	8 7	0 0	15.5 15.3		9.90 1.3	9.90 9.90	10.465 10.370	35.865 36.870	72.735
5. T6	216.420	STV Möriken- Wildeg 6	U13 National Girls	AERNI	Yara	2010	4 4	6 6	7 6	10 4	8 5	4 4	4 3	3 2	6 5	10 9	0 0	13.8 15.2		9.60 1.2	9.60 9.60	9.405 9.695	32.805 35.695	68.500
6. T9	214.545	BTB Bern 2	National C Unisex	FLEURY	Mylène	2007	6 6	5 4	5 4	4 3	3 2	4 5	6 9	6 7	6 6	4 8	2 2	14.9 14.4		9.70 0.9	9.70 9.70	12.570 12.000	37.170 37.000	74.170

Team Score							S1	S2	S3	S4	S5	S6	S7	S8	S9	S10	L	E	D	HD	ToF	Total	Score	
6. T9	214.545	BTV Bern 2	National C Unisex	ROTH	Aline	2003	8 9	4 5	4 4	4 4	4 3	4 6	4 5	5 4	8 4	7 4	2 0	14.6 15.2		9.60 1.0	9.70	10.360 10.695	34.560 36.595	71.155
6. T9	214.545	BTV Bern 2	U13 National Girls	WELTER	Esra	2010	8 8	7 6	4 4	6 4	6 5	6 6	6 6	4 4	6 7	6 10	1 4	14.0 13.6		9.70 1.0	9.70	10.655 10.565	34.355 34.865	69.220
7. T3	213.925	FSG Actigym Ecublens 2	U15 National Girls	ANDRADE GONÇALVES	Mara	2009	6 8	2 4	4 4	3 4	8 8	4 4	4 4	4 4	4 4	8 9	0 0	15.3 14.7		9.40 2.2	9.70	11.075 10.870	35.775 37.470	73.245
7. T3	213.925	FSG Actigym Ecublens 2	U15 National Girls	PEREIRA ANTUNES	Beatriz	2009	8 6	4 4	2 2	2 4	2 4	6 6	4 4	5 2	6 5	7 7	2 2	15.2 15.4		9.90 1.5	9.80	10.220 10.320	35.320 37.020	72.340
7. T3	213.925	FSG Actigym Ecublens 2	U13 National Boys	MASSON	Tilan	2011	6 6	7 8	6 4	6 5	6 4	5 5	5 6	4 6	6 6	8 8	1 0	14.0 14.2		9.70 1.3	10.00	9.480 9.660	33.180 35.160	68.340
8. T8	209.975	TV Liestal 2	National C Unisex	SCHAFFNER	Lea	2008	6 4	6 4	4 4	3 4	4 3	4 4	6 6	4 6	4 6	8 8	3 4	14.8 14.7		10.00 1.1	9.90	11.110 11.190	35.910 36.890	72.800
8. T8	209.975	TV Liestal 2	National C Unisex	WERLE	Jana	2008	6 4	4 3	4 4	4 4	4 4	6 6	6 4	4 5	6 6	8 8	2 0	14.6 15.2		10.00 1.3	10.00	10.455 10.520	35.055 37.020	72.075
8. T8	209.975	TV Liestal 2	National C Unisex	DÜRRENBARGER	Laila	2009	8 6	10 6	7 7	6 6	4 4	6 6	6 6	6 6	8 8	10 8	4	12.5 12.5		9.80 0.6	9.680 8.695	31.980 30.495	62.475	
8. T8	209.975	TV Liestal 2	National C Unisex	AZZARITO	Gloria	2009	6 4	8 8	5 6	7 6	6 6	8 5	8 7	9 9	8 8	10 4	4	11.5 12.7		8.80 1.0	9.90	8.585 9.520	28.885 33.120	62.005
9. T4	196.625	TV Liestal 3	U11 Girls	LÜTHI	Emily	2012	3 4	2 2	4 2	6 6	4 4	5 4	4 2	4 3	2 4	6 7	2 2	15.8 16.0		9.80 0.6	9.80	9.430 9.585	35.030 35.985	71.015
9. T4	196.625	TV Liestal 3	U11 Girls	AZZARITO	Maila	2013	4 4	3 5	5 4	6 4	7 5	4 4	4 6	6 8	8 7	6 8	1 0	14.6 14.5		9.70 0.4	9.50	9.450 9.425	33.750 -2.0	65.575 → 31.825
9. T4	196.625	TV Liestal 3	U13 National Boys	LÜDIN	Mirco	2011	6 6	5 6	8 8	8 6	8 8	6 8	9 8	9 9	8 10	10 10	0	11.3 12.1		8.70 0.7	9.70	8.535 9.000	28.535 31.500	60.035
9. T4	196.625	TV Liestal 3	U13 National Girls	FERRARI	Amira	2010	6 6	8 6	8 8	6 8	8 8	7 9	5 8	7 8	8			11.7 8.7		8.70 0.4	6.70	7.380 5.215	27.780 21.015	48.795
10. T7	147.225	STV Luzern 3	U15 National Girls	TRAN	Kysha	2008	5 6	4 5	2 4	2 6	4 6	4 6	4 6	7 6	4 8	6 10	9 4	15.6 13.0		9.50 2.1	9.60	12.010 12.070	37.110 36.770	73.880
10. T7	147.225	STV Luzern 3	U15 National Boys	KESSLER	Simon	2009	6 5	5 4	6 5	5 3	6 4	7 4	4 4	4 2	5 4	6 8	2 0	14.4 15.5		9.80 1.8	10.00	10.865 10.980	35.065 38.280	73.345

Generated by sporttech.io official scoring system at Oct 16, 2021 10:36:55 AM. Live results at www.sporttech.io/explore.



Einzelranglisten

Division 1

Qualifikation / Finale

Division 2

Qualifikation / Finale

Division 3



Qualifikation / Finale





7. Teamcup *Event subtitle*
Individual trampoline – Division 1 – Qualification

						S1	S2	S3	S4	S5	S6	S7	S8	S9	S10	L	E	D	HD	ToF	Total	Score	
1.	Open Men	WALDNER	Luc	TV Grenchen 1	2002	0 4	2 6	3 6	2 6	1 7	0 8	3 6	2 8	3 7	3 8	2 0	17.9 13.4		9.20 9.40	17.060 15.135	44.160 52.935	97.095	
2.	Open Ladies	MUSSMANN	Emily	NKL 2	2002	2 4	0 2	2 4	2 4	4 6	2 4	3 4	0 4	3 4	3 4	2 2	17.7 15.8		9.70 9.50	15.455 14.715	42.855 51.515	94.370	
3.	U15 Elite Boys	MESCE	Léo	FSG Aigle-Alliance - CRT	2009	0 5	1 4	2 4	2 5	2 5	3 5	2 3	1 4	2 5	4 6	0 2	18.1 15.2		9.80 9.10	15.305 14.390	43.205 48.690	91.895	
4.	U15 Elite Boys	LOCHER	Elia	NKL 2	2008	2 4	2 2	2 6	2 2	2 4	4 6	2 6	1 4	3 3	3 6	0 1	17.7 15.6		8.90 10.4	9.20 9.20	15.220 14.390	41.820 49.590	91.410
5.	Open Ladies	BITTERLI	Lavinia	NKL 2	2004	1 4	2 6	2 6	2 6	4 5	4 6	2 5	2 5	6 6	6 8	0 0	16.9 14.3		9.50 11.2	9.20 9.20	15.200 14.040	41.600 48.740	90.340
6.	Open Ladies	MORET	Lucie	FSG Actigym Ecublens 1	2005	0 5	0 4	2 5	2 5	3 7	4 3	2 5	2 8	4 7	2 8	0 2	17.9 14.1		9.40 11.3	9.10 9.10	14.450 13.840	41.750 48.340	90.090
7.	Open Ladies	ZBINDEN	Anja	NKL 1	2004	2 5	1 4	2 2	2 4	3 4	4 5	3 8	4 6	2 4	8 5	2 1	16.7 15.2		9.40 10.0	9.50 9.50	14.955 13.975	41.055 48.675	89.730
8.	National A Men	BECKERT	Tobias	STV Möriken-Wildegg 1	1994	4 5	4 3	4 4	4 6	2 5	4 4	4 5	6 4	4 4	4 6	0 0	16.0 15.4		9.60 8.4	9.00 9.00	15.105 15.320	40.705 48.120	88.825
9.	National A Men	BADER	Damien	FSG Actigym Ecublens 1	2005	2 4	2 2	2 2	4 2	3 2	4 8	4 4	5 4	5 6	4 3	3 3	16.2 15.7		9.50 6.0	9.50 9.50	15.950 15.735	41.650 46.935	88.585
10.	U15 Elite Girls	RÜFENACHT	Sina	NKL 1	2008	2 5	2 4	3 4	4 4	2 4	4 3	5 4	4 2	5 6	4 5	0 0	16.5 15.9		9.10 9.1	9.10 9.10	14.160 13.820	39.760 47.920	87.680
11.	Open Ladies	LEUENBERGER	Silvana	NKL 1	2004	0 6	1 4	3 6	4 4	3 6	3 5	2 5	4 4	6 6	5 6	20 0	14.9 14.8		9.70 10.5	8.60 8.60	14.815 14.140	39.415 48.040	87.455
12.	National A Ladies	HUBER	Cynthia	TV Grenchen 1	2001	2 2	3 4	3 4	4 5	0 8	4 6	6 8	2 6	6 6	5 7	2 2	16.3 14.2		9.50 6.5	9.70 9.70	14.685 15.540	40.485 45.940	86.425
13.	National A Ladies	SCHAAD	Ramona	TV Grenchen 1	2000	0 0	2 2	4 4	4 4	2 5	3 5	4 6	1 5	4 6	6 8	2 0	16.8 15.5		9.40 6.2	9.50 9.50	13.855 13.760	40.055 44.960	85.015
14.	Open Men	PROGIN	Simon	FSG Aigle-Alliance - CRT	1990	0 4	1 5	2 5	2 6	1 8	2 6	4 6	3 6	4 9	3 9	0 0	17.8 11.1		9.70 10.1	7.50 7.50	16.770 11.890	44.270 40.590	84.860
15.	U17 National Girls	BURGER	Keilah	STV Möriken-Wildegg 2	2007	5 7	6 6	4 6	2 8	3 8	2 7	4 6	6 6	6 6	3 9	0 1	15.9 13.0		9.90 7.1	9.70 9.70	13.845 13.550	39.645 43.350	82.995
16.	U13 Elite Boys	KELLER	Mika	TV Grenchen 2	2011	4 6	4 8	4 6	6 4	5 5	7 6	4 8	6 5	5 6	6 6	0 3	14.9 13.7		9.70 7.8	9.40 9.40	13.710 13.175	38.310 44.075	82.385
17.	National A Ladies	ZBINDEN	Leonie	NKL 1	2004	2 5	2 6	4 6	4 4	4 6	6 4	6 6	6 5	5 4	7 5	2 0	15.2 14.9		9.10 -2.0 8.2	9.70 9.70	13.625 13.380	35.925 46.180	82.105
18.	National A Ladies	GANSNER	Claudia	STV Möriken-Wildegg 1	2000	4 6	6 6	6 7	2 4	5 6	5 5	6 8	2 6	7 6	6 8	0 1	15.1 13.7		9.80 7.8	9.30 9.30	13.045 13.145	37.945 43.945	81.890
19.	U17 National Boys	GRAF	Janis	STV Möriken-Wildegg 1	2006	3 5	4 6	5 6	6 6	4 4	3 5	4 4	6 6	6 6	6 6	0 1	15.3 14.5		9.50 5.1	9.10 9.10	14.250 13.940	39.050 42.640	81.690

						S1	S2	S3	S4	S5	S6	S7	S8	S9	S10	L	E	D	HD	ToF	Total	Score
20.	U11 Boys	ROUX	Axel	 FSG 2012	2	2	1	0	2	2	2	2	2	1	2	4	18.0		10.00	12.470	40.470	81.200
					4	6	1	4	6	4	5	6	5	6	0	15.3	4.2	9.60	11.630	40.730		
21.	U11 Boys	PELENK	Can	ZTV Mixed 1	2012	4	2	2	2	2	2	4	4	2	2	1	17.3		10.00	11.645	38.945	80.990
						7	6	8	6	6	6	6	5	6	8	1	13.5	7.0	9.30	12.245	42.045	
22.	National A Ladies	TAUBERS	Luana	TV Grenchen 1	2003	4	4	2	7	6	4	2	3	4	8	1	15.5		9.40	13.640	38.540	80.825
						3	6	6	6	6	6	5	2	4	4	1	15.1	5.2	8.90	13.085	42.285	
23.	Junior Boys	STOCKER	Beoan	ZTV Mixed 1	2007	4	6	5	5	6	6	6	4	4	6	2	14.6		8.90	14.565	38.065	79.625
						8	6	8	6	9	6	8	9	7			11.3	9.4	8.20	12.660	41.560	
24.	U17 National Boys	BRYNER	Jan	STV Möriken-Wildeg 2	2006	6	6	5	6	7	5	4	7	7	6	2	13.9		9.60	14.295	37.795	79.185
						6	7	8	8	7	8	7	8	7	8	3	12.3	6.0	8.90	14.190	41.390	
25.	National A Ladies	LAGLER	Alexandra	STV Möriken-Wildeg 2	2005	4	4	6	4	6	5	6	4	6	8	0	14.7		9.40	13.210	37.310	79.025
						4	6	6	8	6	9	8	6	6	8	2	13.1	6.0	9.60	13.015	41.715	
26.	U13 Elite Girls	SULZER	Luna	ZTV Mixed 1	2011	4	4	3	4	5	6	4	6	5	6	0	15.3		9.60	11.770	36.670	77.815
						7	6	8	7	7	6	4	6	6	7	0	13.6	7.0	9.20	11.345	41.145	
27.	National A Ladies	BAUMGARTNER	Timia	STV Möriken-Wildeg 2	2004	4	7	6	4	8	8	8	5	6	9	0	13.5		9.80	12.980	36.280	75.715
						4	5	7	4	7	8	4	8	10	5	2	13.6	4.2	8.60	13.035	39.435	
28.	National B Unisex	MASSON	Téa	FSG Actigym Ecublens 1	2004	6	6	3	6	4	4	3	2	7	8	2	14.9		9.20	11.885	35.985	75.465
						4	6	2	6	3	2	4	3	7	6	2	15.5	2.4	9.60	11.980	39.480	
29.	National B Unisex	MARTIN	Mayane	FSG Actigym Ecublens 1	2004	5	4	7	3	2	2	4	2	6	6	2	15.7		9.80	11.255	36.755	74.890
						6	4	6	2	6	4	6	3	8	9	0	14.6	2.7	9.70	11.135	38.135	
30.	U13 Elite Boys	KÄSER	Dario	TV Grenchen 2	2010	9	6	7	6	6	8	10	9				9.9		7.50	10.560	27.960	67.980
						7	6	6	8	6	8	8	10	8	8	6	11.9	5.9	9.60	12.620	40.020	
31.	Open Ladies	KURMANN	Larissa	ZTV Mixed 1	2003	3	5	4	4	4	2	2	3	4	4	0	16.5		8.80	14.510	39.810	60.340
						5	5	6	8								5.6	5.4	3.80	5.730	20.530	
32.	U13 Elite Boys	BÜTTNER	Matteo	ZTV Mixed 2	2011	4	6	4	8	8	9	5	6	6	6	4	13.4		9.30	12.130	34.830	55.230
						6	8	9	7	7							6.3	4.2	4.20	5.700	20.400	
33.	Junior Girls	PICHLER	Lia	NKL 2	2006	0	0	2	3	2	4	2	2	3	4	0	17.8		9.40	14.755	41.955	51.800
						6	6										2.8	2.5	1.70	2.845	9.845	
34.	U15 National Boys	FLURY	Marius	TV Grenchen 2	2008	4	4	4	2	4	6	5	6	8	7	0	15.0		9.00	13.280	37.280	49.625
						6	6	8									4.0	1.5	2.80	4.045	12.345	
35.	U17 National Boys	GEISSMANN	Dario	STV Möriken-Wildeg 1	2006	2	4	4	4	4	4	4	4	6	5	4	15.5		8.80	15.020	37.320	47.095
						6	8										2.6	-2.0	1.60	3.075	9.775	
																		2.5				
36.	Open Ladies	TELLENBACH	Zoe	ZTV Mixed 2	2004	4	6	4	4	1	6	6	5	4	2	2	15.6		9.20	15.260	40.060	45.290
						6											1.4	1.5	0.80	1.530	5.230	
37.	U15 Elite Boys	KÄMPFER	Florian	ZTV Mixed 2	2008	4	4	4	6	6	6	6	7	6	8	3	14.0		9.40	12.420	35.820	44.110
						9	9										2.2	1.9	1.80	2.390	8.290	
38.	Open Men	MORAIS ALVES	Gonçalo	 FSG 2004	0	0	2	3	4	5							10.6		5.40	10.290	26.290	38.075
						5	4										3.1	3.4	1.90	3.385	11.785	
39.	U13 Elite Boys	STUCKI	Floris	ZTV Mixed 2	2010	6	8	6	7	7	8	6	8	6	9	2	12.7		9.50	10.075	32.275	36.560
						10											1.0	1.3	0.80	1.185	4.285	




7. Teamcup *Event subtitle*
Individual trampoline – Division 1 – Team final

					S1	S2	S3	S4	S5	S6	S7	S8	S9	S10	L	E	D	HD	ToF	Total	Score
1.	WALDNER	Luc	TV Grenchen 1	2002	5	6	6	5	6	4	7	9	6	7	0	13.9	15.0	9.30	15.210	53.410	53.410
2.	PROGIN	Simon	FSG Aigle- Alliance - CRT	1990	1	2	1	2	1	1	2	3	4	4	0	17.9	8.4	9.50	16.805	52.605	52.605
3.	MORAIS ALVES	Gonçalo	FSG Aigle- Alliance - CRT	2004	1	2	0	2	2	1	2	2	4	4	0	18.0	8.2	9.40	16.855	52.455	52.455
4.	MUSSMANN	Emily	NKL 2	2002	4	2	4	2	4	2	4	5	4	6	10	15.3	10.6	9.40	15.025	50.325	50.325
5.	BADER	Damien	FSG Actigym Ecublens 1	2005	3	2	1	2	3	4	2	2	6	6	2	16.7	6.0	9.80	16.230	48.730	48.730
6.	MORET	Lucie	FSG Actigym Ecublens 1	2005	4	2	4	6	6	4	6	6	6	7	1	14.8	11.3	8.60	13.800	48.500	48.500
7.	RÜFENACHT	Sina	NKL 1	2008	4	3	5	6	6	4	4	2	6	4	0	15.6	9.1	9.20	13.790	47.690	47.690
8.	BITTERLI	Lavinia	NKL 2	2004	4	6	4	8	8	6	6	4	6	6	0	14.2	9.9	9.40	13.825	47.325	47.325
9.	ZBINDEN	Leonie	NKL 1	2004	4	6	6	4	4	4	4	4	4	4	0	15.6	8.2	9.60	13.545	46.945	46.945
10.	LEUENBERGER	Silvana	NKL 1	2004	5	4	4	6	6	8	6	5	6	6	0	14.4	9.3	9.30	13.810	46.810	46.810
11.	HUBER	Cynthia	TV Grenchen 1	2001	1	2	2	4	6	4	6	4	6	7	2	15.6	6.5	10.00	14.535	46.635	46.635
12.	SCHAAD	Ramona	TV Grenchen 1	2000	1	2	4	4	4	6	2	4	4	6	2	16.1	6.2	9.20	13.685	45.185	45.185
13.	TAUBERS	Luana	TV Grenchen 1	2003	3	4	7	6	5	5	5	4	4	4	1	15.2	5.2	9.40	13.225	43.025	43.025
14.	ROUX	Axel	FSG Aigle- Alliance - CRT	2012	4	4	2	4	4	2	4	5	5	6	0	16.0	4.2	9.60	11.535	41.335	41.335
15.	MARTIN	Mayane	FSG Actigym Ecublens 1	2004	6	3	5	2	2	3	4	2	6	6	0	16.1	2.7	9.80	11.175	39.775	39.775
16.	MASSON	Téa	FSG Actigym Ecublens 1	2004	4	4	2	6	4	3	3	2	6	7	0	15.9	2.4	9.30	11.455	39.055	39.055
17.	ZBINDEN	Anja	NKL 1	2004	5	2	2	6	6	6	8					10.5	7.2	6.20	9.865	33.765	33.765
18.	LOCHER	Elia	NKL 2	2008	5	2	4	4	6	8						9.1	6.5	5.50	8.710	29.810	29.810
19.	PICHLER	Lia	NKL 2	2006	5	6										2.9	2.5	1.80	2.910	10.110	10.110
20.	KURMANN	Larissa	ZTV Mixed 1	2003	2											1.8	1.5	1.00	1.500	5.800	5.800
21.	MESCE	Léo	FSG Aigle- Alliance - CRT	2009	6											1.4	1.5	1.00	1.520	5.420	5.420



7. Teamcup *Event subtitle*
Individual trampoline – Division 2 – Qualification

						S1	S2	S3	S4	S5	S6	S7	S8	S9	S10	L	E	D	HD	ToF	Total	Score	
1.	U13 Elite Girls	WIDMER	Livia	NKL 3	2009	1 6	2 4	0 5	2 5	5 4	4 4	0 4	5 3	4 2	6 6	0 2	17.1 15.5		9.30 8.0	9.60 9.60	13.010 12.805	39.410 45.905	85.315
2.	U17 National Girls	ALVAREZ PEREZ DE SAN ROMAN	Naia	Chêne Gymnastique Genève	2006	3 3	4 4	0 4	3 4	4 6	2 6	4 8	0 6	2 6	4 4	0 0	17.4 14.9		9.90 6.2	9.60 9.60	13.585 13.060	40.885 43.760	84.645
3.	U13 Elite Girls	MANGOLD	Mia	NKL 3	2009	4 5	4 6	3 6	4 4	4 4	5 6	3 6	6 4	4 6	6 6	1 0	15.6 14.7		9.40 8.2	9.30 9.30	12.685 12.565	37.685 44.765	82.450
4.	U13 Elite Boys	NILSEN	Liam	NKL 3	2009	5 4	4 5	3 5	4 4	4 5	6 2	4 6	6 5	3 6	6 4	0 2	15.5 15.2		9.60 6.1	9.50 9.50	12.750 12.520	37.850 43.320	81.170
5.	U11 Girls	NOTHSTEIN	Marlene	NKL 4	2011	4 3	3 4	3 2	4 4	2 2	4 2	2 2	1 0	4 4	4 2	1 0	16.8 17.5		9.40 2.0	9.60 9.60	11.960 12.165	38.160 41.265	79.425
6.	U17 National Girls	DALCHER	Alisha	TV Liestal 1	2006	4 2	3 2	2 2	6 4	5 6	4 6	4 6	3 4	6 4	6 6	0 0	15.7 15.8		9.70 3.2	9.90 9.90	12.490 12.260	37.890 41.160	79.050
7.	National A Ladies	KYBURZ	Annouk	BTV Bern 1	2003	2 5	5 7	6 3	7 6	2 6	6 4	8 4	4 8	6 4	6 8	4 4	14.4 14.1		9.70 4.2	9.70 9.70	13.600 13.305	37.700 41.305	79.005
8.	U13 Elite Boys	STECK	Noël	NKL 3	2010	3 6	4 6	0 6	4 6	5 8	6 8	4 8	6 6	4 7	6 6	2 2	15.6 13.1		9.60 7.6	9.40 9.40	12.045 11.605	37.245 41.705	78.950
9.	U17 National Boys	GRAF	Levin	STV Mörriken-Wildegg 3	2007	5 4	8 6	5 6	4 5	4 8	4 7	2 8	4 8	8 8	6 4	3 0	15.1 13.6		9.70 4.8	9.00 9.00	13.365 12.780	38.165 40.180	78.345
10.	National B Unisex	FISCHER	Aliyah	STV Mörriken-Wildegg 4	2004	6 6	5 7	2 5	2 8	6 8	7 8	7 4	4 4	9 8	9 8	0 0	14.8 13.4		9.50 4.1	9.80 9.80	13.075 12.825	37.375 40.125	77.500
11.	U17 National Girls	BUSER	Fiona	STV Mörriken-Wildegg 3	2007	6 6	8 6	5 4	4 4	3 3	4 4	5 6	6 6	4 5	4 4	0 1	14.9 15.1		9.60 3.2	9.70 9.70	12.185 12.310	36.685 40.310	76.995
12.	U15 National Boys	WIDMER	Yohan	Chêne Gymnastique Genève	2009	6 4	7 8	6 4	4 6	2 6	2 6	3 8	4 4	6 6	6 8	0 0	15.4 14.0		9.80 4.5	9.40 9.40	12.210 11.645	37.410 39.545	76.955
13.	U11 Girls	RÜFENACHT	Mari	NKL 4	2012	4 4	2 2	2 0	5 4	2 2	2 2	2 1	0 0	4 4	3 4	0 0	17.4 17.7		9.70 1.5	9.90 9.90	10.155 10.125	37.255 39.225	76.480
14.	U11 Girls	JACCARD	Mia	NKL 4	2011	4 4	2 2	2 3	4 4	2 2	2 2	2 0	2 2	4 4	3 3	0 0	17.3 17.4		10.00 1.5	9.90 9.90	10.180 10.105	37.480 38.905	76.385
15.	U11 Girls	OLIVEIRA	Carolina	NKL 4	2012	2 2	2 2	2 0	2 2	2 2	2 1	2 1	2 0	6 4	2 2	0 0	17.6 18.4		9.90 1.0	10.00 10.00	8.985 9.200	36.485 38.600	75.085
16.	U11 Boys	KADRIU	Robert	NKL 5	2012	4 4	4 2	2 2	6 6	4 2	4 2	2 2	5 4	6 6	3 3	0 0	16.0 16.7		9.60 1.5	9.80 9.80	10.680 10.595	36.280 38.595	74.875
17.	U17 National Girls	KLEMENZ	Laura	STV Mörriken-Wildegg 4	2006	6 6	6 7	6 8	4 6	4 6	3 8	6 6	8 4	9 3	4 9	0 0	14.4 13.7		9.50 4.2	9.70 9.70	11.810 11.550	35.710 39.150	74.860
18.	U17 National Girls	STIRNIMANN	Anja	STV Mörriken-Wildegg 3	2006	4 4	6 6	6 4	8 6	5 8	5 5	7 6	8 8	7 8	4 6	0 1	14.0 13.8		9.10 4.1	9.30 9.30	11.995 12.430	35.095 39.630	74.725
19.	National B Unisex	LUNENO	Amina	STV Luzern 1	2003	4 6	6 6	4 4	6 6	4 5	3 3	2 3	3 2	6 6	8 8	2 2	15.2 14.9		9.50 2.6	9.70 9.70	11.320 11.450	36.020 38.650	74.670
20.	U11 Boys	ASCHWENDEN	Keiji	CRP Gym Vaud Mixed	2014	1 8	3 4	2 8	2 4	2 2	2 4	2 3	4 2	1 3	5 6	2 2	17.4 15.4		10.00 1.9	9.70 9.70	10.270 9.880	37.670 36.880	74.550
21.	U15 National Boys	PICHILLI	Théo	Chêne Gymnastique Genève	2009	6 8	8 8	4 3	4 4	6 4	4 4	2 4	4 4	4 4	6 6	2 2	15.0 14.9		9.30 2.0	9.90 9.90	11.565 11.160	35.865 37.960	73.825
22.	U13 National Boys	BULK	Fin	BTV Bern 1	2010	2 8	6 8	6 3	4 4	4 2	4 3	3 4	4 7	5 6	8 7	0 3	15.4 14.5		9.40 2.4	9.10 9.10	10.925 10.830	35.725 36.830	72.555
23.	National B Unisex	BRYNER	Lara	STV Mörriken-Wildegg 4	2004	5 6	4 6	8 8	6 6	4 8	3 8	5 9	4 10	8 10	6 6	0 0	14.7 12.3		9.60 -2.0	9.60 4.8	12.070 11.750	34.370 37.750	72.120

						S1	S2	S3	S4	S5	S6	S7	S8	S9	S10	L	E	D	HD	ToF	Total	Score	
24.	U11 Girls	VENTURIERE	Viola	NKL 5	2011	4 5	4 2	2 2	4 6	3 2	3 2	2 2	3 1	4 4	6 4	0 0	16.5 17.0		9.90 1.5	9.90 9.60	8.825 8.745	35.225 36.845	72.070
25.	U17 National Boys	SCHWAB	Nicola	BTV Bern 1	2007	6 6	6 7	6 4	8 8	8 8	8 8	6 4	7 4	7 6	4 8	2 2	13.2 13.5		9.50 2.6	9.50 8.90	11.900 11.905	34.600 36.905	71.505
26.	U11 Girls	KIRMSER	Milla	NKL 5	2012	4 6	3 3	4 2	6 6	2 3	4 3	2 2	2 2	6 6	6 4	0 0	16.1 16.3		10.00 1.5	9.90 9.90	8.865 8.170	34.965 35.870	70.835
27.	U15 National Boys	GUCKERT	Léonard	CRP Gym Vaud Mixed	2009	6 4	8 8	8 5	8 8	8 9	4 6	7 8	8 8	6 7	6 6	2 0	12.9 13.1		9.50 3.8	9.50 9.60	10.855 10.950	33.255 37.450	70.705
28.	National B Unisex	WÜTHRICH	Melanie	TV Liestal 1	2005	6 5	4 8	6 6	6 8	4 10	4 8	4 10	6 6	8 7	4 4	0 0	14.8 11.2		9.70 3.8	9.70 8.20	12.275 10.605	36.775 33.805	70.580
29.	National B Unisex	HANSELMANN	Nina	STV Luzern 1	2005	4 4	4 3	8 8	9 9	7 6	8 8	8 6	6 5	6 5	5 5	0 0	13.5 14.0		9.20 2.4	9.20 9.70	10.520 10.785	33.220 36.885	70.105
30.	U11 Girls	WYSS	Djela	NKL 5	2011	6 6	4 4	4 3	8 7	3 2	4 2	2 2	3 3	5 5	6 2	0 0	15.5 16.4		9.70 1.5	9.70 9.60	8.120 8.400	33.320 35.900	69.220
31.	U17 National Boys	GUCKERT	Raphaël	CRP Gym Vaud Mixed	2007	6 5	6 6	6 5	7 7	8 8	8 8	8 8	8 10	9 10	8 10	1 1	12.5 11.3		9.40 3.8	9.40 8.20	11.780 10.105	33.680 33.405	67.085
32.	U15 National Girls	GASPOZ	Larissa	CRP Gym Vaud Mixed	2009	4 5	4 8	4 4	4 7	5 8	6 5	6 6	10 6		9 9	2 2	10.3 13.4		6.40 4.5	6.40 9.60	8.395 11.075	25.095 38.575	63.670
33.	National A Men	WYTTENBACH	Ivan	BTV Bern 1	1988	8 8	6 8	7 6	8 9	9 8		9 8	8 8	9 9		20 20	6.2 9.9		4.80 7.1	4.80 9.00	7.760 14.405	18.760 40.405	59.165
34.	U13 Elite Girls	STEFFEN	Jade	 Chêne Gymnastique Genève	2010	3 2	5 4	0 4	4 5	5 6		6 6	6 7	4 4	8 8	20 20	8.3 12.8		5.00 5.4	5.00 9.30	5.645 10.615	18.945 38.115	57.060
35.	U17 National Boys	SONDEREGGER	Nico	STV Möriken- Wildegg 3	2006	4 8	6 8	6 8	4 8	4 8	6 6	6 6	9 9	8 8	4 4	0 0	14.3 4.8		9.10 2.9	9.10 3.70	12.890 4.985	36.290 16.385	52.675
36.	National B Unisex	KUSTER	Sheryl	TV Liestal 1	2001	7 6	7 8	4 6	4 4	4 4	6 6	7 7	5 5	6 6	6 6	1 1	14.3 4.0		9.50 0.6	9.50 2.60	11.750 3.445	35.550 10.645	46.195
37.	Open Ladies	REICHLIN	Alenka	STV Luzern 1	1999	2 8	4 8	6 6	6 6	6 6	5 5	6 6	6 6	7 7	8 8	1 1	14.3 2.4		9.60 1.8	9.60 1.700	14.200 1.700	38.100 5.900	44.000

Generated by sporttech.io official scoring system at Oct 12, 2021 10:02:18 PM. Live results at www.sporttech.io/explore.

SWISSLOS
Sportfonds des
Kantons Solothurn



7. Teamcup *Event subtitle*
Individual trampoline – Division 2 – Team final

					S1	S2	S3	S4	S5	S6	S7	S8	S9	S10	L	E	D	HD	ToF	Total	Score
1.	WIDMER	Livia	NKL 3	2009	4	4	6	4	4	6	4	3	2	6	2	15.5	8.0	9.50	12.560	45.560	45.560
2.	ALVAREZ PEREZ DE SAN ROMAN	Naia	Chêne Gymnastique Genève	2006	2	3	2	4	6	6	4	4	4	4	4	15.7	6.2	9.70	13.430	45.030	45.030
3.	MANGOLD	Mia	NKL 3	2009	6	6	6	4	4	4	7	4	6	6	0	14.7	8.2	9.10	12.400	44.400	44.400
4.	NILSEN	Liam	NKL 3	2009	3	4	4	5	6	4	4	5	6	6	0	15.3	6.1	9.40	12.485	43.285	43.285
5.	WYTTENBACH	Ivan	BTV Bern 1	1988	6	7	8	8	8	8	9	10	10	10	0	11.6	7.1	9.50	14.140	42.340	42.340
6.	STECK	Noël	NKL 3	2010	6	6	6	5	6	7	8	6	6	8	1	13.5	7.6	9.00	11.715	41.815	41.815
7.	KYBURZ	Annouk	BTV Bern 1	2003	6	6	4	5	6	2	6	7	4	8	4	14.2	4.2	9.70	13.350	41.450	41.450
8.	GRAF	Levin	STV Möriken- Wildeg 3	2007	4	6	8	4	6	8	6	7	6	4	0	14.1	4.8	9.30	12.925	41.125	41.125
9.	STEFFEN	Jade	Chêne Gymnastique Genève	2010	4	5	4	4	6	4	6	6	4	6	0	15.1	5.4	9.50	11.060	41.060	41.060
10.	NOTHSTEIN	Marlene	NKL 4	2011	4	4	4	4	6	4	6	6	6	4	0	15.2	4.8	9.20	11.675	40.875	40.875
11.	BUSER	Fiona	STV Möriken- Wildeg 3	2007	4	6	4	4	2	4	4	6	5	4	2	15.5	3.2	9.30	12.680	40.680	40.680
12.	STIRNIMANN	Anja	STV Möriken- Wildeg 3	2006	4	5	4	6	8	4	6	7	8	6	0	14.2	4.1	9.90	12.340	40.540	40.540
13.	RÜFENACHT	Mari	NKL 4	2012	4	4	0	6	6	0	7	6	4	6	0	15.7	4.1	9.50	10.275	39.575	39.575
14.	WIDMER	Yohan	Chêne Gymnastique Genève	2009	4	7	4	7	6	8	4	5	8	8	0	13.9	4.5	9.30	11.855	39.555	39.555
15.	SCHWAB	Nicola	BTV Bern 1	2007	6	6	4	6	6	4	4	4	6	6	4	14.4	2.6	9.60	12.185	38.785	38.785
16.	JACCARD	Mia	NKL 4	2011	5	5	2	6	5	2	6	7	6	6	2	14.8	4.1	9.40	9.595	37.895	37.895
17.	PICHILLI	Théo	Chêne Gymnastique Genève	2009	6	7	4	3	4	4	4	4	4	8	1	15.1	2.0	9.60	11.190	37.890	37.890
18.	OLIVEIRA	Carolina	NKL 4	2012	6	3	2	2	3	2	0	1	5	3	0	17.3	1.1	10.00	8.720	37.120	37.120
19.	SONDEREGGER	Nico	STV Möriken- Wildeg 3	2006	8	8	6	8	6	8	8	7	8			11.3	5.3	8.40	11.450	36.450	36.450
20.	BULK	Fin	BTV Bern 1	2010	8	8	4	4	4	4	4	8	6	10	0	14.0	1.8	9.30	10.905	36.005	36.005

Generated by sporttech.io official scoring system at Sep 19, 2021 8:15:03 PM. Live results at www.sporttech.io/explore.

SWISSLOS
Sportfonds des
Kantons Solothurn



7. Teamcup *Event subtitle*
Individual trampoline – Division 3 – Qualification

						S1	S2	S3	S4	S5	S6	S7	S8	S9	S10	L	E	D	HD	ToF	Total	Score	
1.	U17 National Boys	BUCHER	Ben	STV Luzern 2	2007	6 4	4 4	4 4	4 6	6 8	2 6	3 6	4 7	6 4	6 7	0 0	15.5 14.4		10.00 5.2	9.70	13.000 12.555	38.500 41.855	80.355
2.	U15 National Boys	SANER	Alex	TV Grenchen 3	2008	4 3	4 4	6 4	4 6	4 5	2 7	5 6	4 6	6 8	4 8	0 2	15.7 14.1		9.90 5.3	9.60	12.610 12.520	38.210 41.520	79.730
3.	U17 National Girls	VONLAUFEN	Elin	STV Sursee	2006	4 4	7 6	5 4	5 4	2 3	4 4	7 6	4 4	4 6	2 3	0 2	15.6 15.4		9.60 2.9	9.80	12.855 12.835	38.055 40.935	78.990
4.	U15 National Girls	GRAF	Sheryl	STV Möriken- Wildeg 5	2009	4 4	4 4	4 4	4 6	4 8	2 6	1 6	4 6	7 8	6 7	0 0	16.0 14.1		9.60 4.1	9.50	12.410 12.085	38.010 39.785	77.795
5.	U17 National Boys	BAUMGARTNER	Cyrill	STV Luzern 2	2007	6 8	6 4	4 6	6 6	7 4	4 6	6 6	6 7	4 4	4 8	3 1	14.4 14.0		9.30 5.1	9.60	12.335 12.155	36.035 40.855	76.890
6.	U15 National Girls	MESSMANN	Caroline	STV Möriken- Wildeg 5	2009	6 6	4 4	4 4	4 4	3 4	3 2	2 2	4 4	6 7	8 8	0 0	15.6 15.5		9.80 2.2	10.00	11.780 11.940	37.180 39.640	76.820
7.	U15 National Girls	FLEURY	Giulia	TV Grenchen 3	2008	6 6	4 8	3 6	3 9	2 7	6 4	3 7	4 5	6 8	8 8	1 4	15.4 12.8		9.60 3.2	9.10	13.290 12.365	38.290 37.465	75.755
8.	U15 National Girls	MÉROZ	Elénie	STV Möriken- Wildeg 5	2009	4 5	4 4	4 4	3 2	4 4	2 4	3 4	3 3	8 8	8 8	0 0	15.7 15.4		9.60 2.2	9.60	11.370 11.375	36.670 38.575	75.245
9.	U11 Girls	FISCHER	Maylen	STV Möriken- Wildeg 6	2012	2 2	4 4	2 4	2 4	2 4	4 4	2 4	2 3	3 5	2 8	4 2	17.1 15.6		9.90 1.4	9.50	10.995 10.690	37.995 37.190	75.185
10.	U15 National Girls	HAUENSTEIN	Luana	STV Möriken- Wildeg 5	2009	8 8	6 6	6 5	5 4	4 5	4 3	4 3	5 4	8 8	7 8	0 0	14.3 14.6		10.00 2.2	10.00	11.905 11.855	36.205 38.655	74.860
11.	U17 National Girls	HILDEBRAND	Svenja	STV Sursee	2006	4 4	6 4	4 6	4 6	6 6	4 7	7 6	7 8	4 8	6 6	4 4	14.4 13.5		9.30 3.4	9.70	12.068 12.470	35.768 39.070	74.838
12.	National C Unisex	FLEURY	Mylène	BTV Bern 2	2007	6 6	5 4	5 4	4 3	3 2	4 5	6 9	6 7	6 6	4 8	2 2	14.9 14.4		9.70 0.9	9.70	12.570 12.000	37.170 37.000	74.170
13.	U15 National Girls	TRAN	Kyscha	STV Luzern 3	2008	5 6	4 5	2 4	2 6	4 6	4 6	4 6	7 8	4 10	6 9	2 4	15.6 13.0		9.50 2.1	9.60	12.010 12.070	37.110 36.770	73.880
14.	U13 National Boys	MÖSCH	Elishua	TV Grenchen 3	2010	6 7	6 7	3 5	2 4	2 4	4 5	6 8	6 6	6 8	4 8	2 2	15.3 13.6		9.70 3.0	9.40	11.380 11.385	36.380 37.385	73.765
15.	U15 National Boys	KRUMMENACHER	Elio	STV Luzern 2	2009	5 6	4 7	6 6	4 4	4 8	4 5	4 6	6 6	6 8	6 9	4 2	14.7 13.3		9.70 2.4	9.30	12.070 12.045	36.470 37.045	73.515
16.	U15 National Boys	KESSLER	Simon	STV Luzern 3	2009	6 5	5 4	6 5	5 3	6 4	7 4	4 2	4 4	5 6	6 8	2 0	14.4 15.5		9.80 1.8	10.00	10.865 10.980	35.065 38.280	73.345
17.	U15 National Girls	ANDRADE GONÇALVES	Mara	FSG Actigym Ecublens 2	2009	6 8	2 4	4 4	3 4	8 8	4 4	4 4	4 4	4 4	8 9	0 0	15.3 14.7		9.40 2.2	9.70	11.075 10.870	35.775 37.470	73.245
18.	National C Unisex	AMREIN	Mia	STV Sursee	2005	6 3	6 4	8 4	4 3	6 5	6 6	6 5	6 6	6 6	5 4	0 0	14.1 15.4		9.80 0.9	9.60	11.650 11.615	35.550 37.515	73.065

						S1	S2	S3	S4	S5	S6	S7	S8	S9	S10	L	E	D	HD	ToF	Total	Score
19.	National C Unisex	SCHAFFNER	Lea	TV Liestal 2	2008	6 4	6 4	4 4	3 4	4 3	4 4	6 6	4 6	4 6	8 8	3 4	14.8 14.7		10.00 1.1 9.90	11.110 11.190	35.910 36.890	72.800
20.	U13 National Boys	EGLINGER	Lias	STV Möriken-Wildeg 6	2011	2 4	6 6	5 4	4 4	6 5	4 5	2 4	2 3	6 5	8 7	0 0	15.5 15.3		9.90 1.3 9.90	10.465 10.370	35.865 36.870	72.735
21.	U15 National Girls	PEREIRA ANTUNES	Beatriz	FSG Actigym Ecublens 2	2009	8 6	4 4	2 2	2 4	2 4	6 6	4 4	5 2	6 5	7 7	2 2	15.2 15.4		9.90 1.5 9.80	10.220 10.320	35.320 37.020	72.340
22.	National C Unisex	WERLE	Jana	TV Liestal 2	2008	6 4	4 3	4 4	4 4	4 4	6 6	6 4	4 5	6 6	8 8	2 0	14.6 15.2		10.00 1.3 10.00	10.455 10.520	35.055 37.020	72.075
23.	National C Unisex	ROTH	Aline	BTV Bern 2	2003	8 9	4 5	4 4	4 4	4 3	4 6	4 5	5 4	8 4	7 4	2 0	14.6 15.2		9.60 1.0 9.70	10.360 10.695	34.560 36.595	71.155
24.	U11 Girls	LÜTHI	Emily	TV Liestal 3	2012	3 4	2 2	4 2	6 6	4 4	5 4	4 2	4 3	2 4	6 7	2 2	15.8 16.0		9.80 0.6 9.80	9.430 9.585	35.030 35.985	71.015
25.	U13 National Girls	WELTER	Esra	BTV Bern 2	2010	8 8	7 6	4 4	6 4	6 5	6 6	6 6	4 4	6 7	6 10	1 4	14.0 13.6		9.70 1.0 9.70	10.655 10.565	34.355 34.865	69.220
26.	U13 National Girls	AERNI	Yara	STV Möriken-Wildeg 6	2010	4 4	6 6	7 6	10 4	8 5	4 4	4 3	3 2	6 5	10 9	0 0	13.8 15.2		9.60 1.2 9.60	9.405 9.695	32.805 35.695	68.500
27.	U13 National Boys	MASSON	Tilan	FSG Actigym Ecublens 2	2011	6 6	7 8	6 4	6 5	6 4	5 5	5 6	4 6	6 6	8 8	1 0	14.0 14.2		9.70 1.3 10.00	9.480 9.660	33.180 35.160	68.340
28.	U13 National Girls	MELETTA	Elisa	TV Grenchen 3	2010	5 6	5 6	4 4	4 5	5 6	6 6	8 10	6 10	8 8	8 10	0 4	14.1 12.5		10.00 1.2 9.60	9.735 9.670	33.835 32.970	66.805
29.	U11 Girls	AZZARITO	Maila	TV Liestal 3	2013	4 4	3 5	5 4	6 4	7 5	4 4	4 6	6 8	8 7	6 8	1 0	14.6 14.5		9.70 0.4 9.50	9.450 9.425	33.750 -2.0	65.575
																					→ 31.825	
30.	National C Unisex	DÜRRENBERGER	Laila	TV Liestal 2	2009	8 6	10 6	7 7	6 6	4 4	6 6	6 6	6 6	8 8	10 8	4 4	12.5 12.5		9.80 0.6 8.70	9.680 8.695	31.980 30.495	62.475
31.	National C Unisex	AZZARITO	Gloria	TV Liestal 2	2009	6 4	8 8	5 6	7 6	6 6	8 5	8 7	9 9	8 8	10 10	4 4	11.5 12.7		8.80 1.0 9.90	8.585 9.520	28.885 33.120	62.005
32.	U13 National Boys	LÜDIN	Mirco	TV Liestal 3	2011	6 6	5 6	8 8	8 6	8 8	6 8	9 8	9 8	8 10	10 10	0 0	11.3 12.1		8.70 0.7 9.70	8.535 9.000	28.535 31.500	60.035
33.	U15 National Boys	BOSSARD	Nando	STV Sursee	2008	6 6	5 5	4 5	7 6	6 8	8 8	5 8	5 8	5 10	10 20		11.9 8.2		9.40 1.4 5.60	11.510 6.735	32.810 21.935	54.745
34.	U13 National Girls	FERRARI	Amira	TV Liestal 3	2010	6 6	8 6	8 8	6 8	8 8	7 9	5 8	7 8				11.7 8.7		8.70 0.4 6.70	7.380 5.215	27.780 21.015	48.795

Generated by sporttech.io official scoring system at **Oct 16, 2021 10:36:55 AM**. Live results at www.sporttech.io/explore.



7. Teamcup *Event subtitle*
Individual trampoline – Division 3 – Team final

					S1	S2	S3	S4	S5	S6	S7	S8	S9	S10	L	E	D	HD	ToF	Total	Score
1.	BUCHER	Ben	STV Luzern 2	2007	3	3	4	6	4	4	6	7	4	6	3	15.0	5.2	9.60	12.765	42.565	42.565
2.	BAUMGARTNER	Cyrill	STV Luzern 2	2007	8	4	6	6	4	4	6	7	5	8	0	14.2	5.1	9.20	12.075	40.575	40.575
3.	VONLAUFEN	Elin	STV Sursee	2006	4	9	6	6	4	6	6	4	4	2	0	14.9	2.9	9.20	12.955	39.955	39.955
4.	GRAF	Sheryl	STV Möriken- Wildeg 5	2009	4	4	6	6	4	2	2	4	6	6	0	15.6	2.2	9.60	12.335	39.735	39.735
5.	SANER	Alex	TV Grenchen 3	2008	2	4	4	4	5	6	4	8	8	10	20	12.5	5.3	9.30	12.495	39.595	39.595
6.	HILDEBRAND	Svenja	STV Sursee	2006	4	3	4	5	6	8	5	7	6	7	3	14.2	3.4	9.30	12.600	39.500	39.500
7.	MESSMANN	Caroline	STV Möriken- Wildeg 5	2009	5	4	5	4	4	2	3	4	8	8	0	15.3	2.2	9.80	11.895	39.195	39.195
8.	MÉROZ	Elénie	STV Möriken- Wildeg 5	2009	4	4	3	2	4	3	2	4	8	9	0	15.7	2.2	9.90	11.230	39.030	39.030
9.	KRUMMENACHER	Elio	STV Luzern 2	2009	7	8	6	6	8	5	4	5	7	6	1	13.7	3.7	9.40	12.190	38.990	38.990
10.	HAUENSTEIN	Luana	STV Möriken- Wildeg 5	2009	6	6	6	4	4	3	3	4	8	8	0	14.8	2.2	9.90	11.785	38.685	38.685
11.	FISCHER	Maylen	STV Möriken- Wildeg 6	2012	2	4	3	4	2	3	2	2	4	2	0	17.2	0.6	9.90	10.825	38.525	38.525
12.	MÖSCH	Elishua	TV Grenchen 3	2010	5	5	4	4	4	4	6	5	6	8	3	14.6	2.4	9.50	11.255	37.755	37.755
13.	AMREIN	Mia	STV Sursee	2005	3	4	4	1	5	6	4	6	6	4	4	15.3	0.9	9.90	11.495	37.595	37.595
14.	EGLINGER	Lias	STV Möriken- Wildeg 6	2011	2	5	4	2	4	3	2	2	5	8	0	16.3	1.3	9.80	10.165	37.565	37.565
15.	AERNI	Yara	STV Möriken- Wildeg 6	2010	2	5	4	4	5	2	2	4	5	8	0	15.9	1.2	10.00	9.805	36.905	36.905
16.	BOSSARD	Nando	STV Sursee	2008	6	5	5	8	7	10	6	7	6	10	0	13.0	2.1	9.70	11.015	35.815	35.815
17.	MELETTA	Elisa	TV Grenchen 3	2010	7	5	4	4	4	6	9	8	7			12.6	0.7	8.70	9.030	31.030	31.030
18.	FLEURY	Giulia	TV Grenchen 3	2008	10	8	6	10	6	6	10	10				9.4	2.0	7.00	10.375	28.775	28.775

Einzelranglisten nach Kategorie



SWISSLOS
*Sportfonds des
Kantons Solothurn*

7. Teamcup vom 16.10.2021 im Tissot Velodrome Grenchen



Rangliste je Kategorie

Open Men

1	Waldner Luc	TV Grenchen - NKL	100.595
2	Progin Simon	FSG Aigle-Alliance - CRT	89.260
3	Morais Alves Gonçalo	FSG Aigle-Alliance - CRT	39.775

Open Ladies

1	Mussmann Emily	TV Liestal - NKL	97.470
2	Bitterli Lavinia	TV Liestal - NKL	93.240
3	Zbinden Anja	TV Liestal - NKL	92.930
4	Moret Lucie	FSG Actigym Ecublens	92.490
5	Leuenberger Silvana	TV Liestal - NKL	90.655
6	Kurmann Larissa	TV Mettmenstetten - ZTV	63.840
7	Tellenbach Zoe	STV Winterthur - ZTV	48.390
8	Reichlin Alenka	STV Luzern	46.200

Junior Boys

1	Stocker Beoan	STV Wetzikon - ZTV	79.625
---	---------------	--------------------	--------

Junior Girls

1	Pichler Lia	TV Liestal - NKL	51.800
---	-------------	------------------	--------

National A Men

1	Beckert Tobias	STV Möriken-Wildegg	88.825
2	Bader Damien	FSG Actigym Ecublens	88.585
3	Wytttenbach Ivan	BTV Bern	59.165

National A Ladies

1	Huber Cynthia	TV Grenchen	86.425
2	Schaad Ramona	TV Grenchen	85.015
3	Zbinden Leonie	TV Liestal - NKL	82.105
4	Gansner Claudia	STV Möriken-Wildegg	81.890
5	Taubers Luana	TV Grenchen	80.825
6	Lagler Alexandra	STV Möriken-Wildegg	79.025
7	Kyburz Annouk	BTV Bern	79.005
8	Baumgartner Timia	STV Möriken-Wildegg	75.715

National B Unisex

1	Fischer Aliyah	STV Möriken-Wildegg	77.500
2	Masson Téa	FSG Actigym Ecublens	75.465
3	Martin Mayane	FSG Actigym Ecublens	74.890
4	Luneno Amina	STV Luzern	74.670
5	Bryner Lara	STV Möriken-Wildegg	72.120
6	Wüthrich Melanie	TV Liestal	70.580
7	Hanselmann Nina	STV Luzern	70.105
8	Kuster Sheryl	TV Liestal	46.195

National C Unisex

1	Fleury Mylène	BTV Bern	74.170
2	Amrein Mia	STV Sursee	73.065
3	Schaffner Lea	TV Liestal	72.800
4	Werle Jana	TV Liestal	72.075
5	Roth Aline	BTV Bern	71.155
6	Dürrenberger Laila	TV Liestal	62.475
7	Azzarito Gloria	TV Liestal	62.005

U11 Boys

ohne ToF

1	Roux Axel	FSG Aigle-Alliance - CRT	81.200	57.100
2	Pelenk Can	TV Mettmenstetten - ZTV	80.990	57.100
3	Aschwanden Keiji	CRP Gym Vaud	74.550	54.400
4	Kadriu Robert	TV Liestal - NKL	74.875	53.600

U11 Girls

ohne ToF

1	Oliveira Carolina	TV Liestal - NKL	75.085	56.900
2	Rüfenacht Mari	TV Liestal - NKL	76.480	56.200
3	Jaccard Mia	TV Liestal - NKL	76.385	56.100
4	Nothstein Marlene	TV Liestal - NKL	79.425	55.300
5	Venturiere Viola	TV Liestal - NKL	72.070	54.500
6	Kirmser Milla	TV Liestal - NKL	70.835	53.800
7	Fischer Maylen	STV Möriken-Wildegg	75.185	53.500
8	Wyss Djela	TV Liestal - NKL	69.220	52.700
9	Lüthi Emily	TV Liestal	71.015	52.000
10	Azzarito Maila	TV Liestal	65.575	46.700

U13 Elite Boys

1	Keller Mika	TV Grenchen	82.385
2	Nilsen Liam	TV Liestal - NKL	81.170
3	Steck Noël	TV Liestal - NKL	78.950
4	Käser Dario	TV Grenchen	67.980
5	Büttner Matteo	TV Stäfa - ZTV	55.230
6	Stucki Floris	STV Winterthur - ZTV	36.560

U13 Elite Girls

1	Widmer Livia	TV Liestal - NKL	85.315
2	Mangold Mia	TV Liestal - NKL	82.450
3	Sulzer Luna	TV Grüningen - ZTV	77.815
4	Steffen Jade	Chêne Gymnastique Genève	57.060

U13 National Boys

1	Mösch Elishua	TV Grenchen	73.765
2	Eglinger Lias	STV Möriken-Wildegg	72.735
3	Bulk Fin	BTV Bern	72.555
4	Masson Tilan	FSG Actigym Ecublens	68.340
5	Lüdin Mirco	TV Liestal	60.035

U13 National Girls

1	Walker Eve	FSG Eaux-Vives	78.275
2	Welter Esra	BTV Bern	69.220
3	Aerni Yara	STV Möriken-Wildegg	68.500
4	Meletta Elisa	TV Grenchen	66.805
5	Broch Lou	STV Sursee	66.200
6	Ferrari Amira	TV Liestal	48.795
7	Seal Adénor	FSG Eaux-Vives	39.750

U15 Elite Boys

1	Mesce Léo	FSG Aigle-Alliance - CRT	91.895
2	Locher Elia	TV Liestal - NKL	91.410
3	Kämpfer Florian	TV Weisslingen - ZTV	44.110

U15 Elite Girls

1	Rüfenacht Sina	TV Liestal - NKL	87.680
---	----------------	------------------	--------

U15 National Boys

1	Saner Alex	TV Grenchen	79.730
2	Widmer Yohan	Chêne Gymnastique Genève	76.955
3	Pichilli Théo	Chêne Gymnastique Genève	73.825
4	Krummenacher Elio	STV Luzern	73.515
5	Kessler Simon	STV Luzern	73.345
6	Guckert Léonard	CRP Gym Vaud	70.705
7	Bossard Nando	STV Sursee	54.745
8	Flury Marius	TV Grenchen	49.625

U15 National Girls

1	Graf Sheryl	STV Möriken-Wildegg	77.795
2	Messmann Caroline	STV Möriken-Wildegg	76.820
3	Fleury Giulia	TV Grenchen	75.755
4	Méroz Elénie	STV Möriken-Wildegg	75.245
5	Hauenstein Luana	STV Möriken-Wildegg	74.860
6	Tran Kysha	STV Luzern	73.880
7	Andrade Gonçalves Mara	FSG Actigym Ecublens	73.245
8	Pereira Antunes Beatriz	FSG Actigym Ecublens	72.340
9	Gaspoz Larissa	CRP Gym Vaud	63.670

U17 National Boys

1	Graf Janis	STV Möriken-Wildegg	81.690
2	Bucher Ben	STV Luzern	80.355
3	Bryner Jan	STV Möriken-Wildegg	79.185
4	Graf Levin	STV Möriken-Wildegg	78.345
5	Baumgartner Cyrill	STV Luzern	76.890
6	Schwab Nicola	BTV Bern	71.505
7	Guckert Raphaël	CRP Gym Vaud	67.085
8	Sonderregger Nico	STV Möriken-Wildegg	52.675
9	Geissmann Dario	STV Möriken-Wildegg	47.095

U17 National Girls

1	Alvarez Perez de San Roman Naia	Chêne Gymnastique Genève	84.645
2	Burger Keilah	STV Möriken-Wildegg	82.995
3	Dalcher Alisha	TV Liestal	79.050
4	Vonlaufen Elin	STV Sursee	78.990
5	Buser Fiona	STV Möriken-Wildegg	76.995
6	Klemenz Laura	STV Möriken-Wildegg	74.860
7	Hildebrand Svenja	STV Sursee	74.838
8	Stirnimann Anja	STV Möriken-Wildegg	74.725

SWISSLOS
***Sportfonds des
Kantons Solothurn***