



### Team Results

Rank	Name	NOC Code																Total
			D E	A Total	Pen. Rk.	D E	A Total	Pen. Rk.	D E	A Total	Pen. Rk.	D E	A Total	Pen. Rk.	D E	A Total	Pen. Rk.	
1	<b>Israel</b>	ISR	<b>31.900</b>			<b>29.900</b>			<b>30.300</b>			<b>28.500</b>						<b>120.600</b>
	RONA Lian								12.9 8.450									<b>30.300</b>
	TAL FRANCO Alona		14.6 8.400						8.950 30.300 <b>1</b>									<b>31.900</b>
	MUNITS Michelle		8.900 31.900 <b>1</b>			13.2 8.300			8.400 29.900 <b>2</b>									<b>29.900</b>
	MUNITS Daniela											11.8 8.400			8.300 28.500 <b>2</b>			<b>28.500</b>
2	<b>Romania</b>	ROU	<b>30.950</b>			<b>28.050</b>			<b>29.000</b>			<b>29.050</b>						<b>117.050</b>
	DRAGAN Christina		14.1 8.300			12.3 8.000												<b>59.000</b>
	LICA Amalia		8.550 30.950 <b>2</b>			7.750 28.050 <b>8</b>			12.4 7.950			12.4 8.250						<b>58.050</b>
									8.650 29.000 <b>3</b>			8.400 29.050 <b>1</b>						
3	<b>Bulgaria</b>	BUL	<b>30.800</b>			<b>30.750</b>			<b>28.350</b>			<b>26.200</b>						<b>116.100</b>
	KRASNOBAEVA Elvira		13.4 8.500			13.7 8.450						10.5 7.950						<b>87.750</b>
	STOYANOVA Dara		8.900 30.800 <b>3</b>			8.600 30.750 <b>1</b>			12.2 8.100			7.750 26.200 <b>12</b>						<b>28.350</b>
									8.050 28.350 <b>6</b>									









### Team Results

Rank	Name	NOC Code																Total	
			D E	A Total	Pen. Rk.	D E	A Total	Pen. Rk.	D E	A Total	Pen. Rk.	D E	A Total	Pen. Rk.	D E	A Total	Pen. Rk.		
4	<b>Ukraine</b>	UKR	<b>29.950</b>			<b>27.850</b>			<b>28.600</b>			<b>27.800</b>						<b>114.200</b>	
	SHAMILOVA Uma								11.8 8.050									<b>28.600</b>	
	TSEMA Kateryna					11.3 7.950												<b>27.850</b>	
	ONOFRIICHUK Taisiia		13.2 8.000			8.600 27.850 9						11.2 8.250			8.350 27.800 4			<b>57.750</b>	
			8.750 29.950 5																
5	<b>Italy</b>	ITA	<b>29.400</b>			<b>27.200</b>			<b>28.800</b>			<b>28.300</b>						<b>113.700</b>	
	DRAGAS Tara		13.1 8.200									11.6 8.300						<b>57.700</b>	
	TAGLIETTI Alice		8.100 29.400 6						11.6 8.250 0.300 11.5 8.450			8.400 28.300 3						<b>56.000</b>	
						7.650 27.200 12 8.850 28.800 4													
6	<b>Germany</b>	GER	<b>28.550</b>			<b>29.100</b>			<b>27.550</b>			<b>26.900</b>						<b>112.100</b>	
	PUSCH Lada		12.1 7.950			12.6 8.100												<b>57.650</b>	
	SHATOKHIN Anna-Maria		8.500 28.550 9			8.400 29.100 3			11.3 7.850			10.8 8.050		8.400 27.550 9 8.050 26.900 8					<b>54.450</b>



## Team Results

Rank	Name	NOC Code																			Total
			D	A	Pen.	D	A	Pen.	D	A	Pen.	D	A	Pen.	D	A	Pen.	D	A	Pen.	
			E	Total	Rk.	E	Total	Rk.	E	Total	Rk.	E	Total	Rk.	E	Total	Rk.	E	Total	Rk.	
7	<b>Azerbaijan</b>	AZE	<b>28.750</b>			<b>28.150</b>			<b>28.050</b>			<b>27.000</b>						<b>111.950</b>			
	DAMIROVA Madina											10.1	8.400					<b>27.000</b>			
	MAMMADOVA Alina					11.3	8.500											<b>28.150</b>			
	GAFAROVA Kamila		12.5	7.750					11.9	7.650								<b>56.800</b>			
			8.500	28.750	<b>7</b>				8.500	28.050	<b>8</b>										
8	<b>Finland</b>	FIN	<b>28.600</b>			<b>28.700</b>			<b>28.250</b>			<b>24.350</b>						<b>109.900</b>			
	PIIROINEN Emmi		12.9	7.650		12.7	7.850		12.0	7.700								<b>85.550</b>			
			8.050	28.600	<b>8</b>	8.150	28.700	<b>4</b>	8.550	28.250	<b>7</b>										
	ROGOZHINA Anastasia											8.9	7.400					<b>24.350</b>			
												8.050	24.350	<b>16</b>							
9	<b>Spain</b>	ESP	<b>27.250</b>			<b>27.400</b>			<b>26.950</b>			<b>26.900</b>						<b>108.500</b>			
	CORTELLES Marina		11.2	8.000								10.9	7.900					<b>54.150</b>			
			8.050	27.250	<b>13</b>							8.100	26.900	<b>7</b>							
	CORREIA Victoria					12.0	7.700		12.1	7.400	0.300							<b>54.350</b>			
						7.700	27.400	<b>11</b>	7.750	26.950	<b>13</b>										



## Team Results

Rank	Name	NOC Code																Total
			D E	A Total	Pen. Rk.	D E	A Total	Pen. Rk.	D E	A Total	Pen. Rk.	D E	A Total	Pen. Rk.	D E	A Total	Pen. Rk.	
10	<b>Estonia</b>	EST	<b>27.250</b>			<b>26.500</b>			<b>27.100</b>			<b>26.600</b>						<b>107.450</b>
	KREITSMAN Ester		13.0	7.300	0.600	11.2	7.650											<b>53.750</b>
	VAHER Anette		7.550	27.250	<b>14</b>	7.650	26.500	<b>13</b>				11.1	7.650		10.6	7.750		<b>53.700</b>
									8.350	27.100	<b>11</b>	8.250	26.600	<b>9</b>				
11	<b>France</b>	FRA	<b>28.300</b>			<b>27.850</b>			<b>27.100</b>			<b>23.150</b>						<b>106.400</b>
	INEZE Chloe		12.3	7.500		11.9	7.700											<b>56.150</b>
	LOXTON-VERNATON Shana		8.500	28.300	<b>10</b>	8.250	27.850	<b>10</b>				9.3	7.300	0.600				<b>23.150</b>
												7.150	23.150	<b>23</b>				
	TRAN Margot								11.3	7.850	0.600							<b>27.100</b>
									8.550	27.100	<b>10</b>							
12	<b>Hungary</b>	HUN	<b>25.000</b>			<b>26.400</b>			<b>27.000</b>			<b>26.250</b>						<b>104.650</b>
	VOEROES Szonja								11.4	7.500		10.3	7.950					<b>53.250</b>
									8.100	27.000	<b>12</b>	8.000	26.250	<b>11</b>				
	GYULAI Eva Blanka		10.8	7.300	0.300	10.8	7.550											<b>51.400</b>
			7.200	25.000	<b>21</b>	8.050	26.400	<b>14</b>										



### Team Results

Rank	Name	NOC Code													Total
			D E	A Total	Pen. Rk.	D E	A Total	Pen. Rk.	D E	A Total	Pen. Rk.	D E	A Total	Pen. Rk.	
13	<b>Greece</b>	GRE	<b>24.550</b>			<b>28.300</b>			<b>25.450</b>			<b>24.900</b>			<b>103.200</b>
	GKIKOKA Eira Laoura		10.9	6.500								9.6	7.550		<b>49.450</b>
			7.150	24.550	<b>27</b>							7.750	24.900	<b>13</b>	
	SYGKOUNA Ourania					11.8	8.100		10.1	7.550					<b>53.750</b>
						8.400	28.300	<b>5</b>	7.800	25.450	<b>21</b>				
14	<b>Cyprus</b>	CYP	<b>25.950</b>			<b>24.200</b>			<b>26.500</b>			<b>26.400</b>			<b>103.050</b>
	ORPHANOU Evelina		10.4	7.550		9.2	7.450								<b>50.150</b>
			8.000	25.950	<b>16</b>	7.550	24.200	<b>20</b>							
	KHODAREVA Nika								11.0	7.400		10.3	8.000		<b>52.900</b>
									8.100	26.500	<b>16</b>	8.100	26.400	<b>10</b>	
15	<b>Latvia</b>	LAT	<b>28.000</b>			<b>24.150</b>			<b>26.850</b>			<b>23.650</b>			<b>102.650</b>
	ALANDARENKO Diana					8.5	7.600								<b>24.150</b>
						8.050	24.150	<b>21</b>							
	KALININA Marija								8.4	7.500					<b>23.650</b>
									7.750	23.650	<b>20</b>				
	TETERE Elizabete		12.3	7.500											<b>28.000</b>
			8.200	28.000	<b>11</b>										
	SILKOVA Alisa								11.3	7.400					<b>26.850</b>
									8.150	26.850	<b>14</b>				



### Team Results

Rank	Name	NOC Code																Total
			D E	A Total	Pen. Rk.	D E	A Total	Pen. Rk.	D E	A Total	Pen. Rk.	D E	A Total	Pen. Rk.	D E	A Total	Pen. Rk.	
16	<b>Turkey</b>	TUR	<b>27.450</b>			<b>25.500</b>			<b>25.550</b>			<b>23.000</b>						<b>101.500</b>
	OSKAY Deniz								9.8 7.500									<b>25.550</b>
	EMIR Hatice Gokce		11.2 7.750			9.3 7.900												<b>52.950</b>
	KILIC Defne Eylul		8.500 27.450 <b>12</b>			8.300 25.500 <b>16</b>						8.5 7.350			7.150 23.000 <b>24</b>			<b>23.000</b>
17	<b>Slovenia</b>	SLO	<b>24.600</b>			<b>25.800</b>			<b>26.600</b>			<b>23.950</b>						<b>100.950</b>
	POLAK Ela					10.5 7.700			7.600 25.800 <b>15</b>									<b>25.800</b>
	ZAJC Nika											8.6 7.600			7.750 23.950 <b>17</b>			<b>23.950</b>
	PUCNIK Asja								10.7 7.650			8.250 26.600 <b>15</b>						<b>26.600</b>
	PONIKVAR Alja		10.7 6.950			6.950 24.600 <b>26</b>												<b>24.600</b>



## Team Results

Rank	Name	NOC Code																Total
			D E	A Total	Pen. Rk.	D E	A Total	Pen. Rk.	D E	A Total	Pen. Rk.	D E	A Total	Pen. Rk.	D E	A Total	Pen. Rk.	
18	<b>Switzerland</b>	SUI	<b>26.250</b>			<b>23.850</b>			<b>26.000</b>			<b>23.700</b>						<b>99.800</b>
	CHIARIELLO Sophia Carlotta		11.0	7.250		8.000	26.250	15										<b>26.250</b>
	DEMIERRE Norah								10.5	7.450		8.8	7.250					<b>49.700</b>
	GRUENIGER Lauren					9.4	7.350		8.050	26.000	18	7.650	23.700	19				<b>23.850</b>
						7.100	23.850	24										
19	<b>Georgia</b>	GEO	<b>25.300</b>			<b>23.000</b>			<b>26.150</b>			<b>24.450</b>						<b>98.900</b>
	KAJAIA Mariami								10.8	7.250	0.050	9.4	7.050					<b>50.600</b>
	TOIDZE Liana		9.8	7.400		10.0	7.050	0.600	8.150	26.150	17	8.000	24.450	15				<b>48.300</b>
			8.100	25.300	18	6.550	23.000	30										
20	<b>Great Britain</b>	GBR	<b>24.600</b>			<b>22.750</b>			<b>25.650</b>			<b>23.850</b>						<b>96.850</b>
	TOMA Melissa					7.4	7.400		10.3	7.250		8.100	25.650	19				<b>48.400</b>
	ANDREEVA Elizaveta		10.0	6.950		7.650	24.600	25										<b>24.600</b>
	KALNINA Nicole								8.6	7.600		7.650	23.850	18				<b>23.850</b>



### Team Results

Rank	Name	NOC Code																Total
			D E	A Total	Pen. Rk.	D E	A Total	Pen. Rk.	D E	A Total	Pen. Rk.	D E	A Total	Pen. Rk.	D E	A Total	Pen. Rk.	
21	<b>Austria</b>	AUT	<b>25.850</b>			<b>23.150</b>			<b>23.750</b>			<b>23.600</b>			<b>96.350</b>			
	NICKONCHUK Maya					8.2	7.000										<b>23.150</b>	
	NEUMANN Julia		10.8	7.150								8.4	7.450				<b>49.450</b>	
	FABIANI Adriana		7.900	25.850	<b>17</b>							7.750	23.600	<b>21</b>			<b>23.750</b>	
						9.3	7.000					7.450	23.750	<b>27</b>				
22	<b>Lithuania</b>	LTU	<b>24.850</b>			<b>24.900</b>			<b>25.000</b>			<b>20.700</b>			<b>95.450</b>			
	TRICOLICI Milana		9.8	7.200		10.3	7.150										<b>49.750</b>	
	RAZOKAITE Skaiste		7.850	24.850	<b>22</b>	7.450	24.900	<b>17</b>				10.0	7.400		8.3	6.700	0.600	
												7.600	25.000	<b>22</b>	6.300	20.700	<b>32</b>	
23	<b>Norway</b>	NOR	<b>24.650</b>			<b>24.350</b>			<b>24.250</b>			<b>21.500</b>			<b>94.750</b>			
	MONCLAIR Olava											6.9	7.400				<b>21.500</b>	
	HAUG Hannah Charlotte Reusch		9.6	7.350								7.200	21.500	<b>28</b>			<b>24.650</b>	
	RICHTER Mathilde Ekrem		7.700	24.650	<b>24</b>							9.0	7.550		9.0	7.550		
						7.800	24.350	<b>19</b>	7.700	24.250	<b>25</b>						<b>48.600</b>	





### Team Results

Rank	Name	NOC Code													Total
			D E	A Total	Pen. Rk.	D E	A Total	Pen. Rk.	D E	A Total	Pen. Rk.	D E	A Total	Pen. Rk.	
24	<b>Belgium</b>	BEL	<b>24.050</b>			<b>23.950</b>			<b>23.400</b>			<b>23.200</b>			<b>94.600</b>
	VALEANU Beatrice		9.3	7.000											<b>70.650</b>
	FOVEL Camille					9.3	7.050								<b>23.950</b>
			7.750	24.050	<b>29</b>				7.250	23.400	<b>29</b>	6.900	23.200	<b>22</b>	
						7.600	23.950	<b>22</b>							
25	<b>Moldova</b>	MDA	<b>24.850</b>			<b>24.650</b>			<b>23.350</b>			<b>21.250</b>			<b>94.100</b>
	MOTRICALA Gloria		10.8	7.000		9.2	7.550								<b>49.500</b>
	SLIUSARENCO Daria								8.9	7.350		6.6	7.750		<b>44.600</b>
									7.100	23.350	<b>30</b>	6.900	21.250	<b>30</b>	
26	<b>Slovakia</b>	SVK	<b>24.400</b>			<b>23.250</b>			<b>24.450</b>			<b>21.550</b>			<b>93.650</b>
	MANOVA Liliana		9.6	7.150					9.4	6.950					<b>48.850</b>
	SARANOVA Tereza					8.4	7.200					6.9	7.000		<b>44.800</b>
						7.650	23.250	<b>28</b>				7.650	21.550	<b>27</b>	



### Team Results

Rank	Name	NOC Code													Total
			D E	A Total	Pen. Rk.	D E	A Total	Pen. Rk.	D E	A Total	Pen. Rk.	D E	A Total	Pen. Rk.	
27	<b>Czech Republic</b>	CZE	<b>23.550</b>			<b>23.650</b>			<b>22.850</b>			<b>20.800</b>			<b>90.850</b>
	VOBORILOVA Anna		8.6	7.350											<b>23.550</b>
	OSICKOVA Laura								7.2	6.950					<b>20.800</b>
	NOVAKOVA Nikola					8.4	7.550								<b>23.650</b>
	HUSOVSKA Natalia								8.2	7.150					<b>22.850</b>
									7.500	22.850	<b>31</b>				
28	<b>Portugal</b>	POR	<b>19.200</b>			<b>23.900</b>			<b>23.950</b>			<b>22.750</b>			<b>89.800</b>
	BAPTISTA Leonor								7.9	7.300					<b>22.750</b>
	HUZAK Oleksandra					8.7	7.600		9.7	7.200					<b>47.850</b>
	FREITAS Carolina		7.5	6.300	0.600										<b>19.200</b>
			6.000	19.200	<b>34</b>										



### Team Results

Rank	Name	NOC Code													Total
			D E	A Total	Pen. Rk.	D E	A Total	Pen. Rk.	D E	A Total	Pen. Rk.	D E	A Total	Pen. Rk.	
29	<b>Armenia</b>	ARM	<b>25.200</b>			<b>19.400</b>			<b>18.850</b>			<b>24.850</b>			<b>88.300</b>
	ASRIAN Milena											9.6	7.150		<b>24.850</b>
	BADALYAN Anna		10.3	7.100								8.100	24.850	<b>14</b>	<b>25.200</b>
	AVETISYAN Rima							6.0	6.400			6.450	18.850	<b>36</b>	<b>18.850</b>
	AVETISYAN Julieta					6.1	6.350					6.950	19.400	<b>35</b>	<b>19.400</b>
30	<b>San Marino</b>	SMR	<b>23.300</b>			<b>23.300</b>			<b>22.700</b>			<b>18.600</b>			<b>87.900</b>
	GIOVANNINI Annalisa					8.9	7.300					7.100	23.300	<b>27</b>	<b>23.300</b>
	ROSSI Camilla		8.7	7.050				8.2	7.000		6.2	6.650	0.600		<b>64.600</b>
			7.550	23.300	<b>31</b>			7.500	22.700	<b>32</b>	6.350	18.600	<b>34</b>		
31	<b>Croatia</b>	CRO	<b>20.400</b>			<b>23.500</b>			<b>22.600</b>			<b>18.150</b>			<b>84.650</b>
	BELEVIC Petra		7.2	6.950	0.600	8.9	6.900					6.850	20.400	<b>33</b>	<b>43.900</b>
	JANJIC Iva							7.9	7.150			7.550	22.600	<b>33</b>	<b>22.600</b>
	GAJSKAK Bianca Ema										4.9	6.800			<b>18.150</b>
											6.450	18.150	<b>35</b>		



### Team Results

Rank	Name	NOC Code																			Total
			D	A	Pen.	D	A	Pen.	D	A	Pen.	D	A	Pen.	D	A	Pen.	D	A	Pen.	
			E	Total	Rk.	E	Total	Rk.	E	Total	Rk.	E	Total	Rk.	E	Total	Rk.	E	Total	Rk.	
32	<b>Luxembourg</b>	LUX	<b>16.150</b>			<b>19.800</b>			<b>19.650</b>			<b>17.300</b>									<b>72.900</b>
	MEYSEMBOURG Elena								6.9 6.300			6.1 6.000 0.300									<b>36.950</b>
	MEYSEMBOURG Lilly		5.4 5.450			6.8 6.450			6.450 19.650 <b>34</b>			5.500 17.300 <b>36</b>									<b>35.950</b>
			5.300	16.150	<b>35</b>	6.550	19.800	<b>34</b>													
33	<b>Bosnia and Herzegovina</b>	BIH	<b>15.750</b>			<b>16.900</b>			<b>19.100</b>			<b>20.500</b>									<b>72.250</b>
	BENIC Iva								5.3 6.750			7.050 19.100 <b>35</b>									<b>19.100</b>
	HUSKANOVIC Esmā		4.2 5.950			5.600 15.750 <b>36</b>															<b>15.750</b>
	KOVACEVIC Nejra											7.1 6.400			7.000 20.500 <b>33</b>						<b>20.500</b>
	ZDRALOVIC Melika					4.5 6.050			6.350 16.900 <b>36</b>												<b>16.900</b>

<b>LEGEND</b>	Hoop	Ball	Clubs	Ribbon	5 Hoops	3 Ribbons, 2
	<b>E</b> Execution	<b>D</b> Difficulty	<b>Rk.</b> Ranking	<b>Pen</b> Penalty		



## Results By Apparatus

*100*

Rank	Name	NOC Code	E	A	D	Penalty	Total
1	LICA Amalia	ROU	8.400	8.250	12.4		<b>29.050 Q</b>
2	MUNITS Daniela	ISR	8.300	8.400	11.8		<b>28.500 Q</b>
3	DRAGAS Tara	ITA	8.400	8.300	11.6		<b>28.300 Q</b>
4	ONOFRIICHUK Taisiia	UKR	8.350	8.250	11.2		<b>27.800 Q</b>
5	LEWINSKA Liliana	POL	8.300	8.150	11.2		<b>27.650 Q</b>
6	DAMIROVA Madina	AZE	8.500	8.400	10.1		<b>27.000 Q</b>
7	CORTELLES Marina	ESP	8.100	7.900	10.9		<b>26.900 Q</b>
8	SHATOKHIN Anna-Maria	GER	8.050	8.050	10.8		<b>26.900 Q</b>
9	VAHER Anette	EST	8.250	7.750	10.6		<b>26.600 R1</b>
10	KHODAREVA Nika	CYP	8.100	8.000	10.3		<b>26.400 R2</b>
11	VOEROES Szonja	HUN	8.000	7.950	10.3		<b>26.250 R3</b>
12	KRASNOBAEVA Elvira	BUL	7.750	7.950	10.5		<b>26.200</b>
13	GKIKOKA Eira Laoura	GRE	7.750	7.550	9.6		<b>24.900</b>
14	ASRIIAN Milena	ARM	8.100	7.150	9.6		<b>24.850</b>
15	KAJAIA Mariami	GEO	8.000	7.050	9.4		<b>24.450</b>
16	ROGOZHINA Anastasia	FIN	8.050	7.400	8.9		<b>24.350</b>
17	ZAJC Nika	SLO	7.750	7.600	8.6		<b>23.950</b>
18	KALNINA Nicole	GBR	7.650	7.600	8.6		<b>23.850</b>
19	DEMIERRE Norah	SUI	7.650	7.250	8.8		<b>23.700</b>
20	KALININA Marija	LAT	7.750	7.500	8.4		<b>23.650</b>
21	NEUMANN Julia	AUT	7.750	7.450	8.4		<b>23.600</b>
22	VALEANU Beatrice	BEL	6.900	6.800	9.5		<b>23.200</b>
23	LOXTON-VERNATON Shana	FRA	7.150	7.300	9.3	-0.60	<b>23.150</b>
24	KILIC Defne Eylul	TUR	7.150	7.350	8.5		<b>23.000</b>
25	BAPTISTA Leonor	POR	7.550	7.300	7.9		<b>22.750</b>
26	TOSIC Masa	SRB	7.200	7.050	8.1		<b>22.350</b>
27	SARANOVA Tereza	SVK	7.650	7.000	6.9		<b>21.550</b>
28	MONCLAIR Olava	NOR	7.200	7.400	6.9		<b>21.500</b>
29	DRAGOVIC Nina	MNE	7.350	6.850	7.1		<b>21.300</b>



## Results By Apparatus

*RD*

Rank	Name	NOC Code	E	A	D	Penalty	Total
30	SLIUSARENCO Daria	MDA	6.900	7.750	6.6		<b>21.250</b>
31	OSICKOVA Laura	CZE	6.650	6.950	7.2		<b>20.800</b>
32	RAZOKAITE Skaiste	LTU	6.300	6.700	8.3	-0.60	<b>20.700</b>
33	KOVACEVIC Neja	BIH	7.000	6.400	7.1		<b>20.500</b>
34	ROSSI Camilla	SMR	6.350	6.650	6.2	-0.60	<b>18.600</b>
35	GAJSAK Bianca Ema	CRO	6.450	6.800	4.9		<b>18.150</b>
36	MEYSEMBOURG Elena	LUX	5.500	6.000	6.1	-0.30	<b>17.300</b>

**NOTE** The 8 highest ranked participants in the qualifying competition per apparatus will qualify for the apparatus finals. A maximum number of 2 participant(s) per National Federation are allowed in these finals. 3 reserve participant(s) will be nominated for each final.

**LEGEND** **D** Difficulty **E** Execution **A** Artistry **DNS** Did Not Start **DSQ** Disqualified **DQB** Unsportsmanlike Behavior  
*RD* Ribbon Exclamation sign (!) at Difficulty score informs that score was under inquiry.



## Results By Apparatus



Rank	Name	NOC Code	E	A	D	Penalty	Total
1	RONA Lian	ISR	8.950	8.450	12.9		<b>30.300 Q</b>
2	LEWINSKA Liliana	POL	8.750	8.500	12.4		<b>29.650 Q</b>
3	LICA Amalia	ROU	8.650	7.950	! 12.4		<b>29.000 Q</b>
4	TAGLIETTI Alice	ITA	8.850	8.450	11.5		<b>28.800 Q</b>
5	SHAMILOVA Uma	UKR	8.750	8.050	! 11.8		<b>28.600 Q</b>
6	STOYANOVA Dara	BUL	8.050	8.100	12.2		<b>28.350 Q</b>
7	PIIROINEN Emmi	FIN	8.550	7.700	12.0		<b>28.250 Q</b>
8	GAFAROVA Kamila	AZE	8.500	7.650	! 11.9		<b>28.050 Q</b>
9	SHATOKHIN Anna-Maria	GER	8.400	7.850	11.3		<b>27.550 R1</b>
10	TRAN Margot	FRA	8.550	7.850	11.3	-0.60	<b>27.100 R2</b>
11	VAHER Anette	EST	8.350	7.650	! 11.1		<b>27.100 R3</b>
12	VOEROES Szonja	HUN	8.100	7.500	11.4		<b>27.000</b>
13	CORREIA Victoria	ESP	7.750	7.400	12.1	-0.30	<b>26.950</b>
14	SILKOVA Alisa	LAT	8.150	7.400	11.3		<b>26.850</b>
15	PUCNIK Asja	SLO	8.250	7.650	10.7		<b>26.600</b>
16	KHODAREVA Nika	CYP	8.100	7.400	11.0		<b>26.500</b>
17	KAJAIA Mariami	GEO	8.150	7.250	10.8	-0.05	<b>26.150</b>
18	DEMIERRE Norah	SUI	8.050	7.450	10.5		<b>26.000</b>
19	TOMA Melissa	GBR	8.100	7.250	10.3		<b>25.650</b>
20	OSKAY Deniz	TUR	8.250	7.500	9.8		<b>25.550</b>
21	SYGKOUNA Ourania	GRE	7.800	7.550	10.1		<b>25.450</b>
22	RAZOKAITE Skaiste	LTU	7.600	7.400	10.0		<b>25.000</b>
23	MANOVA Liliana	SVK	8.100	6.950	9.4		<b>24.450</b>
24	TOSIC Masa	SRB	7.950	7.350	9.0		<b>24.300</b>
25	RICHTER Mathilde Ekrem	NOR	7.700	7.550	9.0		<b>24.250</b>
26	HUZAK Oleksandra	POR	7.050	7.200	9.7		<b>23.950</b>
27	FABIANI Adriana	AUT	7.450	7.000	9.3		<b>23.750</b>
28	DRAGOVIC Nina	MNE	7.400	6.900	9.2		<b>23.500</b>
29	VALEANU Beatrice	BEL	7.250	6.850	9.3		<b>23.400</b>




## Results By Apparatus



Rank	Name	NOC Code	E	A	D	Penalty	Total
30	SLIUSARENCO Daria	MDA	7.100	7.350	8.9		<b>23.350</b>
31	HUSOVSKA Natalia	CZE	7.500	7.150	8.2		<b>22.850</b>
32	ROSSI Camilla	SMR	7.500	7.000	8.2		<b>22.700</b>
33	JANJIC Iva	CRO	7.550	7.150	7.9		<b>22.600</b>
34	MEYSEMBOURG Elena	LUX	6.450	6.300	6.9		<b>19.650</b>
35	BENIC Iva	BIH	7.050	6.750	5.3		<b>19.100</b>
36	AVETISYAN Rima	ARM	6.450	6.400	6.0		<b>18.850</b>

**NOTE** The 8 highest ranked participants in the qualifying competition per apparatus will qualify for the apparatus finals. A maximum number of 2 participant(s) per National Federation are allowed in these finals. 3 reserve participant(s) will be nominated for each final. Exclamation sign (!) at Difficulty score informs that score was under inquiry.

**LEGEND** **D** Difficulty **E** Execution **A** Artistry **DNS** Did Not Start **DSQ** Disqualified **DQB** Unsportsmanlike Behavior  
 Clubs Exclamation sign (!) at Difficulty score informs that score was under inquiry.





## Results By Apparatus



Rank	Name	NOC Code	E	A	D	Penalty	Total
1	KRASNOBAEVA Elvira	BUL	8.600	8.450	! 13.7		<b>30.750 Q</b>
2	MUNITS Michelle	ISR	8.400	8.300	13.2		<b>29.900 Q</b>
3	PUSCH Lada	GER	8.400	8.100	12.6		<b>29.100 Q</b>
4	PIIROINEN Emmi	FIN	8.150	7.850	12.7		<b>28.700 Q</b>
5	SYGKOUNA Ourania	GRE	8.400	8.100	11.8		<b>28.300 Q</b>
6	LEWINSKA Liliana	POL	8.400	8.200	! 11.6		<b>28.200 Q</b>
7	MAMMADOVA Alina	AZE	8.350	8.500	11.3		<b>28.150 Q</b>
8	DRAGAN Christina	ROU	7.750	8.000	12.3		<b>28.050 Q</b>
9	TSEMA Kateryna	UKR	8.600	7.950	! 11.3		<b>27.850 R1</b>
10	INEZE Chloe	FRA	8.250	7.700	11.9		<b>27.850 R2</b>
11	CORREIA Victoria	ESP	7.700	7.700	12.0		<b>27.400 R3</b>
12	TAGLIETTI Alice	ITA	7.650	8.250	11.6	-0.30	<b>27.200</b>
13	KREITSMAN Ester	EST	7.650	7.650	11.2		<b>26.500</b>
14	GYULAI Eva Blanka	HUN	8.050	7.550	10.8		<b>26.400</b>
15	POLAK Ela	SLO	7.600	7.700	10.5		<b>25.800</b>
16	EMIR Hatice Gokce	TUR	8.300	7.900	9.3		<b>25.500</b>
17	TRICOLICI Milana	LTU	7.450	7.150	10.3		<b>24.900</b>
18	MOTRICALA Gloria	MDA	7.900	7.550	9.2		<b>24.650</b>
19	RICHTER Mathilde Ekrem	NOR	7.800	7.550	9.0		<b>24.350</b>
20	ORPHANOU Evelina	CYP	7.550	7.450	9.2		<b>24.200</b>
21	ALANDARENKO Diana	LAT	8.050	7.600	8.5		<b>24.150</b>
22	FOVEL Camille	BEL	7.600	7.050	9.3		<b>23.950</b>
23	HUZAK Oleksandra	POR	7.600	7.600	8.7		<b>23.900</b>
24	GRUENIGER Lauren	SUI	7.100	7.350	9.4		<b>23.850</b>
25	NOVAKOVA Nikola	CZE	7.700	7.550	8.4		<b>23.650</b>
26	BELEVIC Petra	CRO	7.700	6.900	8.9		<b>23.500</b>
27	GIOVANNINI Annalisa	SMR	7.100	7.300	8.9		<b>23.300</b>
28	SARANOVA Tereza	SVK	7.650	7.200	8.4		<b>23.250</b>
29	NICKONCHUK Maya	AUT	7.950	7.000	8.2		<b>23.150</b>





## Results By Apparatus



Rank	Name	NOC Code	E	A	D	Penalty	Total
1	TAL FRANCO Alona	ISR	8.900	8.400	14.6		<b>31.900 Q</b>
2	DRAGAN Christina	ROU	8.550	8.300	14.1		<b>30.950 Q</b>
3	KRASNOBAEVA Elvira	BUL	8.900	8.500	13.4		<b>30.800 Q</b>
4	LEWINSKA Liliana	POL	8.650	8.450	12.9		<b>30.000 Q</b>
5	ONOFRIICHUK Taisiia	UKR	8.750	8.000	13.2		<b>29.950 Q</b>
6	DRAGAS Tara	ITA	8.100	8.200	13.1		<b>29.400 Q</b>
7	GAFAROVA Kamila	AZE	8.500	7.750	12.5		<b>28.750 Q</b>
8	PIIROINEN Emmi	FIN	8.050	7.650	12.9		<b>28.600 Q</b>
9	PUSCH Lada	GER	8.500	7.950	12.1		<b>28.550 R1</b>
10	INEZE Chloe	FRA	8.500	7.500	12.3		<b>28.300 R2</b>
11	TETERE Elizabete	LAT	8.200	7.500	12.3		<b>28.000 R3</b>
12	EMIR Hatice Gokce	TUR	8.500	7.750	11.2		<b>27.450</b>
13	CORTELLES Marina	ESP	8.050	8.000	11.2		<b>27.250</b>
14	KREITSMAN Ester	EST	7.550	7.300	13.0	-0.60	<b>27.250</b>
15	CHIARIELLO Sophia Carlotta	SUI	8.000	7.250	11.0		<b>26.250</b>
16	ORPHANOU Evelina	CYP	8.000	7.550	10.4		<b>25.950</b>
17	NEUMANN Julia	AUT	7.900	7.150	10.8		<b>25.850</b>
18	TOIDZE Liana	GEO	8.100	7.400	9.8		<b>25.300</b>
19	TOSIC Masa	SRB	7.750	7.050	10.5		<b>25.300</b>
20	BADALYAN Anna	ARM	7.800	7.100	10.3		<b>25.200</b>
21	GYULAI Eva Blanka	HUN	7.200	7.300	10.8	-0.30	<b>25.000</b>
22	TRICOLICI Milana	LTU	7.850	7.200	9.8		<b>24.850</b>
23	MOTRICALA Gloria	MDA	7.050	7.000	10.8		<b>24.850</b>
24	HAUG Hannah Charlotte	NOR	7.700	7.350	9.6		<b>24.650</b>
25	ANDREEVA Elizaveta	GBR	7.650	6.950	10.0		<b>24.600</b>
26	PONIKVAR Alja	SLO	6.950	6.950	10.7		<b>24.600</b>
27	GKIKOKA Eira Laoura	GRE	7.150	6.500	10.9		<b>24.550</b>
28	MANOVA Liliana	SVK	7.650	7.150	9.6		<b>24.400</b>
29	VALEANU Beatrice	BEL	7.750	7.000	9.3		<b>24.050</b>




## Results By Apparatus



Rank	Name	NOC Code	E	A	D	Penalty	Total
30	VOBORILOVA Anna	CZE	7.600	7.350	8.6		<b>23.550</b>
31	ROSSI Camilla	SMR	7.550	7.050	8.7		<b>23.300</b>
32	DRAGOVIC Nina	MNE	6.900	6.750	8.7		<b>22.350</b>
33	BELEVIC Petra	CRO	6.850	6.950	7.2	-0.60	<b>20.400</b>
34	FREITAS Carolina	POR	6.000	6.300	7.5	-0.60	<b>19.200</b>
35	MEYSEMBOURG Lilly	LUX	5.300	5.450	5.4		<b>16.150</b>
36	HUSKANOVIC Esmá	BIH	5.600	5.950	4.2		<b>15.750</b>

**NOTE** The 8 highest ranked participants in the qualifying competition per apparatus will qualify for the apparatus finals. A maximum number of 2 participant(s) per National Federation are allowed in these finals. 3 reserve participant(s) will be nominated for each final.

**LEGEND** **D** Difficulty **E** Execution **A** Artistry **DNS** Did Not Start **DSQ** Disqualified **DQB** Unsportsmanlike Behavior  
 Hoop Exclamation sign (!) at Difficulty score informs that score was under inquiry.