













JUNIORS

Rg.	Name	Jahrg.							Total
1	Italy 		37.900 ³	36.550 ²	37.950 ¹	40.750 ²	36.650 ³	37.700 ¹	227.500
	Riccardo Ruggeri	2008	5.2 13.850	4.5 12.150	4.4 12.900	4.8 13.850	4.0 11.700	4.2 12.600	27.1 77.050
	Alessandro Salvati	2009	4.1 12.400	4.4 12.400	4.1 12.550	4.0 13.500	4.3 12.650	4.2 12.600	25.1 76.100
	Giacomo Capuzzo	2009	4.5 13.100	3.7 10.950	4.0 12.500	4.0 13.400	3.3 11.000	4.0 12.500	23.5 73.450
	Riccardo Pelizzaro	2009	4.1 10.250	3.3 10.350	2.8 10.600	4.0 13.400	3.7 12.300	3.5 11.650	21.4 68.550
	Davide Scalvini	2010	4.1 10.950	3.8 12.000	3.6 11.750	2.8 10.250	3.5 12.200	2.9 11.300	20.7 68.450
2	Netherlands 		38.350 ¹	36.600 ¹	35.700 ²	39.400 ⁴	36.900 ¹	36.800 ²	223.750
	Nino Reyer del Prado	2009	4.3 12.800	4.3 12.300	3.9 11.950	4.0 13.150	4.0 12.450	2.9 11.500	23.4 74.150
	Steijn Laschewski	2008	4.3 12.350	4.0 11.900	3.5 11.250	4.0 13.200	4.0 12.400	4.0 12.300	23.8 73.400
	Jayden Paton	2008	4.4 12.500	4.0 11.250	4.2 12.500	4.8 12.750	3.9 11.100	4.3 12.050	25.6 72.150
	Dani Scheper	2010	4.4 13.050		2.9 11.100	4.0 12.750	3.1 12.050	3.4 11.800	17.8 60.750
	Sami Soleban	2008	4.4 13.050	4.9 12.400		4.8 13.500		4.2 12.450	18.3 51.400
3	Switzerland 		38.050 ²	35.900 ⁴	35.700 ²	40.950 ¹	36.850 ²	35.050 ³	222.500
	Levin Sager	2010	4.0 12.600	3.8 12.100	3.9 11.900	4.0 13.500	3.8 12.150	3.7 11.700	23.2 73.950
	Michael Buckley	2009	4.4 13.150	4.8 11.650	4.1 11.500	4.8 13.550	4.3 12.500	3.7 11.500	26.1 73.850
	Ben Wolfer	2009	4.1 12.700	3.5 11.600	4.2 12.300	4.0 13.000	4.0 12.200	3.7 11.850	23.5 73.650
	Davide Krättli	2010	4.1 12.300	4.5 12.150	3.3 11.100	4.0 12.800	3.7 11.500	3.7 11.100	23.3 70.950
	Enyo Widmaier	2009	4.1 12.100			4.8 13.900	3.4 11.750	3.4 11.500	15.7 49.250
4	Belgium 		36.150 ⁴	36.300 ³	34.800 ⁴	40.400 ³	35.950 ⁴	34.900 ⁴	218.500
	Noé Strypstein	2008	3.9 12.400	4.4 12.200	4.1 11.150	4.0 13.050	3.6 11.250	4.1 12.200	24.1 72.250
	Yarne Eylenbosch	2008	4.0 11.100	3.6 11.300	3.5 11.650	4.0 13.000	4.0 12.250	3.7 10.300	22.8 69.600
	Arnaud Vanassche	2008		3.8 12.400	3.3 11.500	4.0 13.300	4.0 11.450	2.9 11.100	18.0 59.750
	Arthur Olyslaegers	2009	4.4 10.050	3.9 11.700		4.8 13.800	4.0 12.250	3.8 11.600	20.9 59.400
	Ilian Desmet	2009	4.0 12.650		3.3 11.650	4.8 14.050			12.1 38.350

JUNIORS

Rg.	Name	Jahrg.	Mannschaft								Total
1	Riccardo Ruggeri	2008	ITA	5.2 13.850 1	4.5 12.150 6	4.4 12.900 1	4.8 13.850 3	4.0 11.700 13	4.2 12.600 1	27.1	77.050
2	Alessandro Salvati	2009	ITA	4.1 12.400 11	4.4 12.400 1	4.1 12.550 2	4.0 13.500 6	4.3 12.650 1	4.2 12.600 1	25.1	76.100
3	Nino Reyero del Prado	2009	NED	4.3 12.800 6	4.3 12.300 4	3.9 11.950 6	4.0 13.150 13	4.0 12.450 3	2.9 11.500 13	23.4	74.150
4	Levin Sager	2010	SUI	4.0 12.600 9	3.8 12.100 8	3.9 11.900 7	4.0 13.500 6	3.8 12.150 10	3.7 11.700 10	23.2	73.950
5	Michael Buckley	2009	SUI	4.4 13.150 2	4.8 11.650 12	4.1 11.500 11	4.8 13.550 5	4.3 12.500 2	3.7 11.500 13	26.1	73.850
6	Ben Wolfer	2009	SUI	4.1 12.700 7	3.5 11.600 13	4.2 12.300 5	4.0 13.000 15	4.0 12.200 8	3.7 11.850 8	23.5	73.650
7	Giacomo Capuzzo	2009	ITA	4.5 13.100 3	3.7 10.950 16	4.0 12.500 3	4.0 13.400 9	3.3 11.000 18	4.0 12.500 3	23.5	73.450
8	Steijn Laschewski	2008	NED	4.3 12.350 13	4.0 11.900 10	3.5 11.250 13	4.0 13.200 12	4.0 12.400 4	4.0 12.300 5	23.8	73.400
9	Noé Strypstein	2008	BEL	3.9 12.400 11	4.4 12.200 5	4.1 11.150 14	4.0 13.050 14	3.6 11.250 16	4.1 12.200 6	24.1	72.250
10	Jayden Paton	2008	NED	4.4 12.500 10	4.0 11.250 15	4.2 12.500 3	4.8 12.750 18	3.9 11.100 17	4.3 12.050 7	25.6	72.150
11	Davide Krättli	2010	SUI	4.1 12.300 14	4.5 12.150 6	3.3 11.100 15	4.0 12.800 17	3.7 11.500 14	3.7 11.100 17	23.3	70.950
12	Yarne Eylenbosch	2008	BEL	4.0 11.100 16	3.6 11.300 14	3.5 11.650 9	4.0 13.000 15	4.0 12.250 6	3.7 10.300 19	22.8	69.600
13	Riccardo Pelizzaro	2009	ITA	4.1 10.250 18	3.3 10.350 17	2.8 10.600 17	4.0 13.400 9	3.7 12.300 5	3.5 11.650 11	21.4	68.550
14	Davide Scalvini	2010	ITA	4.1 10.950 17	3.8 12.000 9	3.6 11.750 8	2.8 10.250 20	3.5 12.200 8	2.9 11.300 16	20.7	68.450
15	Dani Scheper	2010	NED	4.4 13.050 4		2.9 11.100 15	4.0 12.750 18	3.1 12.050 11	3.4 11.800 9	17.8	60.750
16	Arnaud Vanassche	2008	BEL		3.8 12.400 1	3.3 11.500 11	4.0 13.300 11	4.0 11.450 15	2.9 11.100 17	18.0	59.750
17	Arthur Olyslaegers	2009	BEL	4.4 10.050 19	3.9 11.700 11		4.8 13.800 4	4.0 12.250 6	3.8 11.600 12	20.9	59.400
18	Sami Soleban	2008	NED	4.4 13.050 4	4.9 12.400 1		4.8 13.500 6		4.2 12.450 4	18.3	51.400
19	Enyo Widmaier	2009	SUI	4.1 12.100 15			4.8 13.900 2	3.4 11.750 12	3.4 11.500 13	15.7	49.250
20	Ilian Desmet	2009	BEL	4.0 12.650 8		3.3 11.650 9	4.8 14.050 1			12.1	38.350