















## Team Results

Rank	Name	NOC Code													SJ Pen	Total						
			D	Total Rk.	D	Total Rk.	D	Total Rk.	D	Total Rk.	D	Total Rk.	D	Total Rk.								
			E	Pen.	E	Pen.	E	Pen.	E	Pen.	E	Pen.	E	Pen.								
1	<b>Italy</b>	ITA	<b>40.965</b>		<b>41.265</b>		<b>41.599</b>		<b>42.899</b>		<b>42.832</b>		<b>39.966</b>			<b>249.526</b>						
	ABBADINI Yumin		5.5	13.966	11	5.7	14.266	6	4.7	13.500	26					<b>41.732</b>						
	CASALI Lorenzo Minh		8.466			8.566		8.800														
	LEVANTESI Matteo		5.5	13.633	22			5.1	13.466	29	5.2	14.466	10	5.6	14.133	14	5.3	13.400	11		<b>69.098</b>	
	MACCHIATI Mario		8.433	0.300				8.366			9.266		8.533		8.100							
	LODADIO Marco					4.8	12.866	51					6.2	14.733	3	5.4	13.400	12			<b>40.999</b>	
	MACCHIATI Mario					8.066						8.533		8.000								
	LODADIO Marco							6.3	14.633	7	5.2	14.233	26								<b>28.866</b>	
	MACCHIATI Mario							8.333			9.033											
	MACCHIATI Mario		5.5	13.366	46	5.5	14.133	9			5.2	14.200	30	5.8	13.966	21	4.9	13.166	25		<b>68.831</b>	
	MACCHIATI Mario		8.166	0.300		8.633					9.100	0.100	8.166		8.266							
2	<b>Türkiye</b>	TUR	<b>40.832</b>		<b>39.233</b>		<b>42.666</b>		<b>43.199</b>		<b>42.633</b>		<b>39.699</b>			<b>248.262</b>						
	ASIL Adem		5.8	13.766	16	5.1	12.700	59	6.3	15.033	1	6.0	14.966	3	5.6	14.000	17	4.7	13.200	21		<b>83.665</b>
	ARICAN Ferhat		8.066	0.100		7.600		8.733				9.066	0.100	8.400		8.500						
	ONDER Ahmet					5.8	13.800	12				5.2	14.033	38	6.5	15.100	1					<b>42.933</b>
	ONDER Ahmet					8.000						8.933	0.100	8.600								
	KOSAK Mehmet Ayberk		5.4	13.600	26							5.2	14.200	31			5.6	13.266	16			<b>41.066</b>
	SENER Kerem		8.300	0.100							9.000				7.666							
	SENER Kerem		5.5	13.466	38	4.6	12.733	58	6.0	14.200	10											<b>40.399</b>
	SENER Kerem		8.066	0.100		8.133		8.200														
	SENER Kerem								5.2	13.433	34			5.5	13.533	37	4.8	13.233	17			<b>40.199</b>
	SENER Kerem								8.233				8.333	0.300	8.433							









### Team Results

Rank	Name	NOC Code													SJ Pen	Total
			D E	Total Rk. Pen.	D E	Total Rk. Pen.	D E	Total Rk. Pen.	D E	Total Rk. Pen.	D E	Total Rk. Pen.	D E	Total Rk. Pen.		
3	<b>Great Britain</b>	GBR	<b>41.699</b>		<b>40.132</b>		<b>41.166</b>		<b>43.332</b>		<b>40.866</b>		<b>39.766</b>			<b>246.961</b>
	JARMAN Jake		6.5 7.433	13.833 0.100	13 6.0	13.633 7.633	15 4.7	13.233 8.533	46 6.0	14.766 8.766	4 5.9	14.400 8.500	8 4.8	13.233 8.433		<b>83.098</b>
	TULLOCH Courtney						6.2 8.533	14.733 3			5.6 7.733	13.333 47				<b>28.066</b>
	WHITEHOUSE Luke		6.5 7.700	14.100 0.100	7 4.6	12.966 8.366	43									<b>27.066</b>
	TOBIN Adam						5.0 8.200	13.200 50	5.2 9.266	14.466 10			5.2 8.000	13.200 23		<b>40.866</b>
	NATHAN Joshua		5.8 7.966	13.766 7.933	18 5.6	13.533 7.933	19		5.2 8.900	14.100 36	5.5 7.633	13.133 57	5.1 8.233	13.333 15		<b>67.865</b>
4	<b>Switzerland</b>	SUI	<b>42.033</b>		<b>40.132</b>		<b>40.099</b>		<b>41.699</b>		<b>43.400</b>		<b>38.966</b>			<b>246.329</b>
	SEIFERT Noe		5.7 8.600	14.300 8.066	3 4.9	12.966 8.066	44		4.8 9.133	13.933 46	6.3 8.400	14.700 4	5.5 7.100	12.600 63		<b>68.499</b>
	LANGENEGGER Florian		5.6 8.200	13.700 0.100	20 5.2	13.466 8.266	21 4.6	13.266 8.666	43 5.2	14.033 8.933	38 0.100		4.5 8.500	13.000 32		<b>67.465</b>
	YUSOF Eddy					5.3 8.400	13.700 13	5.6 8.233	13.833 16		5.9 8.500	14.400 8				<b>41.933</b>
	SERHANI Taha								4.8 8.933	13.733 64	5.6 8.700	14.300 10				<b>28.033</b>
	KRATTER Moreno		5.8 8.233	14.033 9				4.5 8.500	13.000 65				5.7 7.666	13.366 14		<b>40.399</b>









### Team Results

Rank	Name	NOC Code													SJ Pen	Total
			D	Total Rk.	D	Total Rk.	D	Total Rk.	D	Total Rk.	D	Total Rk.	D	Total Rk.		
			E	Pen.	E	Pen.	E	Pen.	E	Pen.	E	Pen.	E	Pen.		
5	<b>Germany</b>	GER	<b>40.033</b>		<b>40.466</b>		<b>40.232</b>		<b>42.432</b>		<b>42.200</b>		<b>39.166</b>			<b>244.529</b>
	DUNKEL Nils		5.3	13.000 <b>67</b>	6.0	13.600 <b>16</b>	5.3	13.333 <b>41</b>			5.7	14.000 <b>18</b>	4.9	12.800 <b>51</b>		<b>66.733</b>
			7.700		7.600		8.033				8.300		7.900			
	TOBA Andreas				5.6	13.200 <b>32</b>	5.5	13.633 <b>23</b>	5.2	14.000 <b>42</b>			5.7	13.166 <b>28</b>		<b>53.999</b>
					7.600		8.133		8.900	0.100			7.466			
	KLESSING Nick						5.4	13.266 <b>45</b>	5.2	14.266 <b>23</b>						<b>27.532</b>
							7.866		9.066							
	KOCHAN Lucas		5.6	13.433 <b>40</b>					4.8	14.166 <b>33</b>	5.5	14.000 <b>16</b>				<b>41.599</b>
			7.833						9.366		8.500					
	BRENDEL Pascal		5.5	13.600 <b>27</b>	5.6	13.666 <b>14</b>					5.7	14.200 <b>12</b>	5.0	13.200 <b>22</b>		<b>54.666</b>
			8.100		8.066						8.500		8.200			
6	<b>Spain</b>	ESP	<b>40.065</b>		<b>39.433</b>		<b>41.232</b>		<b>42.100</b>		<b>41.400</b>		<b>39.399</b>			<b>243.629</b>
	ABAD Nestor				5.0	13.233 <b>28</b>	5.3	13.766 <b>17</b>	4.8	13.700 <b>69</b>	5.8	13.900 <b>23</b>	5.3	13.733 <b>5</b>		<b>68.332</b>
					8.233		8.466		9.000	0.100	8.100		8.433			
	DIALLO Thierno		5.6	13.566 <b>29</b>	5.6	13.200 <b>32</b>			4.8	13.800 <b>59</b>	6.4	14.700 <b>5</b>	5.2	13.000 <b>36</b>		<b>68.266</b>
			7.966		7.600				9.000		8.300		7.800			
	CARRION CARO Daniel		5.2	13.666 <b>21</b>												<b>13.666</b>
			8.466													
	VERA Adria				5.0	13.000 <b>42</b>	4.7	13.333 <b>39</b>			4.8	12.800 <b>72</b>	5.0	12.666 <b>57</b>		<b>51.799</b>
					8.000		8.633				8.000		7.666			
	ZAPATA Rayderley		5.6	12.833 <b>79</b>			5.5	14.133 <b>11</b>	5.6	14.600 <b>6</b>						<b>41.566</b>
			7.233				8.633		9.000							









## Team Results

Rank	Name	NOC Code													SJ Pen	Total
			D	Total Rk.	D	Total Rk.	D	Total Rk.	D	Total Rk.	D	Total Rk.	D	Total Rk.		
			E	Pen.	E	Pen.	E	Pen.	E	Pen.	E	Pen.	E	Pen.		
<b>7</b>	<b>France</b>	<b>FRA</b>	<b>41.299</b>		<b>36.833</b>		<b>40.532</b>		<b>42.333</b>		<b>42.700</b>		<b>39.632</b>			<b>243.329</b>
	ZONA Jim		5.3	13.433 <b>39</b>	4.9	13.133 <b>36</b>	4.7	13.200 <b>49</b>	4.8	13.900 <b>48</b>			5.3	13.133 <b>29</b>		<b>66.799</b>
			8.233	0.100	8.233		8.500		9.100				7.833			
	SALADINO Leo				4.0	11.400 <b>106</b>			5.6	14.433 <b>15</b>	5.7	14.100 <b>15</b>				<b>39.933</b>
					7.400				8.933	0.100	8.400					
	PHILIPPE Mathias		5.4	13.766 <b>14</b>			5.5	13.866 <b>15</b>			6.1	14.200 <b>13</b>	5.6	13.366 <b>13</b>		<b>55.198</b>
			8.466	0.100			8.366				8.100		7.766			
	DESANGES Lucas		5.7	14.100 <b>6</b>	5.1	12.300 <b>74</b>			4.8	14.000 <b>41</b>			5.3	13.133 <b>29</b>		<b>53.533</b>
			8.400		7.200				9.200				7.833			
	BERNARD Cameron-Lie						5.2	13.466 <b>30</b>			5.8	14.400 <b>7</b>				<b>27.866</b>
							8.266				8.600					
<b>8</b>	<b>Belgium</b>	<b>BEL</b>	<b>40.133</b>		<b>40.232</b>		<b>39.466</b>		<b>42.732</b>		<b>41.399</b>		<b>39.166</b>			<b>243.128</b>
	KUAVITA Noah								5.2	14.433 <b>13</b>	5.4	13.800 <b>26</b>				<b>28.233</b>
									9.233		8.400					
	VAN DEN KEYBUS Luka		5.5	13.633 <b>23</b>			4.3	13.000 <b>63</b>			5.0	13.633 <b>31</b>	5.4	12.800 <b>52</b>		<b>53.066</b>
			8.133				8.700				8.633		7.400			
	GENTGES Maxime		5.0	13.000 <b>65</b>	6.2	14.166 <b>8</b>					5.5	13.966 <b>19</b>	5.5	13.500 <b>9</b>		<b>54.632</b>
			8.000		7.966						8.466		8.000			
	MARTINEZ Victor				4.3	12.866 <b>50</b>	5.0	13.300 <b>42</b>	5.2	14.466 <b>10</b>			4.6	12.866 <b>42</b>		<b>53.498</b>
					8.566		8.300		9.266				8.266			
	ONOSHIMA Takumi		5.7	13.500 <b>33</b>	4.9	13.200 <b>29</b>	4.5	13.166 <b>51</b>	4.8	13.833 <b>54</b>						<b>53.699</b>
			8.100	0.300	8.300		8.666		9.033							









### Team Results

Rank	Name	NOC Code													SJ Pen	Total					
			D	Total Rk.	D	Total Rk.	D	Total Rk.	D	Total Rk.	D	Total Rk.	D	Total Rk.							
			E	Pen.	E	Pen.	E	Pen.	E	Pen.	E	Pen.	E	Pen.							
9	<b>Ukraine</b>	UKR	<b>39.298</b>		<b>40.533</b>		<b>41.566</b>		<b>42.566</b>		<b>39.266</b>		<b>38.866</b>			<b>242.095</b>					
	KOVTUN Illia		6.1	14.066	8	6.0	14.400	4	5.3	13.733	19	5.2	14.333	19	6.3	14.900	2	5.7	14.000	2	<b>85.432</b>
	RADIVILOV Igor		7.966			8.400			8.433			9.133			8.600			8.300			<b>28.833</b>
	STELMAKH Radomyr		5.5	12.466	97	5.7	12.800	57						5.4	12.500	88	5.2	13.233	20		<b>50.999</b>
	KOLODII Pantely		6.966			7.100						7.100			8.033						<b>26.299</b>
	MELNYKOV Mykyta		4.9	12.766	80				5.0	13.533	24										<b>50.532</b>
			8.266	0.400					8.533												
						5.7	13.333	26				4.8	13.700	71	5.7	11.866	105	5.3	11.633	103	
						7.633						8.900			6.166			6.333			
10	<b>Hungary</b>	HUN	<b>40.065</b>		<b>38.099</b>		<b>39.799</b>		<b>42.100</b>		<b>40.499</b>		<b>40.732</b>			<b>241.294</b>					
	MESZAROS Krisztofer		6.1	13.733	19	4.8	12.900	48	4.7	13.333	39	4.8	14.200	29	6.2	13.833	25	5.6	13.700	7	<b>81.699</b>
	BALAZS Krisztian		7.933	0.300		8.100			8.633			9.400			7.633			8.100			<b>65.465</b>
	BATORI Szabolcs		5.2	12.566	89	4.9	12.633	62	4.6	13.200	48			5.9	13.200	53	5.5	13.866	4		<b>13.600</b>
	MOLNAR Botond		7.466	0.100		7.733			8.600					7.300			8.366				<b>54.098</b>
	KISS Balazs											4.8	13.600	84							<b>26.432</b>
												8.800									
			5.6	13.766	15	4.7	12.566	65				5.2	14.300	21	5.1	13.466	42				
			8.166			7.866						9.100			8.366						
									5.1	13.266	44							5.1	13.166	27	
									8.166									8.066			









### Team Results

Rank	Name	NOC Code													SJ Pen	Total
			D	Total Rk.	D	Total Rk.	D	Total Rk.	D	Total Rk.	D	Total Rk.	D	Total Rk.		
			E	Pen.	E	Pen.	E	Pen.	E	Pen.	E	Pen.	E	Pen.		
11	<b>Romania</b>	ROU	<b>39.199</b>		<b>38.932</b>		<b>40.266</b>		<b>42.966</b>		<b>42.199</b>		<b>37.566</b>			<b>241.128</b>
	BURTANETE Gabriel		5.6	13.366	4.4	12.833	5.1	13.666	5.6	14.600	5.0	13.933	4.1	12.100		<b>80.498</b>
	BURTANETE Robert		7.766		8.433		8.566		9.100	0.100	8.933		8.000		<b>65.332</b>	
	MUNTEAN Andrei Vasile		5.4	12.300	4.7	12.666	4.3	12.700	5.2	14.033	4.9	13.633				<b>69.199</b>
	MARC Razvan-Denis		7.000	0.100	7.966		8.400		8.833		8.733				<b>0.000</b>	
	TARCA Nicholas		5.3	13.533			5.3	13.900	5.2	14.333	5.9	14.633	4.4	12.800		<b>26.099</b>
			8.233				8.600		9.133		8.733		8.400			
					5.4	13.433						4.5	12.666			
					8.033							8.166				
12	<b>Netherlands</b>	NED	<b>39.132</b>		<b>40.166</b>		<b>39.932</b>		<b>42.466</b>		<b>40.099</b>		<b>38.800</b>			<b>240.595</b>
	DE MUNCK Loran				6.5	14.666	4.6	13.100		5.6	13.966				<b>41.732</b>	
	GRUENBERG Jermain				8.166		8.500				8.366				<b>38.099</b>	
	SCHMIDT Casimir						4.2	12.766		5.1	12.333	5.0	13.000		<b>81.932</b>	
	HUERNINK Luuk						8.566			7.233		8.000		<b>39.266</b>		
	RAMSAHAI Yazz		5.6	13.400	5.8	13.200	5.5	14.066	5.2	14.266	5.5	13.800	5.2	13.200		<b>39.566</b>
			7.900	0.100	7.400		8.566		9.066		8.300		8.000			
			5.3	12.866					4.8	13.800		4.6	12.600			
			7.566						9.000			8.000				
			4.8	12.866	5.1	12.300			5.2	14.400						
			8.066		7.200				9.200							









### Team Results

Rank	Name	NOC Code													SJ Pen	Total
			D	Total Rk.	D	Total Rk.	D	Total Rk.	D	Total Rk.	D	Total Rk.	D	Total Rk.		
			E	Pen.	E	Pen.	E	Pen.	E	Pen.	E	Pen.	E	Pen.		
13	<b>Israel</b>	ISR	<b>39.132</b>		<b>39.532</b>		<b>39.965</b>		<b>41.799</b>		<b>40.465</b>		<b>38.966</b>			<b>239.859</b>
	DOLGOPYAT Artem		6.1	14.366 <b>2</b>	5.8	13.066 <b>40</b>	4.5	13.166 <b>51</b>	4.8	13.766 <b>62</b>	5.3	13.333 <b>45</b>	4.7	12.833 <b>48</b>		<b>80.530</b>
			8.266		7.266		8.666		9.066	0.100	8.333	0.300	8.133			
	LIUBIMOV Ilia		5.0	12.233 <b>105</b>	5.3	13.333 <b>25</b>	4.2	13.066 <b>59</b>	4.8	13.800 <b>58</b>			4.8	13.233 <b>17</b>		<b>65.665</b>
			7.233		8.033		8.866		9.100	0.100			8.433			
	MYAKININ Alexander				5.7	13.133 <b>38</b>										<b>13.133</b>
					7.433											
	ZEIDEL Uri		5.0	12.533 <b>92</b>							5.0	13.666 <b>29</b>	4.4	12.900 <b>37</b>		<b>39.099</b>
			7.733	0.200							8.666		8.500			
	GULIDOV Pavel						5.5	13.733 <b>20</b>	5.2	14.233 <b>26</b>	5.0	13.466 <b>41</b>				<b>41.432</b>
							8.233		9.033		8.466					
14	<b>Finland</b>	FIN	<b>40.399</b>		<b>38.966</b>		<b>39.766</b>		<b>41.199</b>		<b>40.099</b>		<b>38.600</b>			<b>239.029</b>
	KOSKI Elias		5.4	13.566 <b>28</b>	5.1	13.500 <b>20</b>	4.9	13.433 <b>33</b>	4.8	13.833 <b>54</b>	5.5	13.533 <b>38</b>	5.0	13.000 <b>34</b>		<b>80.865</b>
			8.266	0.100	8.400		8.533		9.033		8.033		8.000			
	KIRMES Oskar				5.3	13.133 <b>37</b>	4.7	13.233 <b>46</b>	4.8	13.466 <b>87</b>	5.0	13.300 <b>48</b>	4.6	12.900 <b>38</b>		<b>66.032</b>
					7.833		8.533		8.766	0.100	8.300		8.300			
	KANERVA Tarmo		5.1	13.300 <b>49</b>	4.4	12.333 <b>73</b>	4.3	13.100 <b>56</b>								<b>38.733</b>
			8.200		7.933		8.800									
	KIRMES Robert		5.6	13.533 <b>32</b>					4.8	13.900 <b>48</b>	5.1	13.266 <b>49</b>	4.9	12.700 <b>55</b>		<b>53.399</b>
			8.133	0.200					9.100		8.166		7.800			
	KARSIKAS Akseli															<b>0.000</b>









### Team Results

Rank	Name	NOC Code													SJ Pen	Total
			D	Total Rk.	D	Total Rk.	D	Total Rk.	D	Total Rk.	D	Total Rk.	D	Total Rk.		
			E	Pen.	E	Pen.	E	Pen.	E	Pen.	E	Pen.	E	Pen.		
15	<b>Cyprus</b>	CYP	<b>40.766</b>		<b>35.733</b>		<b>40.598</b>		<b>42.499</b>		<b>38.632</b>		<b>38.132</b>			<b>236.360</b>
	ANGONAS Georgios						4.2	12.666 <b>88</b>	4.8	14.033 <b>37</b>	4.8	12.966 <b>64</b>	4.8	12.433 <b>70</b>		<b>52.098</b>
	GEORGIUO Ilias		5.0	13.133 <b>58</b>	4.7	11.633 <b>100</b>	4.7	13.466 <b>28</b>	4.8	14.100 <b>35</b>	5.2	12.733 <b>80</b>	5.3	12.833 <b>49</b>		<b>77.898</b>
	PILAKOURIS Sokratis		8.233	0.100	6.933		8.766		9.300		7.533		7.533			<b>14.466</b>
	KYRIAKOU Neofytos						5.9	14.466 <b>8</b>								<b>53.232</b>
	CHARI Michalis						8.566		5.2	14.366 <b>18</b>			4.9	12.866 <b>44</b>		<b>38.666</b>
			5.3	14.000 <b>10</b>	4.1	12.000 <b>83</b>			9.166				7.966			
			5.7	13.633 <b>24</b>	3.6	12.100 <b>79</b>					4.2	12.933 <b>66</b>				
			7.933		8.500						8.733					
16	<b>Norway</b>	NOR	<b>39.965</b>		<b>34.565</b>		<b>39.366</b>		<b>42.733</b>		<b>40.598</b>		<b>38.966</b>			<b>236.193</b>
	HEGGENSNES Sofus		5.1	13.166 <b>54</b>	4.8	10.833 <b>117</b>	4.6	13.033 <b>62</b>	5.2	14.500 <b>8</b>	5.2	13.566 <b>33</b>	5.3	13.500 <b>8</b>		<b>78.598</b>
	KARLSEN Jacob		8.066		6.033		8.433		9.300		8.366		8.200			<b>40.499</b>
	WIBYE Harald		4.5	13.033 <b>64</b>			5.5	13.533 <b>25</b>	4.8	13.933 <b>46</b>						<b>51.598</b>
	SPONEVIK Sebastian		8.533				8.033		9.133							<b>38.732</b>
	SKOGVANG Peder				4.4	12.066 <b>81</b>	4.3	12.800 <b>76</b>			5.4	14.266 <b>11</b>	4.9	12.466 <b>65</b>		<b>26.766</b>
					7.666		8.500				8.866		7.566			
					4.7	11.666 <b>98</b>			5.2	14.300 <b>21</b>	4.7	12.766 <b>75</b>				
					6.966				9.100		8.066					
			5.7	13.766 <b>17</b>									4.5	13.000 <b>32</b>		
			8.066										8.500			











## Team Results

Rank	Name	NOC Code													SJ Pen	Total
			D	Total Rk.	D	Total Rk.	D	Total Rk.	D	Total Rk.	D	Total Rk.	D	Total Rk.		
			E	Pen.	E	Pen.	E	Pen.	E	Pen.	E	Pen.	E	Pen.		
17	<b>Lithuania</b>	LTU	<b>39.466</b>		<b>38.633</b>		<b>38.866</b>		<b>40.633</b>		<b>38.766</b>		<b>37.433</b>			<b>233.797</b>
	CHASAZYROVAS Gytis		5.9	13.400 <b>45</b>	5.8	13.200 <b>34</b>	4.7	12.933 <b>69</b>	5.2	13.700 <b>75</b>	4.0	12.733 <b>77</b>	4.1	11.400 <b>108</b>		<b>77.366</b>
	KUZMICKAS Tomas		7.600	0.100	7.400		8.233		8.500		8.733		7.300			<b>76.699</b>
	TVOROGAL Robert		5.0	13.100 <b>59</b>	4.2	12.333 <b>71</b>	4.1	12.800 <b>75</b>	4.0	13.100 <b>100</b>	4.8	13.033 <b>60</b>	4.7	12.333 <b>81</b>		<b>79.732</b>
			8.100		8.133		8.700		9.100		8.233		7.633			
			4.9	12.966 <b>69</b>	4.6	13.100 <b>39</b>	4.5	13.133 <b>55</b>	4.8	13.833 <b>54</b>	5.9	13.000 <b>63</b>	5.5	13.700 <b>6</b>		
			8.066		8.500		8.633		9.033		7.100		8.200			
18	<b>Bulgaria</b>	BUL	<b>39.865</b>		<b>34.666</b>		<b>38.866</b>		<b>42.366</b>		<b>38.899</b>		<b>36.499</b>			<b>231.161</b>
	ALEKSANDROV Yordan		4.9	13.066 <b>61</b>			4.6	12.633 <b>91</b>			5.7	13.833 <b>24</b>	5.1	12.866 <b>46</b>		<b>52.398</b>
	ZLATANOV Bozhidar		8.166		4.2	11.166 <b>111</b>	4.4	13.333 <b>38</b>	5.2	14.200 <b>31</b>	6.0	13.200 <b>54</b>				<b>51.899</b>
	TRIFONOV Teodor				6.966		8.933		9.000		7.200					
	PENEV Eddie				4.5	11.700 <b>96</b>							4.6	11.400 <b>109</b>		<b>23.100</b>
					7.200								6.800			
	PENEV Kevin		5.6	13.233 <b>53</b>					5.2	14.266 <b>23</b>						<b>27.499</b>
			7.633						9.066							
			5.6	13.566 <b>29</b>	4.6	11.800 <b>91</b>	4.6	12.900 <b>72</b>	5.2	13.900 <b>51</b>	4.6	11.866 <b>104</b>	4.4	12.233 <b>84</b>		<b>76.265</b>
			7.966		7.200		8.300		9.000	0.300	7.266		7.833			









### Team Results

Rank	Name	NOC Code													SJ Pen	Total						
			D	Total Rk.	D	Total Rk.	D	Total Rk.	D	Total Rk.	D	Total Rk.	D	Total Rk.								
			E	Pen.	E	Pen.	E	Pen.	E	Pen.	E	Pen.	E	Pen.								
19	<b>Austria</b>	AUT	<b>38.765</b>		<b>38.265</b>		<b>38.766</b>		<b>40.165</b>		<b>37.799</b>		<b>37.233</b>			<b>230.993</b>						
	BENDA Alexander										4.8	11.933	98			<b>11.933</b>						
	MATIEV Askhab		5.2	12.733	81	4.4	12.833	52	4.1	12.966	67	4.8	13.066	105	4.2	13.200	51	4.3	12.600	59		<b>77.398</b>
	KRANZLMUELLER Severin		7.533			8.433		8.866		8.566		0.300		9.000				8.300			<b>75.531</b>	
	RUDY Ricardo		5.1	12.566	90	4.0	11.866	88	4.4	13.000	64	4.4	13.366	93	4.8	12.033	101	4.7	12.700	54		<b>66.131</b>
			7.466			7.866		8.600		8.966		7.233				8.000						
			5.0	13.466	37	5.1	13.566	17	4.3	12.800	76	4.8	13.733	64	4.3	12.566	85					
			8.466			8.466		8.500		8.933		8.266										
20	<b>Iceland</b>	ISL	<b>39.565</b>		<b>36.432</b>		<b>36.699</b>		<b>41.266</b>		<b>38.266</b>		<b>37.199</b>			<b>229.427</b>						
	GUDMUNDSSON Martin Bjarni		4.6	13.133	57				4.1	12.066	112	4.8	13.700	71		4.2	12.200	87				<b>51.099</b>
	OLAFSSON Dagur Kari					4.6	12.933	45						4.7	13.000	62	4.0	12.633	58			<b>38.566</b>
	THORISSON Jonas Ingi					8.333								8.300		8.633						<b>38.665</b>
	REINHARDSSON Valgard		4.9	13.466	36	3.8	11.533	104		4.8	13.666	77										<b>75.698</b>
	DAVIDSSON Agust Ingi		8.566			7.733				8.866												<b>25.399</b>
			4.9	12.966	68	3.4	11.966	84	4.3	12.100	109	4.8	13.900	48	4.8	12.400	90	4.4	12.366	73		
			8.166	0.100		8.566		7.800		9.100		7.600		7.966								
								4.4	12.533	96		4.4	12.866	70								
								8.133				8.466										









### Team Results

Rank	Name	NOC Code													SJ Pen	Total	
			D E	Total Rk. Pen.	D E	Total Rk. Pen.	D E	Total Rk. Pen.	D E	Total Rk. Pen.	D E	Total Rk. Pen.	D E	Total Rk. Pen.			
21	<b>Poland</b>	POL	<b>38.666</b>		<b>34.366</b>		<b>37.499</b>		<b>41.599</b>		<b>39.632</b>		<b>37.198</b>			<b>228.960</b>	
	GARNCZAREK Kacper		4.9 7.400	12.200 0.100	106 8.100	4.8 12.900	48 8.100	4.1 12.200	106 9.066	4.4 13.466	85 8.133	4.9 13.033	61 8.066	4.8 12.866		<b>76.665</b>	
	GAWRONSKI Sebastian		5.7 7.666	13.166 0.200	56 6.900	4.0 10.900	116 7.633	5.0 12.633	92 9.200	5.2 14.400	16 8.633	4.9 13.533	36 7.666	4.7 12.366		<b>76.998</b>	
	SASNAL Filip		5.6 7.900	13.300 0.200	50 6.666	3.9 10.566	123 8.466	4.2 12.666	88 9.033	4.8 13.733	63 0.100	4.2 8.866	13.066 8.866	58 7.566	4.4 11.966		<b>75.297</b>
22	<b>Greece</b>	GRE	<b>36.398</b>		<b>36.399</b>		<b>40.833</b>		<b>40.598</b>		<b>40.198</b>		<b>34.332</b>			<b>228.758</b>	
	PETROUNIAS Eleftherios						6.3 8.433	14.733 4								<b>14.733</b>	
	ILIOPOULOS Nikolaos		4.7 7.566	12.266 8.033	103 4.3	12.333 8.700	72 8.700	4.7 13.400	35 9.166	4.8 13.966	43 8.066	5.2 13.266	50 7.700	5.2 12.900		<b>78.131</b>	
	TSOLAKIDIS Stefanos		4.6 7.666	12.266 7.666	102							6.0 13.766	28 7.766			<b>26.032</b>	
	TANTALIDIS Antonios		5.6 6.566	11.866 0.300	112 6.800	5.4 12.200	76 8.800	3.9 12.700	81 8.766	5.2 13.666	80 0.300	4.0 9.166	13.166 6.866	55 4.1	10.966		<b>74.564</b>
	KANELLOS Apostolos				5.4 6.466	11.866 90				4.0 12.966	111		4.7 10.466	122		<b>35.298</b>	









### Team Results

Rank	Name	NOC Code													SJ Pen	Total						
			D	Total Rk.	D	Total Rk.	D	Total Rk.	D	Total Rk.	D	Total Rk.	D	Total Rk.								
			E	Pen.	E	Pen.	E	Pen.	E	Pen.	E	Pen.	E	Pen.								
23	<b>Ireland</b>	IRL	<b>39.200</b>		<b>40.265</b>		<b>35.799</b>		<b>41.633</b>		<b>35.366</b>		<b>35.799</b>			<b>228.062</b>						
	MC CLENAGHAN Rhys				6.4	14.966	1									<b>14.966</b>						
	MONTGOMERY Eamon		5.9	13.500	35											<b>13.500</b>						
	STEELE Adam		7.600																			
	CUNNINGHAM Dominick		5.5	13.000	66	5.4	13.433	22	3.6	12.000	113	5.2	13.700	75	5.1	12.400	91	4.1	12.400	71		<b>76.933</b>
	HOOTON Niall		7.900	0.400	8.033				8.400		8.500		7.300		8.300							
			5.6	12.700	84	4.5	11.866	89	4.8	12.266	102	5.2	14.233	26	5.1	12.166	96	4.9	11.866	101		<b>75.097</b>
			7.200	0.100	7.366				7.466		9.033		7.066		6.966							
									3.6	11.533	123	4.8	13.700	71	4.5	10.800	113	3.8	11.533	107		<b>47.566</b>
									7.933		8.900		6.300		7.733							
24	<b>Czech Republic</b>	CZE	<b>38.966</b>		<b>34.699</b>		<b>36.433</b>		<b>40.765</b>		<b>37.766</b>		<b>36.965</b>			<b>225.594</b>						
	BAGO Daniel		4.9	13.400	43	4.0	11.766	93	4.1	12.633	90	4.4	13.266	94	4.3	12.633	83	4.2	12.233	83		<b>75.931</b>
	GAGAMOV Jack		8.500				4.7	11.233	110	4.2	11.900	116						4.4	12.366	73		<b>35.499</b>
	KALNY Ondrej						6.533		7.700													
	RADOVESNICKY Daniel		5.4	12.900	72	4.3	11.700	95				5.2	14.433	13								<b>39.033</b>
	POSPISIL Martin		7.600	0.100	7.400							9.233										
			4.3	12.666	85				3.8	11.900	115				3.8	12.333	93					<b>36.899</b>
			8.366						8.100				8.533									









### Team Results

Rank	Name	NOC Code													SJ Pen	Total
			D	Total Rk.	D	Total Rk.	D	Total Rk.	D	Total Rk.	D	Total Rk.	D	Total Rk.		
			E	Pen.	E	Pen.	E	Pen.	E	Pen.	E	Pen.	E	Pen.		
25	<b>Sweden</b>	SWE	<b>38.432</b>		<b>33.232</b>		<b>38.532</b>		<b>39.333</b>		<b>37.733</b>		<b>36.899</b>			<b>224.161</b>
	IL-SUNG MELANDER Luis		4.6	12.866 <b>73</b>			5.5	12.366 <b>100</b>	4.0	13.033 <b>107</b>			3.6	11.866 <b>99</b>		<b>50.131</b>
			8.266				6.866		9.033				8.266			
	IDESJOE Karl		5.1	12.700 <b>82</b>	3.2	10.466 <b>125</b>	4.5	13.366 <b>37</b>			5.5	13.533 <b>38</b>	4.9	12.600 <b>62</b>		<b>62.665</b>
			7.700	0.100	7.266		8.866				8.033		7.700			
	SUNDELL William				4.9	10.800 <b>119</b>										<b>10.800</b>
					5.900											
	LENBERG Joakim		4.7	12.866 <b>74</b>					4.0	13.100 <b>100</b>	4.4	11.300 <b>111</b>				<b>37.266</b>
			8.166						9.100		6.900					
	STENBERG Marcus				4.1	11.966 <b>85</b>	4.4	12.800 <b>79</b>	4.4	13.200 <b>96</b>	4.4	12.900 <b>69</b>	4.5	12.433 <b>69</b>		<b>63.299</b>
					7.866		8.400		8.900	0.100	8.500		7.933			
26	<b>Slovakia</b>	SVK	<b>35.200</b>		<b>37.399</b>		<b>36.999</b>		<b>39.399</b>		<b>38.765</b>		<b>34.966</b>			<b>222.728</b>
	KASALA Oliver		4.5	12.300 <b>100</b>	4.8	11.266 <b>109</b>	4.0	11.966 <b>114</b>	4.0	12.933 <b>113</b>	5.2	13.566 <b>33</b>	4.4	12.333 <b>79</b>		<b>74.364</b>
			7.800		6.466		7.966		8.933		8.366		7.933			
	NEMCOVIC Matej		5.0	12.000 <b>110</b>	5.4	12.933 <b>46</b>	4.9	12.833 <b>74</b>			4.3	12.466 <b>89</b>	3.8	11.300 <b>112</b>		<b>61.532</b>
			7.000		7.533		7.933				8.166		7.500			
	VIDRICKO Peter								4.0	13.000 <b>110</b>			3.9	11.333 <b>110</b>		<b>24.333</b>
									9.000				7.433			
	OTRESHKO Volodymyr		4.2	10.900 <b>121</b>	5.4	13.200 <b>31</b>	3.8	12.200 <b>105</b>	4.8	13.466 <b>87</b>	4.6	12.733 <b>78</b>				<b>62.499</b>
			6.700		7.800		8.400		8.766	0.100	8.133					









### Team Results

Rank	Name	NOC Code													SJ Pen	Total
			D E	Total Rk. Pen.	D E	Total Rk. Pen.	D E	Total Rk. Pen.	D E	Total Rk. Pen.	D E	Total Rk. Pen.				
27	<b>Georgia</b>	GEO	<b>10.600</b>		<b>23.333</b>		<b>23.566</b>		<b>13.100</b>		<b>36.466</b>		<b>33.732</b>			<b>140.797</b>
	ABESADZE Saba									4.5	12.066	<b>99</b>				<b>12.066</b>
	JIMSHELEISHVILI Ioane									4.4	12.700	<b>81</b>	4.0	11.166	<b>116</b>	<b>23.866</b>
	SITCHINAVA Bidzina		3.8	10.600 <b>123</b>	4.0	11.300 <b>108</b>	3.3	11.500 <b>124</b>	4.0	13.100 <b>100</b>	4.2	11.700 <b>107</b>	3.8	11.566 <b>105</b>		<b>69.766</b>
	SKHILADZE Levan		6.900	0.100	7.300	8.200	9.100	7.500	7.766				3.9	11.000 <b>118</b>		<b>35.099</b>
					6.633	8.066							7.100			
	<b>Croatia</b>	CRO	<b>13.433</b>		<b>36.899</b>				<b>13.200</b>				<b>13.966</b>			<b>DNF</b>
	BENOVIC Aurel		6.2	13.433 <b>41</b>				5.6	13.200 <b>97</b>							<b>26.633</b>
			7.333	0.100				8.000	0.400							
	SRBIC Tin											5.5	13.966 <b>3</b>			<b>13.966</b>
												8.466				
	UDE Filip				5.7	13.366 <b>24</b>										<b>13.366</b>
					7.666											
	VLAHEK Jakov				5.7	11.733 <b>94</b>										<b>11.733</b>
					6.033											
	ZUGEC Mateo				5.5	11.800 <b>92</b>										<b>11.800</b>
					6.300											









### All-Around Results

Rank	BIB	Name	NOC Code																			Total	
				D	Total	Rk.	D	Total	Rk.	D	Total	Rk.	D	Total	Rk.	D	Total	Rk.	D	Total	Rk.		
1	273	KOVTUN Illia	UKR	6.1 7.966	14.066 0.00	8 8.400	6.0 0.00	14.400 0.00	4 8.433	5.3 0.00	13.733 9.133	19 0.00	5.2 8.600	14.333 0.00	19 8.600	6.3 0.00	14.900 8.300	2 0.00	5.7 0.00	14.000 0.00	2	<b>85.432</b>	Q
2	267	ASIL Adem	TUR	5.8 8.066	13.766 -0.10	16 7.600	5.1 0.00	12.700 0.00	59 8.733	6.3 0.00	15.033 9.066	1 0.00	6.0 -0.10	14.966 8.400	3 0.00	5.6 8.400	14.000 0.00	17 8.500	4.7 0.00	13.200 0.00	21	<b>83.665</b>	Q
3	162	JARMAN Jake	GBR	6.5 7.433	13.833 -0.10	13 7.633	6.0 0.00	13.633 0.00	15 8.533	4.7 0.00	13.233 8.766	46 0.00	6.0 0.00	14.766 8.500	4 0.00	5.9 8.500	14.400 0.00	8 8.433	4.8 0.00	13.233 0.00	17	<b>83.098</b>	Q
4	102	DAVTYAN Artur	ARM	4.3 9.100	13.400 0.00	42 8.566	5.7 0.00	14.266 0.00	6 8.933	4.8 0.00	13.733 9.400	18 0.00	5.6 9.100	15.000 0.00	1 9.100	4.5 0.00	13.600 8.366	32 0.00	4.1 0.00	12.466 0.00	64	<b>82.465</b>	Q
5	222	SCHMIDT Casimir	NED	5.6 7.900	13.400 -0.10	44 7.400	5.8 0.00	13.200 0.00	34 8.566	5.5 0.00	14.066 9.066	12 0.00	5.2 8.300	14.266 0.00	23 8.300	5.5 0.00	13.800 0.00	27 8.000	5.2 0.00	13.200 0.00	23	<b>81.932</b>	Q
6	176	BRENDEL Pascal	GER	5.5 8.100	13.600 0.00	27 8.066	5.6 0.00	13.666 0.00	14 8.500	4.6 0.00	13.100 9.166	57 0.00	4.8 8.500	13.966 0.00	43 8.500	5.7 0.00	14.200 8.200	12 0.00	5.0 8.200	13.200 0.00	22	<b>81.732</b>	Q
7	184	MESZAROS Krisztofer	HUN	6.1 7.933	13.733 -0.30	19 8.100	4.8 0.00	12.900 0.00	48 8.633	4.7 0.00	13.333 9.400	39 0.00	4.8 9.400	14.200 0.00	29 7.633	6.2 0.00	13.833 8.100	25 0.00	5.6 8.100	13.700 0.00	7	<b>81.699</b>	Q
8	145	DIALLO Thierno	ESP	5.6 7.966	13.566 0.00	29 7.600	5.6 0.00	13.200 0.00	32 8.200	4.7 0.00	12.900 9.000	73 0.00	4.8 9.000	13.800 0.00	59 8.300	6.4 0.00	14.700 0.00	5 7.800	5.2 0.00	13.000 0.00	36	<b>81.166</b>	Q
9	207	ABBADINI Yumin	ITA	5.5 8.466	13.966 0.00	11 8.566	5.7 0.00	14.266 0.00	6 8.800	4.7 0.00	13.500 8.933	26 0.00	4.8 8.933	13.733 0.00	64 8.200	5.3 0.00	13.500 6.833	40 0.00	5.3 0.00	12.133 0.00	90	<b>81.098</b>	Q
10	166	NATHAN Joshua	GBR	5.8 7.966	13.766 0.00	18 7.933	5.6 0.00	13.533 0.00	19 8.366	4.8 0.00	13.166 8.900	53 0.00	5.2 8.900	14.100 0.00	36 7.633	5.5 0.00	13.133 8.233	57 0.00	5.1 8.233	13.333 0.00	15	<b>81.031</b>	Q
11	208	CASALI Lorenzo Minh	ITA	5.5 8.433	13.633 -0.30	22 6.700	5.2 0.00	11.900 0.00	87 8.366	5.1 0.00	13.466 9.266	29 0.00	5.2 9.266	14.466 0.00	10 8.533	5.6 0.00	14.133 8.100	14 0.00	5.3 8.100	13.400 0.00	11	<b>80.998</b>	Q









### All-Around Results

Rank	BIB	Name	NOC Code																			Total	
				D	Total	Rk.	D	Total	Rk.	D	Total	Rk.	D	Total	Rk.	D	Total	Rk.	D	Total	Rk.		
				E	Pen.		E	Pen.		E	Pen.		E	Pen.		E	Pen.		E	Pen.			
12	150	KOSKI Elias	FIN	5.4	13.566	28	5.1	13.500	20	4.9	13.433	33	4.8	13.833	54	5.5	13.533	38	5.0	13.000	34	<b>80.865</b>	Q
				8.266	-0.10	8.400	0.00	8.533	0.00	9.033	0.00	8.033	0.00	8.000	0.00	8.000	0.00						
13	251	SEIFERT Noe	SUI	5.7	14.300	3	4.9	12.966	44	5.0	12.333	101	4.8	13.933	46	6.3	14.700	4	5.5	12.600	63	<b>80.832</b>	Q
				8.600	0.00	8.066	0.00	7.333	0.00	9.133	0.00	8.400	0.00	7.100	0.00	7.100	0.00						
14	144	ABAD Nestor	ESP	4.6	12.500	94	5.0	13.233	28	5.3	13.766	17	4.8	13.700	69	5.8	13.900	23	5.3	13.733	5	<b>80.832</b>	Q
				8.000	-0.10	8.233	0.00	8.466	0.00	9.000	-0.10	8.100	0.00	8.433	0.00								
15	252	LANGENEGGER Florian	SUI	5.6	13.700	20	5.2	13.466	21	4.6	13.266	43	5.2	14.033	38	5.5	13.333	46	4.5	13.000	32	<b>80.798</b>	Q
				8.200	-0.10	8.266	0.00	8.666	0.00	8.933	-0.10	7.833	0.00	8.500	0.00								
16	201	DOLGOPYAT Artem	ISR	6.1	14.366	2	5.8	13.066	40	4.5	13.166	51	4.8	13.766	62	5.3	13.333	45	4.7	12.833	48	<b>80.530</b>	Q
				8.266	0.00	7.266	0.00	8.666	0.00	9.066	-0.10	8.333	-0.30	8.133	0.00								
17	240	BURTANETE Gabriel	ROU	5.6	13.366	48	4.4	12.833	52	5.1	13.666	22	5.6	14.600	5	5.0	13.933	22	4.1	12.100	93	<b>80.498</b>	Q
				7.766	0.00	8.433	0.00	8.566	0.00	9.100	-0.10	8.933	0.00	8.000	0.00								
18	165	TOBIN Adam	GBR	5.6	13.500	34	4.6	12.900	47	5.0	13.200	50	5.2	14.466	10	5.9	12.933	68	5.2	13.200	23	<b>80.199</b>	
				7.900	0.00	8.300	0.00	8.200	0.00	9.266	0.00	7.033	0.00	8.000	0.00								
19	187	MOLNAR Botond	HUN	5.6	13.766	15	4.7	12.566	65	4.4	13.066	60	5.2	14.300	21	5.1	13.466	42	4.7	12.900	39	<b>80.064</b>	Q
				8.166	0.00	7.866	0.00	8.666	0.00	9.100	0.00	8.366	0.00	8.200	0.00								
20	217	TVOROGAL Robert	LTU	4.9	12.966	69	4.6	13.100	39	4.5	13.133	55	4.8	13.833	54	5.9	13.000	63	5.5	13.700	6	<b>79.732</b>	Q
				8.066	0.00	8.500	0.00	8.633	0.00	9.033	0.00	7.100	0.00	8.200	0.00								
21	117	MARTINEZ Victor	BEL	5.4	12.466	96	4.3	12.866	50	5.0	13.300	42	5.2	14.466	10	5.4	13.566	35	4.6	12.866	42	<b>79.530</b>	Q
				7.066	0.00	8.566	0.00	8.300	0.00	9.266	0.00	8.166	0.00	8.266	0.00								
22	151	KIRMES Oskar	FIN	5.5	13.300	51	5.3	13.133	37	4.7	13.233	46	4.8	13.466	87	5.0	13.300	48	4.6	12.900	38	<b>79.332</b>	Q
				7.900	-0.10	7.833	0.00	8.533	0.00	8.766	-0.10	8.300	0.00	8.300	0.00								











### All-Around Results

Rank	BIB	Name	NOC Code																			Total	
				D E	Total Pen.	Rk.	D E	Total Pen.	Rk.	D E	Total Pen.	Rk.	D E	Total Pen.	Rk.	D E	Total Pen.	Rk.	D E	Total Pen.	Rk.		
23	269	<b>ONDER Ahmet</b>	TUR	5.4 8.300	13.600 -0.10	<b>26</b> 8.066	4.4 0.00	12.466 7.900	<b>68</b> 9.000	4.8 0.00	12.700 9.000	<b>87</b> 0.00	5.2 0.00	14.200 6.966	<b>31</b> 0.00	6.0 7.666	12.966 0.00	5.6 0.00	13.266 0.00	<b>16</b>	<b>79.198</b>	Q	
24	157	<b>SALADINO Leo</b>	FRA	5.3 8.166	13.366 -0.10	<b>47</b> 7.400	4.0 0.00	11.400 8.233	<b>106</b> 0.00	4.7 8.933	12.933 -0.10	<b>69</b> 8.400	5.6 0.00	14.433 0.00	<b>15</b> 7.966	5.7 0.00	14.100 0.00	4.9 7.966	12.866 0.00	<b>44</b>	<b>79.098</b>	Q	
25	115	<b>VAN DEN KEYBUS Luka</b>	BEL	5.5 8.133	13.633 0.00	<b>23</b> 7.666	4.7 0.00	12.366 8.700	<b>70</b> 0.00	4.3 8.000	13.000 0.00	<b>63</b> 8.000	5.2 0.00	13.200 8.633	<b>98</b> 0.00	5.0 7.400	13.633 0.00	5.4 7.400	12.800 0.00	<b>52</b>	<b>78.632</b>	Q	
26	226	<b>HEGEMSNES Sofus</b>	NOR	5.1 8.066	13.166 0.00	<b>54</b> 6.033	4.8 0.00	10.833 8.433	<b>117</b> 0.00	4.6 9.300	13.033 0.00	<b>62</b> 9.300	5.2 0.00	14.500 8.366	<b>8</b> 0.00	5.2 8.200	13.566 0.00	5.3 8.200	13.500 0.00	<b>8</b>	<b>78.598</b>	R1	
27	185	<b>BALAZS Krisztian</b>	HUN	5.2 7.466	12.566 -0.10	<b>89</b> 7.733	4.9 0.00	12.633 8.600	<b>62</b> 0.00	4.6 8.733	13.200 -0.10	<b>48</b> 7.300	4.4 0.00	13.033 8.366	<b>109</b> 0.00	5.9 8.366	13.200 0.00	5.5 8.366	13.866 0.00	<b>4</b>	<b>78.498</b>		
28	202	<b>LIUBIMOV Ilia</b>	ISR	5.0 7.233	12.233 0.00	<b>105</b> 8.033	5.3 0.00	13.333 8.866	<b>25</b> 0.00	4.2 9.100	13.066 -0.10	<b>59</b> 7.800	4.8 0.00	13.800 8.433	<b>58</b> 0.00	4.8 8.433	12.600 0.00	4.8 8.433	13.233 0.00	<b>17</b>	<b>78.265</b>	R2	
29	179	<b>ILIOPOULOS Nikolaos</b>	GRE	4.7 7.566	12.266 0.00	<b>103</b> 8.033	4.3 0.00	12.333 8.700	<b>72</b> 0.00	4.7 9.166	13.400 0.00	<b>35</b> 9.166	4.8 0.00	13.966 8.066	<b>43</b> 0.00	5.2 8.066	13.266 0.00	5.2 7.700	12.900 0.00	<b>41</b>	<b>78.131</b>	R3	
30	132	<b>GEORGIU Ilias</b>	CYP	5.0 8.233	13.133 -0.10	<b>58</b> 6.933	4.7 0.00	11.633 8.766	<b>100</b> 0.00	4.7 9.300	13.466 0.00	<b>28</b> 9.300	4.8 0.00	14.100 7.533	<b>35</b> 0.00	5.2 7.533	12.733 0.00	5.3 7.533	12.833 0.00	<b>49</b>	<b>77.898</b>		
31	110	<b>RUDY Ricardo</b>	AUT	5.0 8.466	13.466 0.00	<b>37</b> 8.466	5.1 0.00	13.566 8.500	<b>17</b> 0.00	4.3 8.933	12.800 0.00	<b>76</b> 8.933	4.8 0.00	13.733 8.266	<b>64</b> 0.00	4.3 7.533	12.566 0.00	4.1 7.533	11.633 0.00	<b>102</b>	<b>77.764</b>		
32	228	<b>WIBYE Harald</b>	NOR	5.3 7.166	12.366 -0.10	<b>99</b> 7.666	4.4 0.00	12.066 8.500	<b>81</b> 0.00	4.3 9.000	12.800 0.00	<b>76</b> 9.000	4.8 0.00	13.800 8.866	<b>59</b> 0.00	5.4 7.566	14.266 0.00	4.9 7.566	12.466 0.00	<b>65</b>	<b>77.764</b>		
33	113	<b>TIKHONOV Ivan</b>	AZE	5.4 7.666	13.066 0.00	<b>62</b> 6.233	5.4 0.00	11.633 8.200	<b>101</b> 0.00	5.3 8.200	13.500 0.00	<b>27</b> 7.866	5.6 -0.30	13.166 8.233	<b>99</b> 0.00	4.9 7.800	13.133 0.00	5.1 7.800	12.900 0.00	<b>40</b>	<b>77.398</b>		









## All-Around Results

Rank	BIB	Name	NOC Code																			Total
				D	Total	Rk.	D	Total	Rk.	D	Total	Rk.	D	Total	Rk.	D	Total	Rk.	D	Total	Rk.	
				E	Pen.		E	Pen.		E	Pen.		E	Pen.		E	Pen.		E	Pen.		
34	108	<b>MATIEV Askhab</b>	AUT	5.2	12.733	<b>81</b>	4.4	12.833	<b>52</b>	4.1	12.966	<b>67</b>	4.8	13.066	<b>105</b>	4.2	13.200	<b>51</b>	4.3	12.600	<b>59</b>	<b>77.398</b>
				7.533	0.00		8.433	0.00		8.866	0.00		8.566	-0.30		9.000	0.00		8.300	0.00		
35	215	<b>CHASAZYROVAS Gytis</b>	LTU	5.9	13.400	<b>45</b>	5.8	13.200	<b>34</b>	4.7	12.933	<b>69</b>	5.2	13.700	<b>75</b>	4.0	12.733	<b>77</b>	4.1	11.400	<b>108</b>	<b>77.366</b>
				7.600	-0.10		7.400	0.00		8.233	0.00		8.500	0.00		8.733	0.00		7.300	0.00		
36	104	<b>KHACHIKYAN Gagik</b>	ARM	5.1	13.600	<b>25</b>	6.1	12.633	<b>63</b>	4.1	12.700	<b>82</b>	4.8	13.466	<b>87</b>	4.3	12.766	<b>74</b>	3.7	12.100	<b>91</b>	<b>77.265</b>
				8.500	0.00		6.533	0.00		8.600	0.00		8.766	-0.10		8.466	0.00		8.400	0.00		
37	275	<b>STELMAKH Radomyr</b>	UKR	5.5	12.466	<b>97</b>	5.7	12.800	<b>57</b>	4.5	13.000	<b>65</b>	5.2	13.066	<b>106</b>	5.4	12.500	<b>88</b>	5.2	13.233	<b>20</b>	<b>77.065</b>
				6.966	0.00		7.100	0.00		8.500	0.00		7.966	-0.10		7.100	0.00		8.033	0.00		
38	233	<b>GAWRONSKI Sebastian</b>	POL	5.7	13.166	<b>56</b>	4.0	10.900	<b>116</b>	5.0	12.633	<b>92</b>	5.2	14.400	<b>16</b>	4.9	13.533	<b>36</b>	4.7	12.366	<b>76</b>	<b>76.998</b>
				7.666	-0.20		6.900	0.00		7.633	0.00		9.200	0.00		8.633	0.00		7.666	0.00		
39	192	<b>STEELE Adam</b>	IRL	5.5	13.000	<b>66</b>	5.4	13.433	<b>22</b>	3.6	12.000	<b>113</b>	5.2	13.700	<b>75</b>	5.1	12.400	<b>91</b>	4.1	12.400	<b>71</b>	<b>76.933</b>
				7.900	-0.40		8.033	0.00		8.400	0.00		8.500	0.00		7.300	0.00		8.300	0.00		
40	135	<b>CHARI Michalis</b>	CYP	5.7	13.633	<b>24</b>	3.6	12.100	<b>79</b>	4.6	12.233	<b>104</b>	4.8	13.866	<b>53</b>	4.2	12.933	<b>66</b>	4.0	12.100	<b>92</b>	<b>76.865</b>
				7.933	0.00		8.500	0.00		7.633	0.00		9.066	0.00		8.733	0.00		8.100	0.00		
41	238	<b>NOGUEIRA Jose</b>	POR	5.3	12.866	<b>76</b>	3.5	12.166	<b>77</b>	4.2	12.700	<b>83</b>	4.4	13.633	<b>81</b>	4.1	13.033	<b>59</b>	4.4	12.433	<b>68</b>	<b>76.831</b>
				7.566	0.00		8.666	0.00		8.500	0.00		9.233	0.00		8.933	0.00		8.033	0.00		
42	153	<b>KIRMES Robert</b>	FIN	5.6	13.533	<b>32</b>	5.2	11.100	<b>114</b>	5.3	12.200	<b>107</b>	4.8	13.900	<b>48</b>	5.1	13.266	<b>49</b>	4.9	12.700	<b>55</b>	<b>76.699</b>
				8.133	-0.20		5.900	0.00		6.900	0.00		9.100	0.00		8.166	0.00		7.800	0.00		
43	216	<b>KUZMICKAS Tomas</b>	LTU	5.0	13.100	<b>59</b>	4.2	12.333	<b>71</b>	4.1	12.800	<b>75</b>	4.0	13.100	<b>100</b>	4.8	13.033	<b>60</b>	4.7	12.333	<b>81</b>	<b>76.699</b>
				8.100	0.00		8.133	0.00		8.700	0.00		9.100	0.00		8.233	0.00		7.633	0.00		
44	232	<b>GARNCZAREK Kacper</b>	POL	4.9	12.200	<b>106</b>	4.8	12.900	<b>48</b>	4.1	12.200	<b>106</b>	4.4	13.466	<b>85</b>	4.9	13.033	<b>61</b>	4.8	12.866	<b>43</b>	<b>76.665</b>
				7.400	-0.10		8.100	0.00		8.100	0.00		9.066	0.00		8.133	0.00		8.066	0.00		









### All-Around Results

Rank	BIB	Name	NOC Code																			Total	
				D	Total	Rk.	D	Total	Rk.	D	Total	Rk.	D	Total	Rk.	D	Total	Rk.	D	Total	Rk.		
				E	Pen.		E	Pen.		E	Pen.		E	Pen.		E	Pen.		E	Pen.			
45	249	VEFIC Petar	SRB	5.3	11.800	114	4.5	12.833	54	4.1	12.900	71	4.8	13.733	64	5.0	12.933	67	4.4	12.400	72	<b>76.599</b>	
				6.500	0.00	8.333	0.00	8.800	0.00	8.933	0.00	7.933	0.00	8.000	0.00								
46	120	ALEKSANDROV Yordan	BUL	4.9	13.066	61	4.5	10.466	126	4.6	12.633	91	4.8	13.700	71	5.7	13.833	24	5.1	12.866	46	<b>76.564</b>	
				8.166	0.00	5.966	0.00	8.033	0.00	8.900	0.00	8.133	0.00	7.766	0.00								
47	124	PENEV Kevin	BUL	5.6	13.566	29	4.6	11.800	91	4.6	12.900	72	5.2	13.900	51	4.6	11.866	104	4.4	12.233	84	<b>76.265</b>	
				7.966	0.00	7.200	0.00	8.300	0.00	9.000	-0.30	7.266	0.00	7.833	0.00								
48	204	ZEIDEL Uri	ISR	5.0	12.533	92	4.9	10.666	121	4.7	12.966	68	4.4	13.466	85	5.0	13.666	29	4.4	12.900	37	<b>76.197</b>	
				7.733	-0.20	5.766	0.00	8.266	0.00	9.066	0.00	8.666	0.00	8.500	0.00								
49	136	BAGO Daniel	CZE	4.9	13.400	43	4.0	11.766	93	4.1	12.633	90	4.4	13.266	94	4.3	12.633	83	4.2	12.233	83	<b>75.931</b>	
				8.500	0.00	7.766	0.00	8.533	0.00	8.966	-0.10	8.333	0.00	8.033	0.00								
50	265	STENBERG Marcus	SWE	4.1	12.533	91	4.1	11.966	85	4.4	12.800	79	4.4	13.200	96	4.4	12.900	69	4.5	12.433	69	<b>75.832</b>	
				8.433	0.00	7.866	0.00	8.400	0.00	8.900	-0.10	8.500	0.00	7.933	0.00								
51	121	ZLATANOV Bozhidar	BUL	5.0	12.633	87	4.2	11.166	111	4.4	13.333	38	5.2	14.200	31	6.0	13.200	54	4.3	11.266	114	<b>75.798</b>	
				7.633	0.00	6.966	0.00	8.933	0.00	9.000	0.00	7.200	0.00	6.966	0.00								
52	198	REINHARDSSON Valgard	ISL	4.9	12.966	68	3.4	11.966	84	4.3	12.100	109	4.8	13.900	48	4.8	12.400	90	4.4	12.366	73	<b>75.698</b>	
				8.166	-0.10	8.566	0.00	7.800	0.00	9.100	0.00	7.600	0.00	7.966	0.00								
53	196	OLAFSSON Dagur Kari	ISL	4.4	11.766	116	4.6	12.933	45	3.8	11.833	118	4.8	13.400	90	4.7	13.000	62	4.0	12.633	58	<b>75.565</b>	
				7.466	-0.10	8.333	0.00	8.033	0.00	8.700	-0.10	8.300	0.00	8.633	0.00								
54	109	KRANZLMUELLER Severin	AUT	5.1	12.566	90	4.0	11.866	88	4.4	13.000	64	4.4	13.366	93	4.8	12.033	101	4.7	12.700	54	<b>75.531</b>	
				7.466	0.00	7.866	0.00	8.600	0.00	8.966	0.00	7.233	0.00	8.000	0.00								
55	213	PLATE Ricards	LAT	4.4	12.933	70	3.9	12.533	66	3.9	12.133	108	4.0	13.033	107	4.4	12.700	81	4.8	12.166	89	<b>75.498</b>	
				8.533	0.00	8.633	0.00	8.233	0.00	9.033	0.00	8.300	0.00	7.366	0.00								









### All-Around Results

Rank	BIB	Name	NOC Code																			Total		
				D	Total	Rk.	D	Total	Rk.	D	Total	Rk.	D	Total	Rk.	D	Total	Rk.	D	Total	Rk.			
				E	Pen.		E	Pen.		E	Pen.		E	Pen.		E	Pen.		E	Pen.				
56	236	CAMPOS Guilherme	POR	5.4	12.600	88	3.5	11.533	103	4.2	12.700	83	4.8	13.833	54	3.8	12.833	71	4.3	11.933	97	<b>75.432</b>		
				7.500	-0.30	8.033	0.00	8.500	0.00	9.033	0.00	9.033	0.00	9.033	0.00	7.633	0.00							
57	227	KARLSEN Jacob	NOR	4.5	13.033	64	4.4	10.633	122	5.5	13.533	25	4.8	13.933	46	3.9	11.866	103	4.0	12.333	78	<b>75.331</b>		
				8.533	0.00	6.233	0.00	8.033	0.00	9.133	0.00	9.133	0.00	7.966	0.00	8.333	0.00							
58	234	SASNAL Filip	POL	5.6	13.300	50	3.9	10.566	123	4.2	12.666	88	4.8	13.733	63	4.2	13.066	58	4.4	11.966	96	<b>75.297</b>		
				7.900	-0.20	6.666	0.00	8.466	0.00	9.033	-0.10	8.866	0.00	7.566	0.00									
59	131	ANGONAS Georgios	CYP	4.4	12.466	95	3.4	10.666	120	4.2	12.666	88	4.8	14.033	37	4.8	12.966	64	4.8	12.433	70	<b>75.230</b>		
				8.066	0.00	7.266	0.00	8.466	0.00	9.233	0.00	8.166	0.00	7.633	0.00									
60	193	CUNNINGHAM Dominick	IRL	5.6	12.700	84	4.5	11.866	89	4.8	12.266	102	5.2	14.233	26	5.1	12.166	96	4.9	11.866	101	<b>75.097</b>		
				7.200	-0.10	7.366	0.00	7.466	0.00	9.033	0.00	7.066	0.00	6.966	0.00									
61	262	IDESJOE Karl	SWE	5.1	12.700	82	3.2	10.466	125	4.5	13.366	37	4.8	12.300	120	5.5	13.533	38	4.9	12.600	62	<b>74.965</b>		
				7.700	-0.10	7.266	0.00	8.866	0.00	7.800	-0.30	8.033	0.00	7.700	0.00									
62	181	TANTALIDIS Antonios	GRE	5.6	11.866	112	5.4	12.200	76	3.9	12.700	81	5.2	13.666	80	4.0	13.166	55	4.1	10.966	119	<b>74.564</b>		
				6.566	-0.30	6.800	0.00	8.800	0.00	8.766	-0.30	9.166	0.00	6.866	0.00									
63	258	NEMCOVIC Matej	SVK	5.0	12.000	110	5.4	12.933	46	4.9	12.833	74	4.0	12.933	113	4.3	12.466	89	3.8	11.300	112	<b>74.465</b>		
				7.000	0.00	7.533	0.00	7.933	0.00	8.933	0.00	8.166	0.00	7.500	0.00									
64	195	GUDMUNDSSON Martin Bjarni	ISL	4.6	13.133	57	3.6	11.133	112	4.1	12.066	112	4.8	13.700	71	3.9	12.200	95	4.2	12.200	87	<b>74.432</b>		
				8.633	-0.10	7.533	0.00	7.966	0.00	8.900	0.00	8.300	0.00	8.000	0.00									
65	257	KASALA Oliver	SVK	4.5	12.300	100	4.8	11.266	109	4.0	11.966	114	4.0	12.933	113	5.2	13.566	33	4.4	12.333	79	<b>74.364</b>		
				7.800	0.00	6.466	0.00	7.966	0.00	8.933	0.00	8.366	0.00	7.933	0.00									
66	248	HRIBAR Anze	SLO	5.7	12.533	93	3.6	10.800	118	4.2	12.366	98	4.8	13.733	64	3.9	12.733	76	4.2	11.966	95	<b>74.131</b>		
				6.833	0.00	7.200	0.00	8.166	0.00	8.933	0.00	8.833	0.00	7.766	0.00									









### All-Around Results

Rank	BIB	Name	NOC Code																			Total
				D	Total	Rk.	D	Total	Rk.	D	Total	Rk.	D	Total	Rk.	D	Total	Rk.	D	Total	Rk.	
67	221	<b>GRUENBERG Jermain</b>	NED	5.3 5.633	10.433 -0.50	<b>124</b> 3.7 7.933	11.633 0.00	<b>99</b> 4.2 8.566	12.766 0.00	<b>80</b> 4.8 8.866	13.666 0.00	<b>77</b> 5.1 7.233	12.333 0.00	<b>94</b> 5.0 8.000	13.000 0.00	<b>34</b>	<b>73.831</b>					
68	260	<b>OTRESHKO Volodymyr</b>	SVK	4.2 6.700	10.900 0.00	<b>121</b> 5.4 7.800	13.200 0.00	<b>31</b> 3.8 8.400	12.200 0.00	<b>105</b> 4.8 8.766	13.466 -0.10	<b>87</b> 4.6 8.133	12.733 0.00	<b>78</b> 3.0 8.266	11.266 0.00	<b>113</b>	<b>73.765</b>					
69	247	<b>BUCKLEY Kevin George</b>	SLO	4.4 7.600	12.000 0.00	<b>109</b> 5.0 8.266	13.266 0.00	<b>27</b> 4.3 8.500	12.800 0.00	<b>76</b> 4.8 8.233	12.733 -0.30	<b>117</b> 4.2 6.433	10.633 0.00	<b>114</b> 4.5 7.733	12.233 0.00	<b>86</b>	<b>73.665</b>					
70	139	<b>RADOVESNICKY Daniel</b>	CZE	4.4 7.300	11.700 0.00	<b>118</b> 3.3 7.200	10.500 0.00	<b>124</b> 3.7 8.000	11.700 0.00	<b>120</b> 4.0 9.066	13.066 0.00	<b>104</b> 5.0 7.800	12.800 0.00	<b>73</b> 4.4 7.966	12.366 0.00	<b>73</b>	<b>72.132</b>					
71	180	<b>TSOLAKIDIS Stefanos</b>	GRE	4.6 7.666	12.266 0.00	<b>102</b> 4.3 7.366	11.666 0.00	<b>97</b> 4.2 7.266	11.466 0.00	<b>125</b> 4.8 8.233	12.733 -0.30	<b>117</b> 6.0 7.766	13.766 0.00	<b>28</b> 3.7 5.833	9.533 0.00	<b>124</b>	<b>71.430</b>					
72	218	<b>BRANDENBURGER Quentin</b>	LUX	5.0 6.300	11.000 -0.30	<b>120</b> 4.2 5.700	9.900 0.00	<b>128</b> 4.2 8.333	12.533 0.00	<b>95</b> 4.8 8.833	13.633 0.00	<b>82</b> 4.5 7.166	11.666 0.00	<b>108</b> 3.9 8.400	12.300 0.00	<b>82</b>	<b>71.032</b>					
73	194	<b>HOOTON Niall</b>	IRL	4.7 7.966	12.666 0.00	<b>86</b> 4.2 6.100	10.300 0.00	<b>127</b> 3.6 7.933	11.533 0.00	<b>123</b> 4.8 8.900	13.700 0.00	<b>71</b> 4.5 6.300	10.800 0.00	<b>113</b> 3.8 7.733	11.533 0.00	<b>107</b>	<b>70.532</b>					
74	170	<b>SITCHINAVA Bidzina</b>	GEO	3.8 6.900	10.600 -0.10	<b>123</b> 4.0 7.300	11.300 0.00	<b>108</b> 3.3 8.200	11.500 0.00	<b>124</b> 4.0 9.100	13.100 0.00	<b>100</b> 4.2 7.500	11.700 0.00	<b>107</b> 3.8 7.766	11.566 0.00	<b>105</b>	<b>69.766</b>					
75	261	<b>IL-SUNG MELANDER Luis</b>	SWE	4.6 8.266	12.866 0.00	<b>73</b> 4.2 4.700	8.900 0.00	<b>129</b> 5.5 6.866	12.366 0.00	<b>100</b> 4.0 9.033	13.033 0.00	<b>107</b> 4.7 4.400	9.100 0.00	<b>116</b> 3.6 8.266	11.866 0.00	<b>99</b>	<b>68.131</b>					
76	219	<b>CROVETTO Kevin</b>	MON	4.4 7.666	12.066 0.00	<b>107</b> 2.6 6.800	6.400 -3.00	<b>130</b> 3.8 8.433	12.233 0.00	<b>103</b> 4.4 8.700	13.100 0.00	<b>103</b> 3.5 6.766	10.266 0.00	<b>115</b> 4.3 7.866	12.166 0.00	<b>88</b>	<b>66.231</b>					
77	259	<b>VIDRICKO Peter</b>	SVK	4.5 6.266	10.766 0.00	<b>122</b> 3.2 5.766	4.966 -4.00	<b>131</b> 3.8 7.800	11.600 0.00	<b>122</b> 4.0 9.000	13.000 0.00	<b>110</b> 3.7 8.333	12.033 0.00	<b>100</b> 3.9 7.433	11.333 0.00	<b>110</b>	<b>63.698</b>					



## All-Around Results

Rank	BIB	Name	NOC Code																			Total
				D	Total	Rk.	D	Total	Rk.	D	Total	Rk.	D	Total	Rk.	D	Total	Rk.	D	Total	Rk.	
107		<b>BENDA Alexander</b>	AUT	DNS	3.5	11.033	<b>115</b>	4.3	11.866	<b>117</b>	4.8	12.366	<b>119</b>	4.8	12.000	<b>102</b>	4.8	11.933	<b>98</b>	<b>DNF</b>		
				0.00	7.533	0.00	7.566	0.00	7.666	0.00	7.666	-0.10	7.200	0.00	7.133	0.00						
169		<b>JIMSHELEISHVILI Ioane</b>	GEO	DNS		DNS		DNS		DNS	4.4	12.700	<b>81</b>	4.0	11.166	<b>116</b>				<b>DNF</b>		
				0.00		0.00		0.00		0.00	8.300	0.00	7.166	0.00								
171		<b>SKHILADZE Levan</b>	GEO	DNS	5.4	12.033	<b>82</b>	4.0	12.066	<b>111</b>		DNS	4.5	11.266	<b>112</b>	3.9	11.000	<b>118</b>	<b>DNF</b>			
				0.00	6.633	0.00	8.066	0.00			0.00	6.766	0.00	7.100	0.00							
128		<b>VLAHEK Jakov</b>	CRO	DNS	5.7	11.733	<b>94</b>		DNS		DNS		DNS		DNS		DNS		<b>DNF</b>			
				0.00	6.033	0.00			0.00		0.00		0.00		0.00		0.00					

LEGEND	 Horizontal bar	 Parallel bars	 Vault	 Rings	 Pommel horse	 Floor exercise
<b>E</b> Execution	<b>D</b> Difficulty	<b>Rk.</b> Ranking	<b>Pen</b> Penalty			



## Results By Apparatus



Rank	Bib	Name	NOC code	E	D	Penalty	Total
1	167	HEPWORTH Harry	GBR	8.300	6.3		<b>14.600 Q</b>
2	201	DOLGOPYAT Artem	ISR	8.266	6.1		<b>14.366 Q</b>
3	251	SEIFERT Noe	SUI	8.600	5.7		<b>14.300 Q</b>
4	177	HOSSEINI Milan	GER	8.266	6.0		<b>14.266 Q</b>
5	161	OSBERGER Benjamin	FRA	8.533	5.6		<b>14.133 Q</b>
6	159	DESANGES Lucas	FRA	8.400	5.7		<b>14.100 Q</b>
7	164	WHITEHOUSE Luke	GBR	7.700	6.5	-0.10	<b>14.100 Q</b>
8	273	KOVTUN Illia	UKR	7.966	6.1		<b>14.066 Q</b>
9	255	KRATTER Moreno	SUI	8.233	5.8		<b>14.033 R1</b>
10	134	KYRIAKOU Neofytos	CYP	8.700	5.3		<b>14.000 R2</b>
11	207	ABBADINI Yumin	ITA	8.466	5.5		<b>13.966 R3</b>
12	149	JIMENEZ Pau	ESP	8.233	5.6		<b>13.833</b>
13	162	JARMAN Jake	GBR	7.433	6.5	-0.10	<b>13.833</b>
14	158	PHILIPPE Mathias	FRA	8.466	5.4	-0.10	<b>13.766</b>
15	187	MOLNAR Botond	HUN	8.166	5.6		<b>13.766</b>
16	267	ASIL Adem	TUR	8.066	5.8	-0.10	<b>13.766</b>
17	230	SKOGVANG Peder	NOR	8.066	5.7		<b>13.766</b>
18	166	NATHAN Joshua	GBR	7.966	5.8		<b>13.766</b>
19	184	MESZAROS Krisztofer	HUN	7.933	6.1	-0.30	<b>13.733</b>
20	252	LANGENEGGER Florian	SUI	8.200	5.6	-0.10	<b>13.700</b>
21	146	CARRION CARO Daniel	ESP	8.466	5.2		<b>13.666</b>
22	208	CASALI Lorenzo Minh	ITA	8.433	5.5	-0.30	<b>13.633</b>
23	115	VAN DEN KEYBUS Luka	BEL	8.133	5.5		<b>13.633</b>
24	135	CHARI Michalis	CYP	7.933	5.7		<b>13.633</b>
25	104	KHACHIKYAN Gagik	ARM	8.500	5.1		<b>13.600</b>
26	269	ONDER Ahmet	TUR	8.300	5.4	-0.10	<b>13.600</b>
27	176	BRENDEL Pascal	GER	8.100	5.5		<b>13.600</b>
28	150	KOSKI Elias	FIN	8.266	5.4	-0.10	<b>13.566</b>
29	145	DIALLO Thierno	ESP	7.966	5.6		<b>13.566</b>



## Results By Apparatus



Rank	Bib	Name	NOC code	E	D	Penalty	Total
29	124	PENEV Kevin	BUL	7.966	5.6		<b>13.566</b>
31	242	MUNTEAN Andrei Vasile	ROU	8.233	5.3		<b>13.533</b>
32	153	KIRMES Robert	FIN	8.133	5.6	-0.20	<b>13.533</b>
33	118	ONOSHIMA Takumi	BEL	8.100	5.7	-0.30	<b>13.500</b>
34	165	TOBIN Adam	GBR	7.900	5.6		<b>13.500</b>
35	191	MONTGOMERY Eamon	IRL	7.600	5.9		<b>13.500</b>
36	197	THORISSON Jonas Ingi	ISL	8.566	4.9		<b>13.466</b>
37	110	RUDY Ricardo	AUT	8.466	5.0		<b>13.466</b>
38	270	KOSAK Mehmet Ayberk	TUR	8.066	5.5	-0.10	<b>13.466</b>
39	156	ZONA Jim	FRA	8.233	5.3	-0.10	<b>13.433</b>
40	175	KOCHAN Lucas	GER	7.833	5.6		<b>13.433</b>
41	125	BENOVIC Aurel	CRO	7.333	6.2	-0.10	<b>13.433</b>
42	102	DAVTYAN Artur	ARM	9.100	4.3		<b>13.400</b>
43	136	BAGO Daniel	CZE	8.500	4.9		<b>13.400</b>
44	222	SCHMIDT Casimir	NED	7.900	5.6	-0.10	<b>13.400</b>
45	215	CHASAZYROVAS Gytis	LTU	7.600	5.9	-0.10	<b>13.400</b>
46	211	MACCHIATI Mario	ITA	8.166	5.5	-0.30	<b>13.366</b>
47	157	SALADINO Leo	FRA	8.166	5.3	-0.10	<b>13.366</b>
48	240	BURTANETE Gabriel	ROU	7.766	5.6		<b>13.366</b>
49	152	KANERVA Tarmo	FIN	8.200	5.1		<b>13.300</b>
50	234	SASNAL Filip	POL	7.900	5.6	-0.20	<b>13.300</b>
51	151	KIRMES Oskar	FIN	7.900	5.5	-0.10	<b>13.300</b>
52	210	LODADIO Marco	ITA	7.900	5.4		<b>13.300</b>
53	123	PENEV Eddie	BUL	7.633	5.6		<b>13.233</b>
54	226	HEGGENSNES Sofus	NOR	8.066	5.1		<b>13.166</b>
55	254	SERHANI Taha	SUI	7.966	5.2		<b>13.166</b>
56	233	GAWRONSKI Sebastian	POL	7.666	5.7	-0.20	<b>13.166</b>
57	195	GUDMUNDSSON Martin	ISL	8.633	4.6	-0.10	<b>13.133</b>
58	132	GEORGIU Ilias	CYP	8.233	5.0	-0.10	<b>13.133</b>





## Results By Apparatus



Rank	Bib	Name	NOC code	E	D	Penalty	Total
59	216	KUZMICKAS Tomas	LTU	8.100	5.0		<b>13.100</b>
60	271	SENER Kerem	TUR	8.266	4.8		<b>13.066</b>
61	120	ALEKSANDROV Yordan	BUL	8.166	4.9		<b>13.066</b>
62	113	TIKHONOV Ivan	AZE	7.666	5.4		<b>13.066</b>
63	256	GIUBELLINI Luca	SUI	7.566	5.8	-0.30	<b>13.066</b>
64	227	KARLSEN Jacob	NOR	8.533	4.5		<b>13.033</b>
65	116	GENTGES Maxime	BEL	8.000	5.0		<b>13.000</b>
66	192	STEELE Adam	IRL	7.900	5.5	-0.40	<b>13.000</b>
67	172	DUNKEL Nils	GER	7.700	5.3		<b>13.000</b>
68	198	REINHARDSSON Valgard	ISL	8.166	4.9	-0.10	<b>12.966</b>
69	217	TVOROGAL Robert	LTU	8.066	4.9		<b>12.966</b>
70	213	PLATE Ricards	LAT	8.533	4.4		<b>12.933</b>
71	231	STENE Nore	NOR	7.333	5.6		<b>12.933</b>
72	138	KALNY Ondrej	CZE	7.600	5.4	-0.10	<b>12.900</b>
73	261	IL-SUNG MELANDER Luis	SWE	8.266	4.6		<b>12.866</b>
74	264	LENBERG Joakim	SWE	8.166	4.7		<b>12.866</b>
75	224	RAMSAHAI Yazz	NED	8.066	4.8		<b>12.866</b>
76	223	HUERNINK Luuk	NED	7.566	5.3		<b>12.866</b>
76	238	NOGUEIRA Jose	POR	7.566	5.3		<b>12.866</b>
78	239	MARQUES Marcelo	POR	7.466	5.4		<b>12.866</b>
79	148	ZAPATA Rayderley	ESP	7.233	5.6		<b>12.833</b>
80	276	KOLODII Pantely	UKR	8.266	4.9	-0.40	<b>12.766</b>
81	108	MATIEV Askhab	AUT	7.533	5.2		<b>12.733</b>
82	262	IDESJOE Karl	SWE	7.700	5.1	-0.10	<b>12.700</b>
83	266	LIDBECK Filip	SWE	7.300	5.7	-0.30	<b>12.700</b>
84	193	CUNNINGHAM Dominick	IRL	7.200	5.6	-0.10	<b>12.700</b>
85	140	POSPISIL Martin	CZE	8.366	4.3		<b>12.666</b>
86	194	HOOTON Niall	IRL	7.966	4.7		<b>12.666</b>
87	121	ZLATANOV Bozhidar	BUL	7.633	5.0		<b>12.633</b>



## Results By Apparatus



Rank	Bib	Name	NOC code	E	D	Penalty	Total
88	236	CAMPOS Guilherme	POR	7.500	5.4	-0.30	<b>12.600</b>
89	185	BALAZS Krisztian	HUN	7.466	5.2	-0.10	<b>12.566</b>
90	109	KRANZLMUELLER Severin	AUT	7.466	5.1		<b>12.566</b>
91	265	STENBERG Marcus	SWE	8.433	4.1		<b>12.533</b>
92	204	ZEIDEL Uri	ISR	7.733	5.0	-0.20	<b>12.533</b>
93	248	HRIBAR Anze	SLO	6.833	5.7		<b>12.533</b>
94	144	ABAD Nestor	ESP	8.000	4.6	-0.10	<b>12.500</b>
95	131	ANGONAS Georgios	CYP	8.066	4.4		<b>12.466</b>
96	117	MARTINEZ Victor	BEL	7.066	5.4		<b>12.466</b>
97	275	STELMAKH Radomyr	UKR	6.966	5.5		<b>12.466</b>
98	130	JOVICIC Marko	CRO	7.633	5.1	-0.30	<b>12.433</b>
99	228	WIBYE Harald	NOR	7.166	5.3	-0.10	<b>12.366</b>
100	257	KASALA Oliver	SVK	7.800	4.5		<b>12.300</b>
101	241	BURTANETE Robert	ROU	7.000	5.4	-0.10	<b>12.300</b>
102	180	TSOLAKIDIS Stefanos	GRE	7.666	4.6		<b>12.266</b>
103	179	ILIOPOULOS Nikolaos	GRE	7.566	4.7		<b>12.266</b>
104	174	KLESSING Nick	GER	6.866	5.5	-0.10	<b>12.266</b>
105	202	LIUBIMOV Ilia	ISR	7.233	5.0		<b>12.233</b>
106	232	GARNCZAREK Kacper	POL	7.400	4.9	-0.10	<b>12.200</b>
107	219	CROVETTO Kevin	MON	7.666	4.4		<b>12.066</b>
108	244	TARCA Nicholas	ROU	6.933	5.2	-0.10	<b>12.033</b>
109	247	BUCKLEY Kevin George	SLO	7.600	4.4		<b>12.000</b>
110	258	NEMCOVIC Matej	SVK	7.000	5.0		<b>12.000</b>
111	205	GULIDOV Pavel	ISR	7.366	4.5		<b>11.866</b>
112	181	TANTALIDIS Antonios	GRE	6.566	5.6	-0.30	<b>11.866</b>
113	183	GRAIKOS Alkinoos Nikolaos	GRE	6.833	5.0		<b>11.833</b>
114	249	VEFIC Petar	SRB	6.500	5.3		<b>11.800</b>
115	182	KANELLOS Apostolos	GRE	7.566	4.5	-0.30	<b>11.766</b>
116	196	OLAFSSON Dagur Kari	ISL	7.466	4.4	-0.10	<b>11.766</b>




## Results By Apparatus



Rank	Bib	Name	NOC code	E	D	Penalty	Total
117	186	BATORI Szabolcs	HUN	6.666	5.1		<b>11.766</b>
118	139	RADOVESNICKY Daniel	CZE	7.300	4.4		<b>11.700</b>
119	277	MELNYKOV Mykyta	UKR	6.366	5.3	-0.10	<b>11.566</b>
120	218	BRANDENBURGER Quentin	LUX	6.300	5.0	-0.30	<b>11.000</b>
121	260	OTRESHKO Volodymyr	SVK	6.700	4.2		<b>10.900</b>
122	259	VIDRICKO Peter	SVK	6.266	4.5		<b>10.766</b>
123	170	SITCHINAVA Bidzina	GEO	6.900	3.8	-0.10	<b>10.600</b>
124	221	GRUENBERG Jermain	NED	5.633	5.3	-0.50	<b>10.433</b>
	107	BENDA Alexander	AUT	0.000			<b>DNS</b>
	169	JIMSHELEISHVILI Ioane	GEO	0.000			<b>DNS</b>
	171	SKHILADZE Levan	GEO	0.000			<b>DNS</b>
	128	VLAHEK Jakov	CRO	0.000			<b>DNS</b>
	129	ZUGEC Mateo	CRO	0.000			<b>DNS</b>

**NOTE** The 8 highest ranked participants in the qualifying competition per apparatus will qualify for the apparatus finals. A maximum number of 2 participant(s) per National Federation are allowed in these finals. 3 reserve participant(s) will be nominated for each final.

### LEGEND

 Floor exercise

**D** Difficulty

**E** Execution



## Results By Apparatus



Rank	Bib	Name	NOC code	E	D	Penalty	Total
1	190	MC CLENAGHAN Rhys	IRL	8.566	6.4		<b>14.966 Q</b>
2	220	DE MUNCK Loran	NED	8.166	6.5		<b>14.666 Q</b>
3	100	PETROV Matvei	ALB	8.300	6.2		<b>14.500 Q</b>
4	273	KOVTUN Illia	UKR	8.400	6.0		<b>14.400 Q</b>
5	141	SLIZ Radomir	CZE	8.466	5.9		<b>14.366 Q</b>
6	207	ABBADINI Yumin	ITA	8.566	5.7		<b>14.266 Q</b>
6	102	DAVTYAN Artur	ARM	8.566	5.7		<b>14.266 Q</b>
8	116	GENTGES Maxime	BEL	7.966	6.2		<b>14.166 Q</b>
9	211	MACCHIATI Mario	ITA	8.633	5.5		<b>14.133 R1</b>
10	161	OSBERGER Benjamin	FRA	8.366	5.6		<b>13.966 R2</b>
11	256	GIUBELLINI Luca	SUI	7.966	5.9		<b>13.866 R3</b>
12	268	ARICAN Ferhat	TUR	8.000	5.8		<b>13.800</b>
13	253	YUSOF Eddy	SUI	8.400	5.3		<b>13.700</b>
14	176	BRENDEL Pascal	GER	8.066	5.6		<b>13.666</b>
15	162	JARMAN Jake	GBR	7.633	6.0		<b>13.633</b>
16	172	DUNKEL Nils	GER	7.600	6.0		<b>13.600</b>
17	110	RUDY Ricardo	AUT	8.466	5.1		<b>13.566</b>
18	239	MARQUES Marcelo	POR	8.366	5.2		<b>13.566</b>
19	166	NATHAN Joshua	GBR	7.933	! 5.6		<b>13.533</b>
20	150	KOSKI Elias	FIN	8.400	5.1		<b>13.500</b>
21	252	LANGENEGGER Florian	SUI	8.266	5.2		<b>13.466</b>
22	192	STEELE Adam	IRL	8.033	5.4		<b>13.433</b>
22	244	TARCA Nicholas	ROU	8.033	5.4		<b>13.433</b>
24	127	UDE Filip	CRO	7.666	5.7		<b>13.366</b>
25	202	LIUBIMOV Ilia	ISR	8.033	5.3		<b>13.333</b>
26	277	MELNYKOV Mykyta	UKR	7.633	5.7		<b>13.333</b>
27	247	BUCKLEY Kevin George	SLO	8.266	5.0		<b>13.266</b>
28	144	ABAD Nestor	ESP	8.233	5.0		<b>13.233</b>
29	118	ONOSHIMA Takumi	BEL	8.300	4.9		<b>13.200</b>



## Results By Apparatus



Rank	Bib	Name	NOC code	E	D	Penalty	Total
30	272	BULUT Hasan	TUR	8.000	5.2		<b>13.200</b>
31	260	OTRESHKO Volodymyr	SVK	7.800	5.4		<b>13.200</b>
32	145	DIALLO Thierno	ESP	7.600	5.6		<b>13.200</b>
32	173	TOBA Andreas	GER	7.600	5.6		<b>13.200</b>
34	215	CHASAZYROVAS Gytis	LTU	7.400	5.8		<b>13.200</b>
34	222	SCHMIDT Casimir	NED	7.400	5.8		<b>13.200</b>
36	156	ZONA Jim	FRA	8.233	4.9		<b>13.133</b>
37	151	KIRMES Oskar	FIN	7.833	5.3		<b>13.133</b>
38	203	MYAKININ Alexander	ISR	7.433	5.7		<b>13.133</b>
39	217	TVOROGAL Robert	LTU	8.500	4.6		<b>13.100</b>
40	201	DOLGOPYAT Artem	ISR	7.266	5.8		<b>13.066</b>
40	105	MERDINYAN Harutyun	ARM	7.266	5.8		<b>13.066</b>
42	147	VERA Adria	ESP	8.000	5.0		<b>13.000</b>
43	164	WHITEHOUSE Luke	GBR	8.366	4.6		<b>12.966</b>
44	251	SEIFERT Noe	SUI	8.066	! 4.9		<b>12.966</b>
45	196	OLAFSSON Dagur Kari	ISL	8.333	4.6		<b>12.933</b>
46	258	NEMCOVIC Matej	SVK	7.533	5.4		<b>12.933</b>
47	165	TOBIN Adam	GBR	8.300	! 4.6		<b>12.900</b>
48	232	GARNCZAREK Kacper	POL	8.100	4.8		<b>12.900</b>
48	184	MESZAROS Krisztofer	HUN	8.100	4.8		<b>12.900</b>
50	117	MARTINEZ Victor	BEL	8.566	4.3		<b>12.866</b>
51	209	LEVANTESI Matteo	ITA	8.066	4.8		<b>12.866</b>
52	240	BURTANETE Gabriel	ROU	8.433	4.4		<b>12.833</b>
52	108	MATIEV Askhab	AUT	8.433	4.4		<b>12.833</b>
54	249	VEFIC Petar	SRB	8.333	4.5		<b>12.833</b>
55	214	MICKEVICS Dmitrijs	LAT	7.733	5.1		<b>12.833</b>
56	254	SERHANI Taha	SUI	7.900	4.9		<b>12.800</b>
57	275	STELMAKH Radomyr	UKR	7.100	5.7		<b>12.800</b>
58	270	KOSAK Mehmet Ayberk	TUR	8.133	! 4.6		<b>12.733</b>



## Results By Apparatus



Rank	Bib	Name	NOC code	E	D	Penalty	Total
59	267	ASIL Adem	TUR	7.600	5.1		<b>12.700</b>
60	241	BURTANETE Robert	ROU	7.966	4.7		<b>12.666</b>
60	212	MACCHINI Carlo	ITA	7.966	4.7		<b>12.666</b>
62	185	BALAZS Krisztian	HUN	7.733	4.9		<b>12.633</b>
63	104	KHACHIKYAN Gagik	ARM	6.533	6.1		<b>12.633</b>
64	142	JACOBSEN Aron	DEN	8.400	4.2		<b>12.600</b>
65	187	MOLNAR Botond	HUN	7.866	4.7		<b>12.566</b>
66	213	PLATE Ricards	LAT	8.633	3.9		<b>12.533</b>
67	276	KOLODII Pantely	UKR	7.400	5.1		<b>12.500</b>
68	269	ONDER Ahmet	TUR	8.066	! 4.4		<b>12.466</b>
69	146	CARRION CARO Daniel	ESP	7.866	4.6		<b>12.466</b>
70	115	VAN DEN KEYBUS Luka	BEL	7.666	! 4.7		<b>12.366</b>
71	216	KUZMICKAS Tomas	LTU	8.133	4.2		<b>12.333</b>
72	179	ILIOPOULOS Nikolaos	GRE	8.033	4.3		<b>12.333</b>
73	152	KANERVA Tarmo	FIN	7.933	4.4		<b>12.333</b>
74	159	DESANGES Lucas	FRA	7.200	5.1		<b>12.300</b>
74	224	RAMSAHAI Yazz	NED	7.200	5.1		<b>12.300</b>
76	181	TANTALIDIS Antonios	GRE	6.800	5.4		<b>12.200</b>
77	238	NOGUEIRA Jose	POR	8.666	3.5		<b>12.166</b>
78	175	KOCHAN Lucas	GER	6.933	5.2		<b>12.133</b>
79	135	CHARI Michalis	CYP	8.500	3.6		<b>12.100</b>
80	183	GRAIKOS Alkinoos Nikolaos	GRE	7.400	4.7		<b>12.100</b>
81	228	WIBYE Harald	NOR	7.666	4.4		<b>12.066</b>
82	171	SKHILADZE Levan	GEO	6.633	5.4		<b>12.033</b>
83	134	KYRIAKOU Neofytos	CYP	7.900	4.1		<b>12.000</b>
84	198	REINHARDSSON Valgard	ISL	8.566	3.4		<b>11.966</b>
85	265	STENBERG Marcus	SWE	7.866	4.1		<b>11.966</b>
86	245	MODOIANU-ZSEDER Toma	ROU	7.466	4.5		<b>11.966</b>
87	208	CASALI Lorenzo Minh	ITA	6.700	5.2		<b>11.900</b>



## Results By Apparatus



Rank	Bib	Name	NOC code	E	D	Penalty	Total
88	109	KRANZLMUELLER Severin	AUT	7.866	4.0		<b>11.866</b>
89	193	CUNNINGHAM Dominick	IRL	7.366	4.5		<b>11.866</b>
90	182	KANELLOS Apostolos	GRE	6.466	5.4		<b>11.866</b>
91	124	PENEV Kevin	BUL	7.200	4.6		<b>11.800</b>
92	129	ZUGEC Mateo	CRO	6.300	5.5		<b>11.800</b>
93	136	BAGO Daniel	CZE	7.766	4.0		<b>11.766</b>
94	128	VLAHEK Jakov	CRO	6.033	5.7		<b>11.733</b>
95	138	KALNY Ondrej	CZE	7.400	4.3		<b>11.700</b>
96	122	TRIFONOV Teodor	BUL	7.200	4.5		<b>11.700</b>
97	180	TSOLAKIDIS Stefanos	GRE	7.366	4.3		<b>11.666</b>
98	229	SPONEVIK Sebastian	NOR	6.966	4.7		<b>11.666</b>
99	221	GRUENBERG Jermain	NED	7.933	3.7		<b>11.633</b>
100	132	GEORGIOU Ilias	CYP	6.933	4.7		<b>11.633</b>
101	113	TIKHONOV Ivan	AZE	6.233	5.4		<b>11.633</b>
102	154	TITOV Pavel	FIN	7.000	4.6		<b>11.600</b>
103	236	CAMPOS Guilherme	POR	8.033	3.5		<b>11.533</b>
104	197	THORISSON Jonas Ingi	ISL	7.733	3.8		<b>11.533</b>
105	243	MARC Razvan-Denis	ROU	7.966	3.5		<b>11.466</b>
106	157	SALADINO Leo	FRA	7.400	4.0		<b>11.400</b>
107	188	KISS Balazs	HUN	6.633	4.7		<b>11.333</b>
108	170	SITCHINAVA Bidzina	GEO	7.300	4.0		<b>11.300</b>
109	257	KASALA Oliver	SVK	6.466	4.8		<b>11.266</b>
110	137	GAGAMOV Jack	CZE	6.533	4.7		<b>11.233</b>
111	121	ZLATANOV Bozhidar	BUL	6.966	4.2		<b>11.166</b>
112	195	GUDMUNDSSON Martin	ISL	7.533	3.6		<b>11.133</b>
113	160	BERNARD Cameron-Lie	FRA	6.400	4.7		<b>11.100</b>
114	153	KIRMES Robert	FIN	5.900	5.2		<b>11.100</b>
115	107	BENDA Alexander	AUT	7.533	3.5		<b>11.033</b>
116	233	GAWRONSKI Sebastian	POL	6.900	4.0		<b>10.900</b>



## Results By Apparatus



Rank	Bib	Name	NOC code	E	D	Penalty	Total
117	226	HEGGEMSNES Sofus	NOR	6.033	4.8		<b>10.833</b>
118	248	HRIBAR Anze	SLO	7.200	3.6		<b>10.800</b>
119	263	SUNDELL William	SWE	5.900	4.9		<b>10.800</b>
120	131	ANGONAS Georgios	CYP	7.266	3.4		<b>10.666</b>
121	204	ZEIDEL Uri	ISR	5.766	4.9		<b>10.666</b>
122	227	KARLSEN Jacob	NOR	6.233	4.4		<b>10.633</b>
123	234	SASNAL Filip	POL	6.666	! 3.9		<b>10.566</b>
124	139	RADOVESNICKY Daniel	CZE	7.200	3.3		<b>10.500</b>
125	262	IDESJOE Karl	SWE	7.266	3.2		<b>10.466</b>
126	120	ALEKSANDROV Yordan	BUL	5.966	4.5		<b>10.466</b>
127	194	HOOTON Niall	IRL	6.100	4.2		<b>10.300</b>
128	218	BRANDENBURGER Quentin	LUX	5.700	4.2		<b>9.900</b>
129	261	IL-SUNG MELANDER Luis	SWE	4.700	4.2		<b>8.900</b>
130	219	CROVETTO Kevin	MON	6.800	! 2.6	-3.00	<b>6.400</b>
131	259	VIDRICKO Peter	SVK	5.766	3.2	-4.00	<b>4.966</b>
	168	ABESADZE Saba	GEO	0.000			<b>DNS</b>
	169	JIMSHELEISHVILI Ioane	GEO	0.000			<b>DNS</b>

**NOTE** The 8 highest ranked participants in the qualifying competition per apparatus will qualify for the apparatus finals. A maximum number of 2 participant(s) per National Federation are allowed in these finals. 3 reserve participant(s) will be nominated for each final. Exclamation sign (!) at Difficulty score informs that score was under inquiry.

### LEGEND

 Pommel horse

**D** Difficulty

**E** Execution





## Results By Apparatus



Rank	Bib	Name	NOC code	E	D	Penalty	Total
1	267	ASIL Adem	TUR	8.733	6.3		<b>15.033 Q</b>
2	103	DAVTYAN Vahagn	ARM	8.800	6.0		<b>14.800 Q</b>
3	163	TULLOCH Courtney	GBR	8.533	6.2		<b>14.733 Q</b>
4	178	PETROUNIAS Eleftherios	GRE	8.433	6.3		<b>14.733 Q</b>
5	101	AVETISYAN Artur	ARM	8.766	5.9		<b>14.666 Q</b>
6	112	SIMONOV Nikita	AZE	8.466	6.2		<b>14.666 Q</b>
7	210	LODADIO Marco	ITA	8.333	6.3		<b>14.633 Q</b>
8	133	PILAKOURIS Sokratis	CYP	8.566	5.9		<b>14.466 Q</b>
9	274	RADIVILOV Igor	UKR	8.300	6.0		<b>14.300 R1</b>
10	270	KOSAK Mehmet Ayberk	TUR	8.200	6.0		<b>14.200 R2</b>
11	148	ZAPATA Rayderley	ESP	8.633	5.5		<b>14.133 R3</b>
12	222	SCHMIDT Casimir	NED	8.566	5.5		<b>14.066</b>
13	242	MUNTEAN Andrei Vasile	ROU	8.600	5.3		<b>13.900</b>
14	167	HEPWORTH Harry	GBR	8.466	5.4		<b>13.866</b>
15	158	PHILIPPE Mathias	FRA	8.366	5.5		<b>13.866</b>
16	253	YUSOF Eddy	SUI	8.233	5.6		<b>13.833</b>
17	144	ABAD Nestor	ESP	8.466	5.3		<b>13.766</b>
18	102	DAVTYAN Artur	ARM	8.933	4.8		<b>13.733</b>
19	273	KOVTUN Illia	UKR	8.433	5.3		<b>13.733</b>
20	205	GULIDOV Pavel	ISR	8.233	5.5		<b>13.733</b>
21	245	MODOIANU-ZSEDER Toma	ROU	7.900	5.8		<b>13.700</b>
22	240	BURTANETE Gabriel	ROU	8.566	5.1		<b>13.666</b>
23	173	TOBA Andreas	GER	8.133	5.5		<b>13.633</b>
24	276	KOLODII Pantely	UKR	8.533	5.0		<b>13.533</b>
25	227	KARLSEN Jacob	NOR	8.033	5.5		<b>13.533</b>
26	207	ABBADINI Yumin	ITA	8.800	4.7		<b>13.500</b>
27	113	TIKHONOV Ivan	AZE	8.200	5.3		<b>13.500</b>
28	132	GEORGIU Ilias	CYP	8.766	4.7		<b>13.466</b>
29	208	CASALI Lorenzo Minh	ITA	8.366	5.1		<b>13.466</b>



## Results By Apparatus



Rank	Bib	Name	NOC code	E	D	Penalty	Total
30	160	BERNARD Cameron-Lie	FRA	8.266	5.2		<b>13.466</b>
31	225	VAN DEN BOOGAARD Nico	NED	7.866	5.6		<b>13.466</b>
32	114	CUYLE Glen	BEL	7.466	6.0		<b>13.466</b>
33	150	KOSKI Elias	FIN	8.533	4.9		<b>13.433</b>
34	271	SENER Kerem	TUR	8.233	5.2		<b>13.433</b>
35	179	ILIOPOULOS Nikolaos	GRE	8.700	4.7		<b>13.400</b>
35	209	LEVANTESI Matteo	ITA	8.700	4.7		<b>13.400</b>
37	262	IDESJOE Karl	SWE	8.866	4.5		<b>13.366</b>
38	121	ZLATANOV Bozhidar	BUL	8.933	4.4		<b>13.333</b>
39	184	MESZAROS Krisztofer	HUN	8.633	4.7		<b>13.333</b>
39	147	VERA Adria	ESP	8.633	4.7		<b>13.333</b>
41	172	DUNKEL Nils	GER	8.033	5.3		<b>13.333</b>
42	117	MARTINEZ Victor	BEL	8.300	5.0		<b>13.300</b>
43	252	LANGENEGGER Florian	SUI	8.666	4.6		<b>13.266</b>
44	188	KISS Balazs	HUN	8.166	5.1		<b>13.266</b>
45	174	KLESSING Nick	GER	7.866	5.4		<b>13.266</b>
46	162	JARMAN Jake	GBR	8.533	4.7		<b>13.233</b>
46	151	KIRMES Oskar	FIN	8.533	4.7		<b>13.233</b>
48	185	BALAZS Krisztian	HUN	8.600	4.6		<b>13.200</b>
49	156	ZONA Jim	FRA	8.500	4.7		<b>13.200</b>
50	165	TOBIN Adam	GBR	8.200	5.0		<b>13.200</b>
51	201	DOLGOPYAT Artem	ISR	8.666	4.5		<b>13.166</b>
51	118	ONOSHIMA Takumi	BEL	8.666	4.5		<b>13.166</b>
53	166	NATHAN Joshua	GBR	8.366	4.8		<b>13.166</b>
54	177	HOSSEINI Milan	GER	8.733	4.4		<b>13.133</b>
55	217	TVOROGAL Robert	LTU	8.633	4.5		<b>13.133</b>
56	152	KANERVA Tarmo	FIN	8.800	4.3		<b>13.100</b>
57	176	BRENDEL Pascal	GER	8.500	4.6		<b>13.100</b>
57	220	DE MUNCK Loran	NED	8.500	4.6		<b>13.100</b>



## Results By Apparatus



Rank	Bib	Name	NOC code	E	D	Penalty	Total
59	202	LIUBIMOV Ilia	ISR	8.866	4.2		<b>13.066</b>
60	187	MOLNAR Botond	HUN	8.666	4.4		<b>13.066</b>
61	149	JIMENEZ Pau	ESP	8.566	4.5		<b>13.066</b>
62	226	HEGGEMSNES Sofus	NOR	8.433	4.6		<b>13.033</b>
63	115	VAN DEN KEYBUS Luka	BEL	8.700	4.3		<b>13.000</b>
64	109	KRANZLMUELLER Severin	AUT	8.600	4.4		<b>13.000</b>
65	255	KRATTER Moreno	SUI	8.500	4.5		<b>13.000</b>
65	275	STELMAKH Radomyr	UKR	8.500	4.5		<b>13.000</b>
67	108	MATIEV Askhab	AUT	8.866	4.1		<b>12.966</b>
68	204	ZEIDEL Uri	ISR	8.266	4.7		<b>12.966</b>
69	215	CHASAZYROVAS Gytis	LTU	8.233	4.7		<b>12.933</b>
69	157	SALADINO Leo	FRA	8.233	4.7		<b>12.933</b>
71	249	VEFIC Petar	SRB	8.800	4.1		<b>12.900</b>
72	124	PENEV Kevin	BUL	8.300	4.6		<b>12.900</b>
73	145	DIALLO Thierno	ESP	8.200	4.7		<b>12.900</b>
74	258	NEMCOVIC Matej	SVK	7.933	4.9		<b>12.833</b>
75	216	KUZMICKAS Tomas	LTU	8.700	4.1		<b>12.800</b>
76	247	BUCKLEY Kevin George	SLO	8.500	4.3		<b>12.800</b>
76	110	RUDY Ricardo	AUT	8.500	4.3		<b>12.800</b>
76	228	WIBYE Harald	NOR	8.500	4.3		<b>12.800</b>
79	265	STENBERG Marcus	SWE	8.400	4.4		<b>12.800</b>
80	221	GRUENBERG Jermain	NED	8.566	4.2		<b>12.766</b>
81	181	TANTALIDIS Antonios	GRE	8.800	3.9		<b>12.700</b>
82	104	KHACHIKYAN Gagik	ARM	8.600	4.1		<b>12.700</b>
83	236	CAMPOS Guilherme	POR	8.500	4.2		<b>12.700</b>
83	238	NOGUEIRA Jose	POR	8.500	4.2		<b>12.700</b>
85	241	BURTANETE Robert	ROU	8.400	4.3		<b>12.700</b>
85	224	RAMSAHAI Yazz	NED	8.400	4.3		<b>12.700</b>
87	269	ONDER Ahmet	TUR	7.900	4.8		<b>12.700</b>



## Results By Apparatus



Rank	Bib	Name	NOC code	E	D	Penalty	Total
88	131	ANGONAS Georgios	CYP	8.466	4.2		<b>12.666</b>
88	234	SASNAL Filip	POL	8.466	4.2		<b>12.666</b>
90	136	BAGO Daniel	CZE	8.533	4.1		<b>12.633</b>
91	120	ALEKSANDROV Yordan	BUL	8.033	4.6		<b>12.633</b>
92	233	GAWRONSKI Sebastian	POL	7.633	5.0		<b>12.633</b>
93	243	MARC Razvan-Denis	ROU	7.200	5.4		<b>12.600</b>
94	200	GUNNARSSON Jon	ISL	6.866	5.7		<b>12.566</b>
95	218	BRANDENBURGER Quentin	LUX	8.333	4.2		<b>12.533</b>
96	199	DAVIDSSON Agust Ingi	ISL	8.133	4.4		<b>12.533</b>
97	122	TRIFONOV Teodor	BUL	7.933	4.5		<b>12.433</b>
98	248	HRIBAR Anze	SLO	8.166	4.2		<b>12.366</b>
98	230	SKOGVANG Peder	NOR	8.166	4.2		<b>12.366</b>
100	261	IL-SUNG MELANDER Luis	SWE	6.866	5.5		<b>12.366</b>
101	251	SEIFERT Noe	SUI	7.333	5.0		<b>12.333</b>
102	193	CUNNINGHAM Dominick	IRL	7.466	4.8		<b>12.266</b>
103	219	CROVETTO Kevin	MON	8.433	3.8		<b>12.233</b>
104	135	CHARI Michalis	CYP	7.633	4.6		<b>12.233</b>
105	260	OTRESHKO Volodymyr	SVK	8.400	3.8		<b>12.200</b>
106	232	GARNCZAREK Kacper	POL	8.100	4.1		<b>12.200</b>
107	153	KIRMES Robert	FIN	6.900	5.3		<b>12.200</b>
108	213	PLATE Ricards	LAT	8.233	3.9		<b>12.133</b>
109	198	REINHARDSSON Valgard	ISL	7.800	4.3		<b>12.100</b>
110	246	BOJANC Luka	SLO	6.700	5.4		<b>12.100</b>
111	171	SKHILADZE Levan	GEO	8.066	4.0		<b>12.066</b>
112	195	GUDMUNDSSON Martin	ISL	7.966	4.1		<b>12.066</b>
113	192	STEELE Adam	IRL	8.400	3.6		<b>12.000</b>
114	257	KASALA Oliver	SVK	7.966	4.0		<b>11.966</b>
115	140	POSPISIL Martin	CZE	8.100	3.8		<b>11.900</b>
116	137	GAGAMOV Jack	CZE	7.700	4.2		<b>11.900</b>



## Results By Apparatus



Rank	Bib	Name	NOC code	E	D	Penalty	Total
117	107	BENDA Alexander	AUT	7.566	4.3		<b>11.866</b>
118	196	OLAFSSON Dagur Kari	ISL	8.033	3.8		<b>11.833</b>
119	116	GENTGES Maxime	BEL	7.233	4.6		<b>11.833</b>
120	139	RADOVESNICKY Daniel	CZE	8.000	3.7		<b>11.700</b>
121	264	LENBERG Joakim	SWE	7.600	4.1		<b>11.700</b>
122	259	VIDRICKO Peter	SVK	7.800	3.8		<b>11.600</b>
123	194	HOOTON Niall	IRL	7.933	3.6		<b>11.533</b>
124	170	SITCHINAVA Bidzina	GEO	8.200	3.3		<b>11.500</b>
125	180	TSOLAKIDIS Stefanos	GRE	7.266	4.2		<b>11.466</b>
	168	ABESADZE Saba	GEO	0.000			<b>DNS</b>
	125	BENOVIC Aurel	CRO	0.000			<b>DNS</b>
	169	JIMSHELEISHVILI Ioane	GEO	0.000			<b>DNS</b>
	126	SRBIC Tin	CRO	0.000			<b>DNS</b>
	128	VLAHEK Jakov	CRO	0.000			<b>DNS</b>

**NOTE** The 8 highest ranked participants in the qualifying competition per apparatus will qualify for the apparatus finals. A maximum number of 2 participant(s) per National Federation are allowed in these finals. 3 reserve participant(s) will be nominated for each final.

### LEGEND

 Rings

**D** Difficulty

**E** Execution



## Results By Apparatus

### ⌚

Rank	Bib	Name	NOC	Vault	E	D	Penalty	Vault Score	Total
1	102	DAVTYAN Artur	ARM	1	9.400	5.6		15.000	<b>15.066 Q</b>
				2	9.533	5.6		15.133	
2	162	JARMAN Jake	GBR	1	8.766	6.0		14.766	<b>14.883 Q</b>
				2	9.400	5.6		15.000	
3	167	HEPWORTH Harry	GBR	1	9.400	5.6		15.000	<b>14.850 Q</b>
				2	9.100	5.6		14.700	
4	240	BURTANETE Gabriel	ROU	1	9.100	5.6	-0.10	14.600	<b>14.700 Q</b>
				2	9.200	5.6		14.800	
5	274	RADIVILOV Igor	UKR	1	8.933	5.6		14.533	<b>14.666 Q</b>
				2	9.200	5.6		14.800	
6	233	GAWRONSKI	POL	1	9.200	5.2		14.400	<b>14.483 Q</b>
				2	8.966	5.6		14.566	
7	267	ASIL Adem	TUR	1	9.066	6.0	-0.10	14.966	<b>14.433 Q</b>
				2	9.100	4.8		13.900	
8	256	GIUBELLINI Luca	SUI	1	9.000	5.6	-0.10	14.500	<b>14.366 Q</b>
				2	9.033	5.2		14.233	
9	138	KALNY Ondrej	CZE	1	9.233	5.2		14.433	<b>14.366 R1</b>
				2	9.100	5.2		14.300	
10	157	SALADINO Leo	FRA	1	8.933	5.6	-0.10	14.433	<b>14.316 R2</b>
				2	9.000	5.2		14.200	
11	148	ZAPATA Rayderley	ESP	1	9.000	5.6		14.600	<b>14.166 R3</b>
				2	8.933	4.8		13.733	
12	229	SPONEVIK	NOR	1	9.100	5.2		14.300	<b>14.166</b>
				2	8.833	5.2		14.033	
13	174	KLESSING Nick	GER	1	9.066	5.2		14.266	<b>14.133</b>
				2	9.200	4.8		14.000	



## Results By Apparatus

### ⌚

Rank	Bib	Name	NOC	Vault	E	D	Penalty	Vault Score	Total
14	134	KYRIAKOU Neofytos	CYP	1	9.166	5.2		14.366	<b>14.116</b>
				2	9.066	4.8		13.866	
15	193	CUNNINGHAM	IRL	1	9.033	5.2		14.233	<b>14.083</b>
				2	9.133	4.8		13.933	
16	121	ZLATANOV Bozhidar	BUL	1	9.000	5.2		14.200	<b>14.083</b>
				2	9.166	4.8		13.966	
17	149	JIMENEZ Pau	ESP	1	8.100	5.6	-0.30	13.400	<b>13.900</b>
				2	9.200	5.2		14.400	
18	163	TULLOCH Courtney	GBR	1	7.900	6.0		13.900	<b>13.683</b>
				2	7.866	5.6		13.466	
19	234	SASNAL Filip	POL	1	9.033	4.8	-0.10	13.733	<b>13.549</b>
				2	8.466	5.2	-0.30	13.366	
20	125	BENOVIC Aurel	CRO	1	8.000	5.6	-0.40	13.200	<b>13.466</b>
				2	8.633	5.2	-0.10	13.733	
21	206	MEDVEDEV Andrey	ISR	1	7.900	5.6	-0.10	13.400	<b>13.450</b>
				2	7.900	5.6		13.500	
22	231	STENE Nore	NOR	1	8.866	4.8		13.666	<b>13.249</b>
				2	8.933	4.0	-0.10	12.833	
23	104	KHACHIKYAN Gagik	ARM	1	8.766	4.8	-0.10	13.466	<b>13.133</b>
				2	8.900	4.0	-0.10	12.800	
24	213	PLATE Ricards	LAT	1	9.033	4.0		13.033	<b>13.033</b>
				2	9.033	4.0		13.033	
	155	KARSIKAS Akseli	FIN	1	7.700	5.2		12.900	<b>DNF</b>
				2				DNS	
	123	PENEV Eddie	BUL	1	9.066	5.2		14.266	<b>DNF</b>
				2				DNS	



## Results By Apparatus



Rank	Bib	Name	NOC code	E	D	Penalty	Total
1	268	ARICAN Ferhat	TUR	8.600	6.5		<b>15.100 Q</b>
2	273	KOVTUN Illia	UKR	8.600	6.3		<b>14.900 Q</b>
3	209	LEVANTESI Matteo	ITA	8.533	6.2		<b>14.733 Q</b>
4	251	SEIFERT Noe	SUI	8.400	6.3		<b>14.700 Q</b>
5	145	DIALLO Thierno	ESP	8.300	6.4		<b>14.700 Q</b>
6	242	MUNTEAN Andrei Vasile	ROU	8.733	5.9		<b>14.633 Q</b>
7	160	BERNARD Cameron-Lie	FRA	8.600	5.8		<b>14.400 Q</b>
8	162	JARMAN Jake	GBR	8.500	5.9		<b>14.400 Q</b>
8	253	YUSOF Eddy	SUI	8.500	5.9		<b>14.400 Q</b>
10	254	SERHANI Taha	SUI	8.700	5.6		<b>14.300</b>
11	228	WIBYE Harald	NOR	8.866	5.4		<b>14.266 R1</b>
12	176	BRENDEL Pascal	GER	8.500	5.7		<b>14.200 R2</b>
13	158	PHILIPPE Mathias	FRA	8.100	6.1		<b>14.200 R3</b>
14	208	CASALI Lorenzo Minh	ITA	8.533	5.6		<b>14.133</b>
15	157	SALADINO Leo	FRA	8.400	5.7		<b>14.100</b>
16	175	KOCHAN Lucas	GER	8.500	5.5		<b>14.000</b>
17	267	ASIL Adem	TUR	8.400	5.6		<b>14.000</b>
18	172	DUNKEL Nils	GER	8.300	5.7		<b>14.000</b>
19	116	GENTGES Maxime	BEL	8.466	5.5		<b>13.966</b>
20	220	DE MUNCK Loran	NED	8.366	5.6		<b>13.966</b>
21	211	MACCHIATI Mario	ITA	8.166	5.8		<b>13.966</b>
22	240	BURTANETE Gabriel	ROU	8.933	5.0		<b>13.933</b>
23	144	ABAD Nestor	ESP	8.100	5.8		<b>13.900</b>
24	120	ALEKSANDROV Yordan	BUL	8.133	5.7		<b>13.833</b>
25	184	MESZAROS Krisztofer	HUN	7.633	6.2		<b>13.833</b>
26	119	KUAVITA Noah	BEL	8.400	5.4		<b>13.800</b>
27	222	SCHMIDT Casimir	NED	8.300	5.5		<b>13.800</b>
28	180	TSOLAKIDIS Stefanos	GRE	7.766	6.0		<b>13.766</b>
29	204	ZEIDEL Uri	ISR	8.666	5.0		<b>13.666</b>





## Results By Apparatus



Rank	Bib	Name	NOC code	E	D	Penalty	Total
30	241	BURTANETE Robert	ROU	8.733	4.9		<b>13.633</b>
31	115	VAN DEN KEYBUS Luka	BEL	8.633	5.0		<b>13.633</b>
32	102	DAVTYAN Artur	ARM	9.100	4.5		<b>13.600</b>
33	226	HEGGEMSNES Sofus	NOR	8.366	5.2		<b>13.566</b>
33	257	KASALA Oliver	SVK	8.366	5.2		<b>13.566</b>
35	117	MARTINEZ Victor	BEL	8.166	5.4		<b>13.566</b>
36	233	GAWRONSKI Sebastian	POL	8.633	4.9		<b>13.533</b>
37	271	SENER Kerem	TUR	8.333	5.5	-0.30	<b>13.533</b>
38	262	IDESJOE Karl	SWE	8.033	5.5		<b>13.533</b>
38	150	KOSKI Elias	FIN	8.033	5.5		<b>13.533</b>
40	207	ABBADINI Yumin	ITA	8.200	5.3		<b>13.500</b>
41	205	GULIDOV Pavel	ISR	8.466	5.0		<b>13.466</b>
42	187	MOLNAR Botond	HUN	8.366	5.1		<b>13.466</b>
43	272	BULUT Hasan	TUR	8.400	5.0		<b>13.400</b>
44	173	TOBA Andreas	GER	8.100	5.3		<b>13.400</b>
45	201	DOLGOPYAT Artem	ISR	8.333	5.3	-0.30	<b>13.333</b>
46	252	LANGENEGGER Florian	SUI	7.833	5.5		<b>13.333</b>
47	163	TULLOCH Courtney	GBR	7.733	5.6		<b>13.333</b>
48	151	KIRMES Oskar	FIN	8.300	5.0		<b>13.300</b>
49	153	KIRMES Robert	FIN	8.166	5.1		<b>13.266</b>
50	179	ILIOPOULOS Nikolaos	GRE	8.066	5.2		<b>13.266</b>
51	108	MATIEV Askhab	AUT	9.000	4.2		<b>13.200</b>
52	243	MARC Razvan-Denis	ROU	8.000	5.2		<b>13.200</b>
53	185	BALAZS Krisztian	HUN	7.300	5.9		<b>13.200</b>
54	121	ZLATANOV Bozhidar	BUL	7.200	6.0		<b>13.200</b>
55	181	TANTALIDIS Antonios	GRE	9.166	4.0		<b>13.166</b>
56	113	TIKHONOV Ivan	AZE	8.233	4.9		<b>13.133</b>
57	166	NATHAN Joshua	GBR	7.633	5.5		<b>13.133</b>
58	234	SASNAL Filip	POL	8.866	4.2		<b>13.066</b>



## Results By Apparatus



Rank	Bib	Name	NOC code	E	D	Penalty	Total
59	238	NOGUEIRA Jose	POR	8.933	4.1		<b>13.033</b>
60	216	KUZMICKAS Tomas	LTU	8.233	4.8		<b>13.033</b>
61	232	GARNCZAREK Kacper	POL	8.133	4.9		<b>13.033</b>
62	196	OLAFSSON Dagur Kari	ISL	8.300	4.7		<b>13.000</b>
63	217	TVOROGAL Robert	LTU	7.100	5.9		<b>13.000</b>
64	131	ANGONAS Georgios	CYP	8.166	4.8		<b>12.966</b>
65	269	ONDER Ahmet	TUR	6.966	6.0		<b>12.966</b>
66	135	CHARI Michalis	CYP	8.733	4.2		<b>12.933</b>
67	249	VEFIC Petar	SRB	7.933	5.0		<b>12.933</b>
68	165	TOBIN Adam	GBR	7.033	5.9		<b>12.933</b>
69	265	STENBERG Marcus	SWE	8.500	4.4		<b>12.900</b>
70	199	DAVIDSSON Agust Ingi	ISL	8.466	4.4		<b>12.866</b>
71	236	CAMPOS Guilherme	POR	9.033	3.8		<b>12.833</b>
72	147	VERA Adria	ESP	8.000	4.8		<b>12.800</b>
73	139	RADOVESNICKY Daniel	CZE	7.800	5.0		<b>12.800</b>
74	104	KHACHIKYAN Gagik	ARM	8.466	4.3		<b>12.766</b>
75	229	SPONEVIK Sebastian	NOR	8.066	4.7		<b>12.766</b>
76	248	HRIBAR Anze	SLO	8.833	3.9		<b>12.733</b>
77	215	CHASAZYROVAS Gytis	LTU	8.733	4.0		<b>12.733</b>
78	260	OTRESHKO Volodymyr	SVK	8.133	4.6		<b>12.733</b>
79	155	KARSIKAS Akseli	FIN	7.933	4.8		<b>12.733</b>
80	132	GEORGIU Ilias	CYP	7.533	5.2		<b>12.733</b>
81	169	JIMSHELEISHVILI Ioane	GEO	8.300	4.4		<b>12.700</b>
81	213	PLATE Ricards	LAT	8.300	4.4		<b>12.700</b>
83	136	BAGO Daniel	CZE	8.333	4.3		<b>12.633</b>
84	202	LIUBIMOV Ilia	ISR	7.800	4.8		<b>12.600</b>
85	110	RUDY Ricardo	AUT	8.266	4.3		<b>12.566</b>
86	188	KISS Balazs	HUN	8.233	4.3		<b>12.533</b>
87	146	CARRION CARO Daniel	ESP	7.633	4.9		<b>12.533</b>



## Results By Apparatus



Rank	Bib	Name	NOC code	E	D	Penalty	Total
88	275	STELMAKH Radomyr	UKR	7.100	5.4		<b>12.500</b>
89	258	NEMCOVIC Matej	SVK	8.166	4.3		<b>12.466</b>
90	198	REINHARDSSON Valgard	ISL	7.600	4.8		<b>12.400</b>
91	192	STEELE Adam	IRL	7.300	5.1		<b>12.400</b>
92	134	KYRIAKOU Neofytos	CYP	8.166	4.2		<b>12.366</b>
93	140	POSPISIL Martin	CZE	8.533	3.8		<b>12.333</b>
94	221	GRUENBERG Jermain	NED	7.233	5.1		<b>12.333</b>
95	195	GUDMUNDSSON Martin	ISL	8.300	3.9		<b>12.200</b>
96	193	CUNNINGHAM Dominick	IRL	7.066	5.1		<b>12.166</b>
97	137	GAGAMOV Jack	CZE	8.233	3.9		<b>12.133</b>
98	223	HUERNINK Luuk	NED	7.433	4.7		<b>12.133</b>
99	168	ABESADZE Saba	GEO	7.566	4.5		<b>12.066</b>
100	259	VIDRICKO Peter	SVK	8.333	3.7		<b>12.033</b>
101	109	KRANZLMUELLER Severin	AUT	7.233	4.8		<b>12.033</b>
102	107	BENDA Alexander	AUT	7.200	4.8		<b>12.000</b>
103	227	KARLSEN Jacob	NOR	7.966	3.9		<b>11.866</b>
104	124	PENEV Kevin	BUL	7.266	4.6		<b>11.866</b>
105	277	MELNYKOV Mykyta	UKR	6.166	5.7		<b>11.866</b>
106	159	DESANGES Lucas	FRA	6.766	5.0		<b>11.766</b>
107	170	SITCHINAVA Bidzina	GEO	7.500	4.2		<b>11.700</b>
108	218	BRANDENBURGER Quentin	LUX	7.166	4.5		<b>11.666</b>
109	276	KOLODII Pantely	UKR	7.133	4.5		<b>11.633</b>
110	122	TRIFONOV Teodor	BUL	7.000	4.3		<b>11.300</b>
111	264	LENBERG Joakim	SWE	6.900	4.4		<b>11.300</b>
112	171	SKHILADZE Levan	GEO	6.766	4.5		<b>11.266</b>
113	194	HOOTON Niall	IRL	6.300	4.5		<b>10.800</b>
114	247	BUCKLEY Kevin George	SLO	6.433	4.2		<b>10.633</b>
115	219	CROVETTO Kevin	MON	6.766	3.5		<b>10.266</b>
116	261	IL-SUNG MELANDER Luis	SWE	4.400	4.7		<b>9.100</b>



## Results By Apparatus



Rank	Bib	Name	NOC code	E	D	Penalty	Total
117	182	KANELLOS Apostolos	GRE	8.100	3.1	-4.00	<b>7.200</b>
	127	UDE Filip	CRO	0.000			<b>DNS</b>
	128	VLAHEK Jakov	CRO	0.000			<b>DNS</b>
	129	ZUGEC Mateo	CRO	0.000			<b>DNS</b>

**NOTE** The 8 highest ranked participants in the qualifying competition per apparatus will qualify for the apparatus finals. A maximum number of 2 participant(s) per National Federation are allowed in these finals. 3 reserve participant(s) will be nominated for each final.

### LEGEND

 Parallel bars

**D** Difficulty

**E** Execution



## Results By Apparatus



Rank	Bib	Name	NOC code	E	D	Penalty	Total
1	212	MACCHINI Carlo	ITA	8.133	6.1		<b>14.233 Q</b>
2	273	KOVTUN Illia	UKR	8.300	5.7		<b>14.000 Q</b>
3	126	SRBIC Tin	CRO	8.466	5.5		<b>13.966 Q</b>
4	185	BALAZS Krisztian	HUN	8.366	5.5		<b>13.866 Q</b>
5	144	ABAD Nestor	ESP	8.433	5.3		<b>13.733 Q</b>
6	217	TVOROGAL Robert	LTU	8.200	5.5		<b>13.700 Q</b>
7	184	MESZAROS Krisztofer	HUN	8.100	5.6		<b>13.700 Q</b>
8	226	HEGGEMSNES Sofus	NOR	8.200	5.3		<b>13.500 Q</b>
9	116	GENTGES Maxime	BEL	8.000	5.5		<b>13.500 R1</b>
10	189	VECSERNYES David	HUN	7.700	5.8		<b>13.500</b>
11	208	CASALI Lorenzo Minh	ITA	8.100	5.3		<b>13.400 R2</b>
12	209	LEVANTESI Matteo	ITA	8.000	5.4		<b>13.400</b>
13	158	PHILIPPE Mathias	FRA	7.766	5.6		<b>13.366 R3</b>
14	255	KRATTER Moreno	SUI	7.666	5.7		<b>13.366</b>
15	166	NATHAN Joshua	GBR	8.233	5.1		<b>13.333</b>
16	269	ONDER Ahmet	TUR	7.666	5.6		<b>13.266</b>
17	162	JARMAN Jake	GBR	8.433	4.8		<b>13.233</b>
17	202	LIUBIMOV Ilia	ISR	8.433	4.8		<b>13.233</b>
17	271	SENER Kerem	TUR	8.433	4.8		<b>13.233</b>
20	275	STELMAKH Radomyr	UKR	8.033	5.2		<b>13.233</b>
21	267	ASIL Adem	TUR	8.500	4.7		<b>13.200</b>
22	176	BRENDEL Pascal	GER	8.200	5.0		<b>13.200</b>
23	222	SCHMIDT Casimir	NED	8.000	5.2		<b>13.200</b>
23	165	TOBIN Adam	GBR	8.000	5.2		<b>13.200</b>
25	211	MACCHIATI Mario	ITA	8.266	4.9		<b>13.166</b>
26	250	DEJANOVIC Ivan	SRB	8.166	5.0		<b>13.166</b>
27	188	KISS Balazs	HUN	8.066	5.1		<b>13.166</b>
28	173	TOBA Andreas	GER	7.466	5.7		<b>13.166</b>
29	159	DESANGES Lucas	FRA	7.833	5.3		<b>13.133</b>



## Results By Apparatus



Rank	Bib	Name	NOC code	E	D	Penalty	Total
29	156	ZONA Jim	FRA	7.833	5.3		<b>13.133</b>
31	143	BUUS Jacob	DEN	8.433	4.6		<b>13.033</b>
32	252	LANGENEGGER Florian	SUI	8.500	4.5		<b>13.000</b>
32	230	SKOGVANG Peder	NOR	8.500	4.5		<b>13.000</b>
34	221	GRUENBERG Jermain	NED	8.000	5.0		<b>13.000</b>
34	150	KOSKI Elias	FIN	8.000	5.0		<b>13.000</b>
36	145	DIALLO Thierno	ESP	7.800	5.2		<b>13.000</b>
37	204	ZEIDEL Uri	ISR	8.500	4.4		<b>12.900</b>
38	151	KIRMES Oskar	FIN	8.300	4.6		<b>12.900</b>
39	187	MOLNAR Botond	HUN	8.200	4.7		<b>12.900</b>
40	113	TIKHONOV Ivan	AZE	7.800	5.1		<b>12.900</b>
41	179	ILIOPOULOS Nikolaos	GRE	7.700	5.2		<b>12.900</b>
42	117	MARTINEZ Victor	BEL	8.266	4.6		<b>12.866</b>
43	232	GARNCZAREK Kacper	POL	8.066	4.8		<b>12.866</b>
44	134	KYRIAKOU Neofytos	CYP	7.966	4.9		<b>12.866</b>
44	157	SALADINO Leo	FRA	7.966	4.9		<b>12.866</b>
46	120	ALEKSANDROV Yordan	BUL	7.766	5.1		<b>12.866</b>
47	268	ARICAN Ferhat	TUR	8.433	4.4		<b>12.833</b>
48	201	DOLGOPYAT Artem	ISR	8.133	4.7		<b>12.833</b>
49	132	GEORGIOU Ilias	CYP	7.533	5.3		<b>12.833</b>
50	242	MUNTEAN Andrei Vasile	ROU	8.400	4.4		<b>12.800</b>
51	172	DUNKEL Nils	GER	7.900	4.9		<b>12.800</b>
52	115	VAN DEN KEYBUS Luka	BEL	7.400	5.4		<b>12.800</b>
53	164	WHITEHOUSE Luke	GBR	8.233	4.5		<b>12.733</b>
54	109	KRANZLMUELLER Severin	AUT	8.000	4.7		<b>12.700</b>
55	153	KIRMES Robert	FIN	7.800	4.9		<b>12.700</b>
56	244	TARCA Nicholas	ROU	8.166	4.5		<b>12.666</b>
57	147	VERA Adria	ESP	7.666	5.0		<b>12.666</b>
58	196	OLAFSSON Dagur Kari	ISL	8.633	4.0		<b>12.633</b>



## Results By Apparatus



Rank	Bib	Name	NOC code	E	D	Penalty	Total
59	108	MATIEV Askhab	AUT	8.300	4.3		<b>12.600</b>
60	223	HUERNINK Luuk	NED	8.000	4.6		<b>12.600</b>
61	155	KARSIKAS Akseli	FIN	7.900	4.7		<b>12.600</b>
62	262	IDESJOE Karl	SWE	7.700	4.9		<b>12.600</b>
63	251	SEIFERT Noe	SUI	7.100	5.5		<b>12.600</b>
64	102	DAVTYAN Artur	ARM	8.366	4.1		<b>12.466</b>
65	228	WIBYE Harald	NOR	7.566	4.9		<b>12.466</b>
66	203	MYAKININ Alexander	ISR	7.166	5.3		<b>12.466</b>
67	254	SERHANI Taha	SUI	6.966	5.5		<b>12.466</b>
68	238	NOGUEIRA Jose	POR	8.033	4.4		<b>12.433</b>
69	265	STENBERG Marcus	SWE	7.933	4.5		<b>12.433</b>
70	131	ANGONAS Georgios	CYP	7.633	4.8		<b>12.433</b>
71	192	STEELE Adam	IRL	8.300	4.1		<b>12.400</b>
72	249	VEFIC Petar	SRB	8.000	4.4		<b>12.400</b>
73	137	GAGAMOV Jack	CZE	7.966	4.4		<b>12.366</b>
73	139	RADOVESNICKY Daniel	CZE	7.966	4.4		<b>12.366</b>
73	198	REINHARDSSON Valgard	ISL	7.966	4.4		<b>12.366</b>
76	233	GAWRONSKI Sebastian	POL	7.666	4.7		<b>12.366</b>
77	119	KUAVITA Noah	BEL	6.766	5.6		<b>12.366</b>
78	227	KARLSEN Jacob	NOR	8.333	4.0		<b>12.333</b>
79	257	KASALA Oliver	SVK	7.933	4.4		<b>12.333</b>
80	272	BULUT Hasan	TUR	7.833	4.5		<b>12.333</b>
81	216	KUZMICKAS Tomas	LTU	7.633	4.7		<b>12.333</b>
82	218	BRANDENBURGER Quentin	LUX	8.400	3.9		<b>12.300</b>
83	136	BAGO Daniel	CZE	8.033	4.2		<b>12.233</b>
84	146	CARRION CARO Daniel	ESP	7.833	4.4		<b>12.233</b>
84	124	PENEV Kevin	BUL	7.833	4.4		<b>12.233</b>
86	247	BUCKLEY Kevin George	SLO	7.733	4.5		<b>12.233</b>
87	195	GUDMUNDSSON Martin	ISL	8.000	4.2		<b>12.200</b>



## Results By Apparatus



Rank	Bib	Name	NOC code	E	D	Penalty	Total
88	219	CROVETTO Kevin	MON	7.866	4.3		<b>12.166</b>
89	213	PLATE Ricards	LAT	7.366	4.8		<b>12.166</b>
90	207	ABBADINI Yumin	ITA	6.833	5.3		<b>12.133</b>
91	104	KHACHIKYAN Gagik	ARM	8.400	3.7		<b>12.100</b>
92	135	CHARI Michalis	CYP	8.100	4.0		<b>12.100</b>
93	240	BURTANETE Gabriel	ROU	8.000	4.1		<b>12.100</b>
94	245	MODOIANU-ZSEDER Toma	ROU	7.266	4.8		<b>12.066</b>
95	248	HRIBAR Anze	SLO	7.766	4.2		<b>11.966</b>
96	234	SASNAL Filip	POL	7.566	4.4		<b>11.966</b>
97	236	CAMPOS Guilherme	POR	7.633	4.3		<b>11.933</b>
98	107	BENDA Alexander	AUT	7.133	4.8		<b>11.933</b>
99	261	IL-SUNG MELANDER Luis	SWE	8.266	3.6		<b>11.866</b>
100	183	GRAIKOS Alkinoos Nikolaos	GRE	7.466	4.4		<b>11.866</b>
101	193	CUNNINGHAM Dominick	IRL	6.966	4.9		<b>11.866</b>
102	110	RUDY Ricardo	AUT	7.533	4.1		<b>11.633</b>
103	277	MELNYKOV Mykyta	UKR	6.333	5.3		<b>11.633</b>
104	243	MARC Razvan-Denis	ROU	7.000	4.6		<b>11.600</b>
105	170	SITCHINAVA Bidzina	GEO	7.766	3.8		<b>11.566</b>
106	224	RAMSAHAI Yazz	NED	6.866	4.7		<b>11.566</b>
107	194	HOOTON Niall	IRL	7.733	3.8		<b>11.533</b>
108	215	CHASAZYROVAS Gytis	LTU	7.300	4.1		<b>11.400</b>
109	122	TRIFONOV Teodor	BUL	6.800	4.6		<b>11.400</b>
110	259	VIDRICKO Peter	SVK	7.433	3.9		<b>11.333</b>
111	140	POSPISIL Martin	CZE	7.233	4.1		<b>11.333</b>
112	258	NEMCOVIC Matej	SVK	7.500	3.8		<b>11.300</b>
113	260	OTRESHKO Volodymyr	SVK	8.266	3.0		<b>11.266</b>
114	121	ZLATANOV Bozhidar	BUL	6.966	4.3		<b>11.266</b>
115	199	DAVIDSSON Agust Ingi	ISL	7.966	3.2		<b>11.166</b>
116	169	JIMSHELEISHVILI Ioane	GEO	7.166	4.0		<b>11.166</b>





## Results By Apparatus



Rank	Bib	Name	NOC code	E	D	Penalty	Total
117	175	KOCHAN Lucas	GER	6.100	5.0		<b>11.100</b>
118	171	SKHILADZE Levan	GEO	7.100	3.9		<b>11.000</b>
119	181	TANTALIDIS Antonios	GRE	6.866	4.1		<b>10.966</b>
120	264	LENBERG Joakim	SWE	7.333	3.4		<b>10.733</b>
121	276	KOLODII Pantely	UKR	5.966	4.5		<b>10.466</b>
122	182	KANELLOS Apostolos	GRE	5.766	4.7		<b>10.466</b>
123	231	STENE Nore	NOR	5.366	4.3		<b>9.666</b>
124	180	TSOLAKIDIS Stefanos	GRE	5.833	3.7		<b>9.533</b>
	128	VLAHEK Jakov	CRO	0.000			<b>DNS</b>
	129	ZUGEC Mateo	CRO	0.000			<b>DNS</b>

**NOTE** The 8 highest ranked participants in the qualifying competition per apparatus will qualify for the apparatus finals. A maximum number of 2 participant(s) per National Federation are allowed in these finals. 3 reserve participant(s) will be nominated for each final.

### LEGEND

 Horizontal bar

**D** Difficulty

**E** Execution