















Team Results

Rank	Name	NOC Code													SJ Pen	Total					
			D E	Total Rk. Pen.	D E	Total Rk. Pen.	D E	Total Rk. Pen.	D E	Total Rk. Pen.	D E	Total Rk. Pen.	D E	Total Rk. Pen.							
1	Great Britain	GBR	25.500		26.700		26.050		28.550		26.950		25.500			159.250					
	NISCOVEANU Alex		4.8	13.400	4	4.7	13.300	8	4.3	12.950	13					39.650					
	RUSHWORTH Jonas		4.3	12.100	42	4.5	13.400	7	3.9	13.100	3	4.8	14.200	4	4.9	13.650	2	4.1	12.800	10	79.250
	SCOTT Sol		7.900	0.100		8.900		9.200				4.8	14.350	2	4.2	13.300	4	3.8	12.700	14	40.350
									9.550		9.100				8.900						
2	Italy	ITA	26.450		25.550		26.250		28.650		25.100		26.300			158.300					
	BERETTERA Manuel		5.0	12.800	22	4.4	12.750	14				4.8	13.950	10			4.4	13.200	2	52.700	
	BRUGNAMI Tommaso		5.0	13.650	1			4.3	13.100	5	5.2	14.700	1	4.1	12.850	15				54.300	
	VAZZOLA Diego					4.5	12.800	13	4.1	13.150	2				4.7	12.250	38	4.1	13.100	5	51.300
						8.300		9.050				7.550		9.000							
3	Armenia	ARM	26.200		27.650		26.750		26.450		24.800		24.650			156.500					
	GYULUMYAN Robert		4.5	13.250	5							4.0	13.150	30						26.400	
	KHACHATRYAN Mamikon		4.0	12.950	15	5.4	14.150	3	3.9	13.050	7	4.0	13.300	24	3.9	12.800	19	3.4	12.400	21	78.650
	MANUKYAN Hamlet					5.2	13.500	6	4.4	13.700	1				4.3	12.000	56	3.3	12.250	27	51.450
						8.300		9.300				7.700		8.950							









Team Results

Rank	Name	NOC Code													SJ Pen	Total
			D E	Total Rk. Pen.	D E	Total Rk. Pen.	D E	Total Rk. Pen.	D E	Total Rk. Pen.	D E	Total Rk. Pen.	D E	Total Rk. Pen.		
4	France	FRA	27.050		25.050		25.750		27.950		24.900		25.700			156.400
	MANSARD Anthony		5.0 8.550	13.550 2	3.6 7.800	11.400 49	4.4 8.700	13.100 6	5.2 8.850	13.950 13	4.4 7.500	11.900 60	4.7 8.750	13.450 1		77.350
	SAKOUHI Nael					4.2 8.450	12.650 25	4.8 9.300	14.000 8	4.1 8.900	13.000 9					39.650
	BRECHE Elias		4.5 9.000	13.500 3	4.7 8.950	13.650 4							4.2 8.050	12.250 28		39.400
5	Germany	GER	25.050		25.950		25.600		27.200		26.400		25.600			155.800
	EDER Jonas		4.2 8.050	12.250 38	4.8 8.450	13.250 9	4.0 8.700	12.700 21	4.8 8.800	13.600 18	4.5 9.150	13.650 1				65.450
	GLAESER Maximilian Valنتين							4.8 8.800	13.600 18			3.7 9.000	12.700 13			26.300
	OEZTUERK Mert		4.2 8.600	12.800 19	4.1 8.600	12.700 16	3.9 9.000	12.900 14		4.3 8.450	12.750 22	4.2 8.700	12.900 8			64.050
6	Spain	ESP	25.650		24.250		25.150		27.400		26.300		25.800			154.550
	GIRALDEZ PEREZ Alvaro		4.8 7.750	12.550 27	3.8 8.400	12.200 26	4.0 8.550	12.550 31		4.6 8.700	13.300 5	4.0 8.900	12.900 7			63.500
	GOMEZ FLORES Aitor					4.4 8.200	12.600 30	4.0 9.250	13.250 26							25.850
	KOVACS MOLCUT Sergio David		4.8 8.300	13.100 10	3.8 8.250	12.050 30		4.8 9.350	14.150 5	4.1 8.900	13.000 9	3.9 9.000	12.900 6			65.200









Team Results

Rank	Name	NOC Code													SJ Pen	Total
			D E	Total Rk. Pen.	D E	Total Rk. Pen.	D E	Total Rk. Pen.	D E	Total Rk. Pen.	D E	Total Rk. Pen.	D E	Total Rk. Pen.		
7	Hungary	HUN	25.150		24.600		25.700		27.500		25.750		25.600			154.300
	KIS Dominik Csaba		4.1 8.600	12.700 23	4.0 8.400	12.400 20	3.9 8.800	12.700 20	4.0 9.450	13.450 22						51.250
	ZAMBORI Zala Samu		4.2 8.350	12.450 30			4.2 8.800	13.000 10	4.8 9.250	14.050 6	4.0 8.900	12.900 12	4.5 8.700	13.200 3		65.600
	BOGYO Daniel Tamas				3.9 8.300	12.200 27					3.7 9.150	12.850 14	3.5 8.900	12.400 22		37.450
8	Netherlands	NED	26.000		24.300		25.900		27.100		25.400		25.100			153.800
	ENSER Aaron		4.7 8.500	13.100 9					5.2 8.800	13.900 14						27.000
	ATHERTON Leon		4.6 8.300	12.900 17	4.5 7.500	12.000 33	4.0 8.800	12.800 17	4.0 9.200	13.200 28	4.4 8.450	12.850 17	4.2 8.350	12.550 18		76.300
	KESER Cas				3.8 8.500	12.300 24	4.2 8.900	13.100 4			4.2 8.350	12.550 28	4.0 8.550	12.550 17		50.500
9	Austria	AUT	25.000		23.950		25.750		27.950		25.300		25.400			153.350
	SCHWAIGER Alfred				4.5 7.200	11.700 43	4.1 8.650	12.750 19			4.2 8.500	12.700 24	4.0 8.800	12.800 9		49.950
	LINDPOINTNER Vincent		4.3 8.800	13.100 8			4.4 8.600	13.000 11	4.8 9.200	14.000 9			3.5 9.100	12.600 15		52.700
	FRAISL Mateo Elija		4.5 7.400	11.900 50	4.3 7.950	12.250 25			4.8 9.250	13.950 10	4.4 8.200	12.600 25				50.700









Team Results

Rank	Name	NOC Code													SJ Pen	Total
			D E	Total Rk. Pen.	D E	Total Rk. Pen.	D E	Total Rk. Pen.	D E	Total Rk. Pen.	D E	Total Rk. Pen.	D E	Total Rk. Pen.		
10	Ukraine	UKR	24.250		23.600		25.950		26.150		26.650		25.950			152.550
	SHVED Sviatoslav		4.2 7.850	12.050 44			4.2 8.750	12.950 12			4.5 8.600	13.100 8				38.100
	RUDYI Ivan		4.3 7.900	12.200 39	4.9 7.450	12.350 23	4.1 8.900	13.000 8	4.0 9.050	12.950 38	4.7 8.850	13.550 3	4.6 8.550	13.150 4		77.200
	YEMELIANOV Yurii				4.2 7.050	11.250 55			4.0 9.200	13.200 28			4.4 8.400	12.800 11		37.250
11	Switzerland	SUI	26.200		23.800		25.500		27.400		25.050		24.500			152.450
	ATEYEH Omar		4.5 8.500	13.000 13	5.0 6.850	11.850 39	4.1 8.800	12.900 15	4.8 8.850	13.550 20	4.0 8.150	12.150 43	3.8 8.350	12.150 31		75.600
	PONZIO Damiano															0.000
	RIESCO Carlo Mario		4.6 8.600	13.200 6	3.9 8.050	11.950 34	4.1 8.500	12.600 28	4.8 9.050	13.850 15	4.1 8.800	12.900 13	4.1 8.250	12.350 25		76.850
12	Türkiye	TUR	25.950		24.800		25.050		27.150		24.900		24.550			152.400
	AVCI Alperen Ege		4.6 8.400	13.000 14	3.9 8.500	12.400 19	4.0 8.650	12.650 23	4.8 9.500	14.300 3						52.350
	KARTIN Metehan		4.7 8.250	12.950 16			4.0 8.400	12.400 37			4.1 8.650	12.750 21	3.4 9.050	12.450 20		50.550
	SEN Deniz				4.5 7.900	12.400 21			4.0 8.850	12.850 46	3.1 9.050	12.150 40	3.3 8.800	12.100 32		49.500









Team Results

Rank	Name	NOC Code													SJ Pen	Total
			D E	Total Rk. Pen.	D E	Total Rk. Pen.	D E	Total Rk. Pen.	D E	Total Rk. Pen.	D E	Total Rk. Pen.				
13	Romania	ROU	24.950		24.200		25.050		27.450		25.600		24.650			151.900
	PUICEA David		4.5 7.950	12.450 31	4.2 7.950	12.150 29	3.9 8.500	12.400 35	4.4 9.000	13.400 23	4.5 8.350	12.850 18	4.3 7.950	12.250 29		75.500
	MIHAI Iustin					4.0 8.650	12.650 23	4.8 9.250	14.050 6	4.4 8.350	12.750 23	4.2 8.200	12.400 23		51.850	
	BORCA Flavius		5.0 7.600	12.500 28	4.1 7.950	12.050 32										24.550
14	Belgium	BEL	25.900		25.550		25.000		26.500		25.250		23.650			151.850
	SCHEPERS Kyano		4.6 8.200	12.800 21	4.3 8.750	13.050 10	3.9 8.500	12.400 35	4.0 8.900	12.800 49	4.6 8.550	13.150 7	4.3 7.550	11.850 41		76.050
	TOURNICOURT Victor		4.9 8.200	13.100 11					4.8 8.900	13.700 17	3.9 8.200	12.100 49	3.4 8.400	11.800 42		50.700
	VAN KAMPEN Fynn				4.0 8.500	12.500 18	4.1 8.500	12.600 28								25.100
15	Bulgaria	BUL	24.800		25.700		25.650		24.600		25.750		24.100			150.600
	IVANOV David		4.5 7.950	12.450 31	5.7 8.550	14.250 1	4.2 8.450	12.650 25			4.8 7.700	12.500 29	3.4 8.600	12.000 35		63.850
	IVANOV Yoan		4.6 7.750	12.350 37	4.4 7.050	11.450 48	4.1 8.900	13.000 8	4.8 7.750	12.450 59	4.9 8.350	13.250 6	4.1 8.000	12.100 34		74.600
	STANOEV Lyubomir								4.8 7.650	12.150 65						12.150









Team Results

Rank	Name	NOC Code													SJ Pen	Total
			D E	Total Rk. Pen.	D E	Total Rk. Pen.	D E	Total Rk. Pen.	D E	Total Rk. Pen.	D E	Total Rk. Pen.	D E	Total Rk. Pen.		
16	Norway	NOR	25.450		23.750		24.000		26.100		24.200		24.150			147.650
	MALTSEV Ivan		4.0 8.450	12.450 29	3.2 8.650	11.850 38	3.9 8.300	12.200 41	4.0 9.300	13.200 27	3.3 8.850	12.150 42	3.7 8.500	12.200 30		74.050
	BERNTSEN Kasper		4.1 8.900	13.000 12			3.4 8.400	11.800 47	4.0 8.900	12.900 42	3.2 8.850	12.050 50	3.6 8.350	11.950 38		61.700
	LIESKE Phillip Sandviken				3.2 8.700	11.900 35										11.900
17	Sweden	SWE	25.150		23.950		22.600		25.800		25.000		23.850			146.350
	ALTARAC Viggo		3.7 8.600	12.000 45	3.8 8.100	11.900 36					3.8 8.950	12.750 20	3.8 8.800	12.600 16		49.250
	LEWANDOWSKI Oliver		4.3 8.850	13.150 7	3.8 8.250	12.050 30	3.3 8.100	11.400 58	4.0 9.000	12.900 41	3.0 9.250	12.250 35				61.750
	CARMINGER Jasper						2.9 8.600	11.200 62	4.0 8.900	12.900 42			3.0 8.250	11.250 51		35.350
18	Czechia	CZE	22.650		23.450		23.400		25.850		24.550		24.050			143.950
	KALINIC Tomas		4.0 7.550	11.550 58	3.7 8.100	11.800 40	3.8 7.500	11.300 61	4.0 8.050	12.050 66	3.6 8.650	12.250 37	3.6 8.500	12.100 33		71.050
	DANEK Jonas		4.5 6.900	11.100 72	3.8 7.850	11.650 44	3.8 8.300	12.100 44	4.8 9.100	13.800 16	3.1 9.200	12.300 33	3.3 8.650	11.950 37		72.900









Team Results

Rank	Name	NOC Code													SJ Pen	Total
			D E	Total Rk. Pen.	D E	Total Rk. Pen.	D E	Total Rk. Pen.	D E	Total Rk. Pen.	D E	Total Rk. Pen.	D E	Total Rk. Pen.		
19	Cyprus	CYP	23.050		23.200		24.900		25.050		24.450		22.200			142.850
	TSILIDIS Giorgos		3.5 8.000	11.500 60	2.3 8.550	10.850 62	3.3 8.800	12.100 43								34.450
	GOGOS Petros		3.8 7.750	11.550 56					4.0 8.800	12.800 50	3.2 8.800	12.000 53	2.0 8.450	10.450 69		46.800
	SAVVA Neofytos				3.9 8.450	12.350 22	4.0 8.800	12.800 17	3.2 9.050	12.250 61	3.9 8.550	12.450 31	3.6 8.150	11.750 43		61.600
20	Greece	GRE	22.050		23.250		23.350		25.350		24.650		23.150			141.800
	CHATZIOANNIDIS Kyriakos		3.9 7.250	11.150 71	2.6 7.100	9.700 74			4.0 8.850	12.750 52	3.5 8.600	12.100 48				45.700
	EMINIDIS Serafeim				4.6 8.950	13.550 5	3.8 8.350	12.150 42	4.0 8.600	12.600 55	4.0 8.550	12.550 27	3.6 8.300	11.900 40		62.750
	MELIKSETIAN Angelos Artases		4.8 6.700	10.900 74	0.600		3.5 7.700	11.200 64					3.6 7.650	11.250 52		33.350
21	Israel	ISR	24.700		23.400		23.900		26.200		21.500		22.050			141.750
	ORTAL Ron		4.2 8.500	12.600 25	3.6 8.550	12.150 28	3.7 8.500	12.200 40	4.0 9.300	13.300 24	3.6 8.400	12.000 54	3.8 7.000	10.800 65		73.050
	HACOHEN Erez		3.5 8.600	12.100 41	3.1 8.150	11.250 53	3.6 8.100	11.700 52	3.2 9.700	12.900 40	3.8 5.700	9.500 77	2.9 8.350	11.250 50		68.700









Team Results

Rank	Name	NOC Code													SJ Pen	Total
			D E	Total Rk. Pen.	D E	Total Rk. Pen.	D E	Total Rk. Pen.	D E	Total Rk. Pen.	D E	Total Rk. Pen.	D E	Total Rk. Pen.		
22	Luxembourg	LUX	24.650		20.950		23.150		26.050		24.250		22.100			141.150
	PALERMO Joy		4.2 8.500	12.700 24	3.1 6.900	10.000 69						2.1 8.800	10.900 62			33.600
	KAYSER Mathis				3.1 7.850	10.950 61	3.3 8.500	11.800 46	4.0 9.050	13.050 35	3.4 9.050	12.450 30	3.2 8.000	11.200 53		59.450
	MANGEN Ben		4.0 7.950	11.950 49			2.8 8.850	11.350 59	4.0 9.000	13.000 37	3.0 8.800	11.800 61				48.100
23	Lithuania	LTU	22.600		22.900		24.150		24.600		22.800		23.450			140.500
	PADEGIMAS Kristijonas				5.4 7.650	13.050 11										13.050
	MURENAS Martynas		4.1 6.650	10.750 76			3.5 8.300	11.800 48	3.2 8.500	11.700 71	3.8 8.100	11.900 59	3.4 8.500	11.900 39		58.050
	GRIKINIS Nedas		4.0 7.850	11.850 51	3.3 6.550	9.850 72	4.3 8.050	12.350 39	4.0 8.900	12.900 42	4.1 6.800	10.900 74	4.1 7.450	11.550 45		69.400
24	Finland	FIN	22.700		21.500		22.150		25.650		24.400		21.700			138.100
	KARPPINEN Iiro		4.0 7.050	10.750 75			2.9 8.050	10.950 67	4.0 8.750	12.750 53	3.1 9.000	12.100 47				46.550
	JAAKOLA Taavi		3.8 8.250	11.950 48	3.0 6.800	9.800 73	3.1 8.400	11.200 63	4.0 8.900	12.900 42	3.5 8.800	12.300 34	2.3 8.350	10.650 66		68.800
	NIKKOLA Niilo				3.3 8.400	11.700 42						2.6 8.450	11.050 59			22.750









Team Results

Rank	Name	NOC Code													SJ Pen	Total		
			D E	Total Rk. Pen.	D E	Total Rk. Pen.	D E	Total Rk. Pen.	D E	Total Rk. Pen.	D E	Total Rk. Pen.	D E	Total Rk. Pen.				
25	Poland	POL	21.800		22.850		22.500		23.850		22.850		21.600			135.450		
	KORBIEL Franciszek		2.9 8.050	10.650 0.300	77 7.300	4.0 7.300	11.300 7.950	52 0.300	3.0 7.950	10.650 0.300	71	3.1 7.600	10.700 7.700	76 7.700	2.2 9.900	73	53.200	
	KOLODZIEJCZYK Karol				3.0 8.550	11.550 8.550	46		4.0 7.450	11.150 0.300	75						22.700	
	KOPERSKI Filip		3.4 8.050	11.150 0.300	69		3.4 8.450	11.850 8.450	45	4.0 8.700	12.700 8.700	54	3.2 8.950	12.150 8.950	41 8.300	3.4 11.700	44	59.550
26	Iceland	ISL	23.050		20.450		21.850		23.900		23.550		22.500			135.300		
	KRISTINSSON Ari				3.7 6.800	10.500 8.250	64	2.3 8.250	10.250 0.300	75	3.0 9.000	12.000 9.000	52				32.750	
	RAGNARSSON Lukas Ari		3.8 7.750	11.550 7.750	56		3.3 8.300	11.600 9.050	54	3.2 9.050	12.250 9.050	61	2.5 8.550	11.550 8.550	65	2.8 11.350	47	58.300
	KARASON Stefan Mani		2.9 8.600	11.500 7.750	59	2.2 9.950	9.950 7.750	70		3.2 8.750	11.650 0.300	72		2.6 8.550	11.150	55	44.250	

LEGEND	 Horizontal bar	 Parallel bars	 Vault	 Rings	 Pommel horse	 Floor exercise
	E Execution	D Difficulty	Rk. Ranking	Pen Penalty		









All-Around Results

Rank	BIB	Name	NOC Code																			Total
				D	Total Pen.	Rk.	D	Total Pen.	Rk.	D	Total Pen.	Rk.	D	Total Pen.	Rk.	D	Total Pen.	Rk.	D	Total Pen.	Rk.	
1	152	BRUGNAMI Tommaso	ITA	5.0 8.650	13.650 0.00	1 8.600	4.1 0.00	12.700 0.00	16 8.800	4.3 0.00	13.100 9.500	5 0.00	5.2 0.00	14.700 8.750	1 0.00	4.1 8.550	12.850 0.00	15 8.550	4.2 0.00	12.750 0.00	12	79.750
2	132	RUSHWORTH Jonas	GBR	4.3 7.900	12.100 -0.10	42 8.900	4.5 0.00	13.400 0.00	7 9.200	3.9 0.00	13.100 9.400	3 0.00	4.8 0.00	14.200 8.750	4 0.00	4.9 8.700	13.650 0.00	2 8.700	4.1 0.00	12.800 0.00	10	79.250
3	131	NISCOVEANU Alex	GBR	4.8 8.600	13.400 0.00	4 8.600	4.7 0.00	13.300 0.00	8 8.650	4.3 0.00	12.950 9.150	13 0.00	4.8 0.00	13.950 8.700	12 0.00	4.3 8.400	13.000 0.00	11 8.400	4.1 0.00	12.500 0.00	19	79.100
4	101	KHACHATRYAN Mamikon	ARM	4.0 8.950	12.950 0.00	15 8.750	5.4 0.00	14.150 0.00	3 9.150	3.9 0.00	13.050 9.300	7 0.00	4.0 0.00	13.300 8.900	24 0.00	3.9 9.000	12.800 0.00	19 9.000	3.4 0.00	12.400 0.00	21	78.650
5	124	KOVACS MOLCUT Sergio David	ESP	4.8 8.300	13.100 0.00	10 8.250	3.8 0.00	12.050 0.00	30 8.150	4.4 0.00	12.550 9.350	32 0.00	4.8 0.00	14.150 8.900	5 0.00	4.1 9.000	13.000 0.00	9 9.000	3.9 0.00	12.900 0.00	6	77.750
6	151	BERETTERA Manuel	ITA	5.0 7.800	12.800 0.00	22 8.350	4.4 0.00	12.750 0.00	14 8.650	4.2 0.00	12.850 9.250	16 0.00	4.8 -0.10	13.950 8.150	10 0.00	4.0 8.800	12.150 0.00	43 8.800	4.4 0.00	13.200 0.00	2	77.700
7	137	OEZTUERK Mert	GER	4.2 8.600	12.800 0.00	19 8.600	4.1 0.00	12.700 0.00	16 9.000	3.9 0.00	12.900 9.600	14 0.00	4.0 -0.10	13.500 8.450	21 0.00	4.3 8.700	12.750 0.00	22 8.700	4.2 0.00	12.900 0.00	8	77.550
8	135	EDER Jonas	GER	4.2 8.050	12.250 0.00	38 8.450	4.8 0.00	13.250 0.00	9 8.700	4.0 0.00	12.700 8.800	21 0.00	4.8 0.00	13.600 9.150	18 0.00	4.5 8.100	13.650 0.00	1 8.100	3.9 0.00	12.000 0.00	36	77.450
9	128	MANSARD Anthony	FRA	5.0 8.550	13.550 0.00	2 7.800	3.6 0.00	11.400 0.00	49 8.700	4.4 0.00	13.100 8.850	6 0.00	5.2 -0.10	13.950 7.500	13 0.00	4.4 8.750	11.900 0.00	60 8.750	4.7 0.00	13.450 0.00	1	77.350
9	102	MANUKYAN Hamlet	ARM	4.1 8.700	12.800 0.00	18 8.300	5.2 0.00	13.500 0.00	6 9.300	4.4 0.00	13.700 9.100	1 0.00	4.0 0.00	13.100 7.700	34 0.00	4.3 8.950	12.000 0.00	56 8.950	3.3 0.00	12.250 0.00	27	77.350
11	190	RUDYI Ivan	UKR	4.3 7.900	12.200 0.00	39 7.450	4.9 0.00	12.350 0.00	23 8.900	4.1 0.00	13.000 9.050	8 0.00	4.0 -0.10	12.950 8.850	38 0.00	4.7 8.550	13.550 0.00	3 8.550	4.6 0.00	13.150 0.00	4	77.200









All-Around Results

Rank	BIB	Name	NOC Code																			Total		
				D	Total	Rk.	D	Total	Rk.	D	Total	Rk.	D	Total	Rk.	D	Total	Rk.	D	Total	Rk.			
				E	Pen.		E	Pen.		E	Pen.		E	Pen.		E	Pen.		E	Pen.				
12	142	ZAMBORI Zala Samu	HUN	4.2	12.450	30	3.4	11.550	47	4.2	13.000	10	4.8	14.050	6	4.0	12.900	12	4.5	13.200	3	77.150		
				8.350	-0.10	8.150	0.00	8.800	0.00	9.250	0.00	8.900	0.00	8.700	0.00									
13	133	SCOTT Sol	GBR	4.8	11.400	65	4.7	12.750	15	4.0	12.450	34	4.8	14.350	2	4.2	13.300	4	3.8	12.700	14	76.950		
				7.000	-0.40	8.050	0.00	8.450	0.00	9.550	0.00	9.100	0.00	8.900	0.00									
14	180	RIESCO Carlo Mario	SUI	4.6	13.200	6	3.9	11.950	34	4.1	12.600	28	4.8	13.850	15	4.1	12.900	13	4.1	12.350	25	76.850		
				8.600	0.00	8.050	0.00	8.500	0.00	9.050	0.00	8.800	0.00	8.250	0.00									
14	153	VAZZOLA Diego	ITA	4.8	12.600	26	4.5	12.800	13	4.1	13.150	2	4.0	12.950	38	4.7	12.250	38	4.1	13.100	5	76.850		
				7.900	-0.10	8.300	0.00	9.050	0.00	9.050	-0.10	7.550	0.00	9.000	0.00									
16	122	GIRALDEZ PEREZ Alvaro	ESP	4.8	12.550	27	3.8	12.200	26	4.0	12.550	31	4.8	13.150	32	4.6	13.300	5	4.0	12.900	7	76.650		
				7.750	0.00	8.400	0.00	8.550	0.00	8.650	-0.30	8.700	0.00	8.900	0.00									
17	162	ATHERTON Leon	NED	4.6	12.900	17	4.5	12.000	33	4.0	12.800	17	4.0	13.200	28	4.4	12.850	17	4.2	12.550	18	76.300		
				8.300	0.00	7.500	0.00	8.800	0.00	9.200	0.00	8.450	0.00	8.350	0.00									
18	107	SCHEPERS Kyano	BEL	4.6	12.800	21	4.3	13.050	10	3.9	12.400	35	4.0	12.800	49	4.6	13.150	7	4.3	11.850	41	76.050		
				8.200	0.00	8.750	0.00	8.500	0.00	8.900	-0.10	8.550	0.00	7.550	0.00									
19	104	LINDPOINTNER Vincent	AUT	4.3	13.100	8	3.8	11.050	58	4.4	13.000	11	4.8	14.000	9	3.5	12.250	36	3.5	12.600	15	76.000		
				8.800	0.00	7.250	0.00	8.600	0.00	9.200	0.00	8.750	0.00	9.100	0.00									
20	130	BRECHE Elias	FRA	4.5	13.500	3	4.7	13.650	4	4.2	12.500	33	4.0	13.150	30	3.7	10.800	75	4.2	12.250	28	75.850		
				9.000	0.00	8.950	0.00	8.300	0.00	9.150	0.00	7.100	0.00	8.050	0.00									
21	110	IVANOV David	BUL	4.5	12.450	31	5.7	14.250	1	4.2	12.650	25	4.4	11.900	70	4.8	12.500	29	3.4	12.000	35	75.750		
				7.950	0.00	8.550	0.00	8.450	0.00	7.800	-0.30	7.700	0.00	8.600	0.00									
22	143	BOGYO Daniel Tamas	HUN	4.3	12.400	34	3.9	12.200	27	4.0	12.700	21	4.0	13.100	33	3.7	12.850	14	3.5	12.400	22	75.650		
				8.100	0.00	8.300	0.00	8.700	0.00	9.200	-0.10	9.150	0.00	8.900	0.00									









All-Around Results

Rank	BIB	Name	NOC Code																			Total
				D	Total	Rk.	D	Total	Rk.	D	Total	Rk.	D	Total	Rk.	D	Total	Rk.	D	Total	Rk.	
23	178	ATEYEH Omar	SUI	4.5	13.000	13	5.0	11.850	39	4.1	12.900	15	4.8	13.550	20	4.0	12.150	43	3.8	12.150	31	75.600
23	105	FRAISL Mateo Elija	AUT	4.5	11.900	50	4.3	12.250	25	3.9	12.600	27	4.8	13.950	10	4.4	12.600	25	3.7	12.300	26	75.600
25	171	PUICEA David	ROU	4.5	12.450	31	4.2	12.150	29	3.9	12.400	35	4.4	13.400	23	4.5	12.850	18	4.3	12.250	29	75.500
26	172	MIHAI Iustin	ROU	4.8	12.400	35	3.2	11.050	57	4.0	12.650	23	4.8	14.050	6	4.4	12.750	23	4.2	12.400	23	75.300
27	141	KIS Dominik Csaba	HUN	4.1	12.700	23	4.0	12.400	20	3.9	12.700	20	4.0	13.450	22	3.8	12.550	26	3.7	10.900	63	74.700
28	111	IVANOV Yoan	BUL	4.6	12.350	37	4.4	11.450	48	4.1	13.000	8	4.8	12.450	59	4.9	13.250	6	4.1	12.100	34	74.600
29	163	KESER Cas	NED	4.0	11.350	66	3.8	12.300	24	4.2	13.100	4	4.0	12.550	57	4.2	12.550	28	4.0	12.550	17	74.400
30	108	TOURNICOURT Victor	BEL	4.9	13.100	11	4.2	11.750	41	3.3	11.750	50	4.8	13.700	17	3.9	12.100	49	3.4	11.800	42	74.200
31	136	GLAESER Maximilian Valنتين	GER	4.4	12.000	46	3.6	11.300	51	3.8	12.350	38	4.8	13.600	18	4.5	12.200	39	3.7	12.700	13	74.150
31	129	SAKOUHI Nael	FRA	4.5	12.800	20	4.0	10.350	65	4.2	12.650	25	4.8	14.000	8	4.1	13.000	9	3.9	11.350	48	74.150
33	164	MALTSEV Ivan	NOR	4.0	12.450	29	3.2	11.850	38	3.9	12.200	41	4.0	13.200	27	3.3	12.150	42	3.7	12.200	30	74.050









All-Around Results

Rank	BIB	Name	NOC Code																			Total
				D	Total	Rk.	D	Total	Rk.	D	Total	Rk.	D	Total	Rk.	D	Total	Rk.	D	Total	Rk.	
34	187	KARTIN Metehan	TUR	4.7 8.250	12.950 0.00	16 8.150	2.3 -0.30	10.150 8.400	67 4.0	12.400 0.00	37 7.950	5.2 -0.30	12.850 8.650	48 4.1	12.750 0.00	21 9.050	3.4 0.00	12.450 0.00	20	73.550		
35	149	ORTAL Ron	ISR	4.2 8.500	12.600 -0.10	25 8.550	3.6 0.00	12.150 8.500	28 3.7	12.200 0.00	40 9.300	4.0 0.00	13.300 0.00	24 8.400	3.6 0.00	12.000 0.00	54 7.000	3.8 0.00	10.800 0.00	65	73.050	
35	191	YEMELIANOV Yurii	UKR	4.8 6.700	11.500 0.00	61 7.050	4.2 0.00	11.250 7.650	55 3.8	11.450 0.00	57 9.200	4.0 0.00	13.200 0.00	28 8.550	4.3 0.00	12.850 0.00	16 8.400	4.4 0.00	12.800 0.00	11	73.050	
37	186	AVCI Alperen Ege	TUR	4.6 8.400	13.000 0.00	14 8.500	3.9 0.00	12.400 8.650	19 4.0	12.650 0.00	23 9.500	4.8 0.00	14.300 0.00	3 7.600	4.0 0.00	11.600 0.00	64 6.400	3.2 -0.60	9.000 0.00	75	72.950	
37	184	LEWANDOWSKI Oliver	SWE	4.3 8.850	13.150 0.00	7 8.250	3.8 0.00	12.050 8.100	30 3.3	11.400 0.00	58 9.000	4.0 -0.10	12.900 9.250	41 0.00	3.0 0.00	12.250 0.00	35 8.000	3.2 0.00	11.200 0.00	53	72.950	
39	120	DANEK Jonas	CZE	4.5 6.900	11.100 -0.30	72 7.850	3.8 0.00	11.650 8.300	44 3.8	12.100 0.00	44 9.100	4.8 -0.10	13.800 9.200	16 0.00	3.1 8.650	12.300 0.00	33 8.650	3.3 0.00	11.950 0.00	37	72.900	
40	161	ENSER Aaron	NED	4.7 8.500	13.100 -0.10	9 7.150	3.4 -0.30	10.250 7.450	66 4.1	11.550 0.00	56 8.800	5.2 -0.10	13.900 7.600	14 0.00	4.1 8.450	11.700 0.00	63 8.450	3.9 0.00	12.350 0.00	24	72.850	
41	173	BORCA Flavius	ROU	5.0 7.600	12.500 -0.10	28 7.950	4.1 0.00	12.050 7.900	32 3.9	11.800 0.00	49 8.100	4.8 -0.30	12.600 8.350	56 0.00	4.1 8.900	12.450 0.00	32 8.900	2.5 0.00	11.400 0.00	46	72.800	
41	139	EMINIDIS Serafeim	GRE	3.8 6.250	10.050 0.00	80 8.950	4.6 0.00	13.550 8.350	5 3.8	12.150 0.00	42 8.600	4.0 0.00	12.600 0.00	55 8.550	4.0 0.00	12.550 0.00	27 8.300	3.6 0.00	11.900 0.00	40	72.800	
43	188	SEN Deniz	TUR	4.0 7.650	11.650 0.00	54 7.900	4.5 0.00	12.400 8.300	21 3.3	11.600 0.00	54 8.850	4.0 0.00	12.850 0.00	46 9.050	3.1 0.00	12.150 0.00	40 8.800	3.3 0.00	12.100 0.00	32	72.750	
44	165	BERNTSEN Kasper	NOR	4.1 8.900	13.000 0.00	12 7.800	3.2 0.00	11.000 8.400	60 3.4	11.800 0.00	47 8.900	4.0 0.00	12.900 0.00	42 8.850	3.2 0.00	12.050 0.00	50 8.350	3.6 0.00	11.950 0.00	38	72.700	









All-Around Results

Rank	BIB	Name	NOC Code																			Total		
				D	Total	Rk.	D	Total	Rk.	D	Total	Rk.	D	Total	Rk.	D	Total	Rk.	D	Total	Rk.			
				E	Pen.		E	Pen.		E	Pen.		E	Pen.		E	Pen.		E	Pen.				
45	183	ALTARAC Viggo	SWE	3.7	12.000	45	3.8	11.900	36	3.5	10.500	73	4.0	12.850	46	3.8	12.750	20	3.8	12.600	16	72.600		
				8.600	-0.30	8.100	0.00	7.300	-0.30	8.850	0.00	8.950	0.00	8.800	0.00									
46	109	VAN KAMPEN Fynn	BEL	4.0	12.350	36	4.0	12.500	18	4.1	12.600	28	4.8	12.800	51	4.1	12.000	55	3.2	10.150	72	72.400		
				8.350	0.00	8.500	0.00	8.500	0.00	8.300	-0.30	7.900	0.00	6.950	0.00									
47	118	SAVVA Neofytos	CYP	3.9	10.650	78	3.9	12.350	22	4.0	12.800	17	3.2	12.250	61	3.9	12.450	31	3.6	11.750	43	72.250		
				7.050	-0.30	8.450	0.00	8.800	0.00	9.050	0.00	8.550	0.00	8.150	0.00									
48	123	GOMEZ FLORES Aitor	ESP	4.4	11.250	67	3.3	11.250	54	4.4	12.600	30	4.0	13.250	26	4.1	12.150	45	3.6	11.050	60	71.550		
				6.950	-0.10	7.950	0.00	8.200	0.00	9.250	0.00	8.050	0.00	7.450	0.00									
49	159	KAYSER Mathis	LUX	4.4	11.750	53	3.1	10.950	61	3.3	11.800	46	4.0	13.050	35	3.4	12.450	30	3.2	11.200	53	71.200		
				7.350	0.00	7.850	0.00	8.500	0.00	9.050	0.00	9.050	0.00	8.000	0.00									
50	189	SHVED Sviatoslav	UKR	4.2	12.050	44	4.3	11.050	59	4.2	12.950	12	2.4	10.800	77	4.5	13.100	8	4.2	11.150	57	71.100		
				7.850	0.00	6.750	0.00	8.750	0.00	8.500	-0.10	8.600	0.00	6.950	0.00									
51	119	KALINIC Tomas	CZE	4.0	11.550	58	3.7	11.800	40	3.8	11.300	61	4.0	12.050	66	3.6	12.250	37	3.6	12.100	33	71.050		
				7.550	0.00	8.100	0.00	7.500	0.00	8.050	0.00	8.650	0.00	8.500	0.00									
52	169	KOPERSKI Filip	POL	3.4	11.150	69	3.2	9.950	71	3.4	11.850	45	4.0	12.700	54	3.2	12.150	41	3.4	11.700	44	69.500		
				8.050	-0.30	6.750	0.00	8.450	0.00	8.700	0.00	8.950	0.00	8.300	0.00									
53	157	GRIKINIS Nedas	LTU	4.0	11.850	51	3.3	9.850	72	4.3	12.350	39	4.0	12.900	42	4.1	10.900	74	4.1	11.550	45	69.400		
				7.850	0.00	6.550	0.00	8.050	0.00	8.900	0.00	6.800	0.00	7.450	0.00									
54	126	JAAKOLA Taavi	FIN	3.8	11.950	48	3.0	9.800	73	3.1	11.200	63	4.0	12.900	42	3.5	12.300	34	2.3	10.650	66	68.800		
				8.250	-0.10	6.800	0.00	8.400	-0.30	8.900	0.00	8.800	0.00	8.350	0.00									
55	150	HACOHEN Erez	ISR	3.5	12.100	41	3.1	11.250	53	3.6	11.700	52	3.2	12.900	40	3.8	9.500	77	2.9	11.250	50	68.700		
				8.600	0.00	8.150	0.00	8.100	0.00	9.700	0.00	5.700	0.00	8.350	0.00									









All-Around Results

Rank	BIB	Name	NOC Code																			Total
				D	Total	Rk.	D	Total	Rk.	D	Total	Rk.	D	Total	Rk.	D	Total	Rk.	D	Total	Rk.	
56	158	PALERMO Joy	LUX	4.2	12.700	24	3.1	10.000	69	2.7	11.300	60	3.2	12.250	61	3.3	11.500	69	2.1	10.900	62	68.650
57	160	MANGEN Ben	LUX	4.0	11.950	49	2.4	9.200	76	2.8	11.350	59	4.0	13.000	37	3.0	11.800	61	2.1	10.850	64	68.150
58	127	NIKKOLA Niilo	FIN	3.7	10.500	79	3.3	11.700	42	2.2	10.750	70	3.2	12.150	64	3.2	11.950	57	2.6	11.050	59	68.100
59	154	DEMIDOVICS Roberts	LAT	4.7	12.000	47	3.7	11.350	50	3.2	10.850	68	4.0	12.500	58	3.3	11.300	71	3.3	9.750	74	67.750
60	185	CARMINGER Jasper	SWE	3.8	11.600	55	2.7	8.350	81	2.9	11.200	62	4.0	12.900	42	3.0	12.100	46	3.0	11.250	51	67.400
60	112	STANOEV Lyubomir	BUL	4.3	11.450	62	3.2	10.650	63	3.6	11.150	66	4.8	12.150	65	3.2	11.500	68	3.2	10.500	68	67.400
62	117	GOGOS Petros	CYP	3.8	11.550	56	2.8	8.800	77	3.3	11.750	51	4.0	12.800	50	3.2	12.000	53	2.0	10.450	69	67.350
63	156	MURENAS Martynas	LTU	4.1	10.750	76	3.7	9.250	75	3.5	11.800	48	3.2	11.700	71	3.8	11.900	59	3.4	11.900	39	67.300
64	146	RAGNARSSON Lukas Ari	ISL	3.8	11.550	56	2.8	8.750	79	3.3	11.600	54	3.2	12.250	61	2.5	11.550	65	2.8	11.350	47	67.050
65	181	SAMSON Sebastian	SVK	4.4	12.100	43	3.2	10.150	68	3.8	11.200	65	3.2	11.500	73	2.3	11.100	73	2.6	10.150	71	66.200
65	170	SANTOS Manuel	POR	4.0	12.150	40	2.9	8.700	80	2.8	10.600	72	3.2	11.900	69	3.0	11.750	62	2.4	11.100	58	66.200













All-Around Results

Rank	BIB	Name	NOC Code																			Total		
				D	Total	Rk.	D	Total	Rk.	D	Total	Rk.	D	Total	Rk.	D	Total	Rk.	D	Total	Rk.			
				E	Pen.		E	Pen.		E	Pen.		E	Pen.		E	Pen.		E	Pen.				
67	177	KULIC Filip	SRB	3.7	11.150	70	2.5	8.750	78	4.0	11.700	53	3.2	11.950	68	3.4	11.350	70	2.6	11.250	49	66.150		
				7.750	-0.30	6.250	0.00	7.700	0.00	8.750	0.00	7.950	0.00	8.650	0.00	8.650	0.00							
68	138	CHATZIOANNIDIS Kyriakos	GRE	3.9	11.150	71	2.6	9.700	74	3.6	9.950	77	4.0	12.750	52	3.5	12.100	48	3.5	10.300	70	65.950		
				7.250	0.00	7.100	0.00	6.350	0.00	8.850	-0.10	8.600	0.00	6.800	0.00									
69	147	KARASON Stefan Mani	ISL	2.9	11.500	59	2.2	9.950	70	2.6	10.150	76	3.2	11.650	72	3.0	11.500	67	2.6	11.150	55	65.900		
				8.600	0.00	7.750	0.00	7.850	-0.30	8.750	-0.30	8.500	0.00	8.550	0.00									
69	116	TSILIDIS Giorgos	CYP	3.5	11.500	60	2.3	10.850	62	3.3	12.100	43	4.0	11.350	74	3.3	11.900	58	2.0	8.200	76	65.900		
				8.000	0.00	8.550	0.00	8.800	0.00	7.650	-0.30	8.600	0.00	6.200	0.00									
71	145	KRISTINSSON Ari	ISL	3.3	11.400	63	3.7	10.500	64	2.3	10.250	75	2.2	10.700	78	3.0	12.000	52	2.3	11.000	61	65.850		
				8.400	-0.30	6.800	0.00	8.250	-0.30	8.500	0.00	9.000	0.00	8.700	0.00									
72	167	KORBIEL Franciszek	POL	2.9	10.650	77	4.0	11.300	52	3.0	10.650	71	2.4	11.000	76	3.1	10.700	76	2.2	9.900	73	64.200		
				8.050	-0.30	7.300	0.00	7.950	-0.30	8.700	-0.10	7.600	0.00	7.700	0.00									
73	140	MELIKSETIAN Angelos Artases	GRE	4.8	10.900	74	3.0	6.600	82	3.5	11.200	64	4.0	12.300	60	3.8	11.250	72	3.6	11.250	52	63.500		
				6.700	-0.60	3.600	0.00	7.700	0.00	8.300	0.00	7.450	0.00	7.650	0.00									
74	125	KARPPINEN Iiro	FIN	4.0	10.750	75	1.9	3.350	83	2.9	10.950	67	4.0	12.750	53	3.1	12.100	47	2.5	10.500	67	60.400		
				7.050	-0.30	5.450	-4.00	8.050	0.00	8.750	0.00	9.000	0.00	8.000	0.00									
168		KOŁODZIEJCZYK Karol	POL		DNS	3.0	11.550	46	3.0	9.750	78	4.0	11.150	75	1.2	2.400	79		DNS		DNF			
					0.00	8.550	0.00	7.050	-0.30	7.450	-0.30	7.200	-6.00	0.00										
166		LIESKE Phillip Sandviken	NOR		DNS	3.2	11.900	35		DNS		DNS		DNS		DNS		DNS			DNF			
					0.00	8.700	0.00		0.00		0.00	0.00	0.00	0.00	0.00									
179		PONZIO Damiano	SUI		DNS		DNS	3.5	10.450	74		DNS		DNS		DNS		DNS			DNF			
					0.00	6.950	0.00	6.950	0.00		0.00	0.00	0.00	0.00	0.00									



All-Around Results

Rank	BIB	Name	NOC Code																			Total
				D E	Total Pen.	Rk.	D E	Total Pen.	Rk.	D E	Total Pen.	Rk.	D E	Total Pen.	Rk.	D E	Total Pen.	Rk.				

LEGEND	 Horizontal bar	 Parallel bars	 Vault	 Rings	 Pommel horse	 Floor exercise
E Execution	D Difficulty	Rk. Ranking	Pen Penalty			