















Team Results

Rank	Name	NOC Code													SJ Pen	Total				
			D	Total Rk.	D	Total Rk.	D	Total Rk.	D	Total Rk.	D	Total Rk.	D	Total Rk.						
			E	Pen.	E	Pen.	E	Pen.	E	Pen.	E	Pen.	E	Pen.						
1	Italy	ITA	40.965		41.265		41.599		42.899		42.832		39.966			249.526				
	ABBADINI Yumin		5.5	13.966	11	5.7	14.266	6	4.7	13.500	26					41.732				
	CASALI Lorenzo Minh		8.466			8.566			8.800											
	LEVANTESI Matteo		5.5	13.633	22				5.1	13.466	29	5.2	14.466	10	5.6	14.133	14	5.3	13.400	11
	MACCHIATI Mario		8.433	0.300					8.366			9.266			8.533			8.100		
	LODADIO Marco					4.8	12.866	51							6.2	14.733	3	5.4	13.400	12
	MACCHIATI Mario					8.066						8.533			8.000					
	MACCHIATI Mario								6.3	14.633	7	5.2	14.233	26						
	MACCHIATI Mario								8.333			9.033								
	MACCHIATI Mario		5.5	13.366	46	5.5	14.133	9				5.2	14.200	30	5.8	13.966	21	4.9	13.166	25
	MACCHIATI Mario		8.166	0.300		8.633						9.100	0.100		8.166			8.266		
2	Türkiye	TUR	40.832		39.233		42.666		43.199		42.633		39.699			248.262				
	ASIL Adem		5.8	13.766	16	5.1	12.700	59	6.3	15.033	1	6.0	14.966	3	5.6	14.000	17	4.7	13.200	21
	ARICAN Ferhat		8.066	0.100		7.600			8.733			9.066	0.100		8.400			8.500		
	ONDER Ahmet					5.8	13.800	12				5.2	14.033	38	6.5	15.100	1			
	KOSAK Mehmet Ayberk					8.000						8.933	0.100		8.600					
	SENER Kerem		5.4	13.600	26							5.2	14.200	31				5.6	13.266	16
	SENER Kerem		8.300	0.100								9.000						7.666		
	SENER Kerem		5.5	13.466	38	4.6	12.733	58	6.0	14.200	10									
	SENER Kerem		8.066	0.100		8.133			8.200											
	SENER Kerem								5.2	13.433	34				5.5	13.533	37	4.8	13.233	17
	SENER Kerem								8.233						8.333	0.300		8.433		









Team Results

Rank	Name	NOC Code													SJ Pen	Total
			D E	Total Rk. Pen.	D E	Total Rk. Pen.	D E	Total Rk. Pen.	D E	Total Rk. Pen.	D E	Total Rk. Pen.				
3	Great Britain	GBR	41.699		40.132		41.166		43.332		40.866		39.766			246.961
	JARMAN Jake		6.5 7.433	13.833 0.100	13 6.0	13.633 7.633	15 4.7	13.233 8.533	46 6.0	14.766 8.766	4 5.9	14.400 8.500	8 4.8	13.233 8.433		83.098
	TULLOCH Courtney						6.2 8.533	14.733 3			5.6 7.733	13.333 47				28.066
	WHITEHOUSE Luke		6.5 7.700	14.100 0.100	7 4.6	12.966 8.366	43									27.066
	TOBIN Adam						5.0 8.200	13.200 50	5.2 9.266	14.466 10			5.2 8.000	13.200 23		40.866
	NATHAN Joshua		5.8 7.966	13.766 7.933	18 5.6	13.533 7.933	19		5.2 8.900	14.100 36	5.5 7.633	13.133 57	5.1 8.233	13.333 15		67.865
4	Switzerland	SUI	42.033		40.132		40.099		41.699		43.400		38.966			246.329
	SEIFERT Noe		5.7 8.600	14.300 8.066	3 4.9	12.966 8.066	44		4.8 9.133	13.933 46	6.3 8.400	14.700 4	5.5 7.100	12.600 63		68.499
	LANGENEGGER Florian		5.6 8.200	13.700 0.100	20 5.2	13.466 8.266	21 4.6	13.266 8.666	43 5.2	14.033 8.933	38 0.100		4.5 8.500	13.000 32		67.465
	YUSOF Eddy					5.3 8.400	13.700 13	5.6 8.233	13.833 16		5.9 8.500	14.400 8				41.933
	SERHANI Taha								4.8 8.933	13.733 64	5.6 8.700	14.300 10				28.033
	KRATTER Moreno		5.8 8.233	14.033 8.233	9			4.5 8.500	13.000 65				5.7 7.666	13.366 14		40.399









Team Results

Rank	Name	NOC Code													SJ Pen	Total
			D	Total Rk.	D	Total Rk.	D	Total Rk.	D	Total Rk.	D	Total Rk.	D	Total Rk.		
			E	Pen.	E	Pen.	E	Pen.	E	Pen.	E	Pen.	E	Pen.		
5	Germany	GER	40.033		40.466		40.232		42.432		42.200		39.166			244.529
	DUNKEL Nils		5.3	13.000 67	6.0	13.600 16	5.3	13.333 41			5.7	14.000 18	4.9	12.800 51		66.733
			7.700		7.600		8.033				8.300		7.900			
	TOBA Andreas				5.6	13.200 32	5.5	13.633 23	5.2	14.000 42			5.7	13.166 28		53.999
					7.600		8.133		8.900	0.100			7.466			
	KLESSING Nick						5.4	13.266 45	5.2	14.266 23						27.532
							7.866		9.066							
	KOCHAN Lucas		5.6	13.433 40					4.8	14.166 33	5.5	14.000 16				41.599
			7.833						9.366		8.500					
	BRENDEL Pascal		5.5	13.600 27	5.6	13.666 14					5.7	14.200 12	5.0	13.200 22		54.666
			8.100		8.066						8.500		8.200			
6	Spain	ESP	40.065		39.433		41.232		42.100		41.400		39.399			243.629
	ABAD Nestor				5.0	13.233 28	5.3	13.766 17	4.8	13.700 69	5.8	13.900 23	5.3	13.733 5		68.332
					8.233		8.466		9.000	0.100	8.100		8.433			
	DIALLO Thierno		5.6	13.566 29	5.6	13.200 32			4.8	13.800 59	6.4	14.700 5	5.2	13.000 36		68.266
			7.966		7.600				9.000		8.300		7.800			
	CARRION CARO Daniel		5.2	13.666 21												13.666
			8.466													
	VERA Adria				5.0	13.000 42	4.7	13.333 39			4.8	12.800 72	5.0	12.666 57		51.799
					8.000		8.633				8.000		7.666			
	ZAPATA Rayderley		5.6	12.833 79			5.5	14.133 11	5.6	14.600 6						41.566
			7.233				8.633		9.000							









Team Results

Rank	Name	NOC Code													SJ Pen	Total
			D	Total Rk.	D	Total Rk.	D	Total Rk.	D	Total Rk.	D	Total Rk.	D	Total Rk.		
			E	Pen.	E	Pen.	E	Pen.	E	Pen.	E	Pen.	E	Pen.		
7	France	FRA	41.299		36.833		40.532		42.333		42.700		39.632			243.329
	ZONA Jim		5.3	13.433 39	4.9	13.133 36	4.7	13.200 49	4.8	13.900 48			5.3	13.133 29		66.799
			8.233	0.100	8.233		8.500		9.100			7.833				
	SALADINO Leo				4.0	11.400 106			5.6	14.433 15	5.7	14.100 15				39.933
					7.400			8.933	0.100	8.400						
	PHILIPPE Mathias		5.4	13.766 14			5.5	13.866 15			6.1	14.200 13	5.6	13.366 13		55.198
			8.466	0.100			8.366			8.100		7.766				
	DESANGES Lucas		5.7	14.100 6	5.1	12.300 74			4.8	14.000 41			5.3	13.133 29		53.533
			8.400		7.200				9.200			7.833				
	BERNARD Cameron-Lie						5.2	13.466 30			5.8	14.400 7				27.866
							8.266			8.600						
8	Belgium	BEL	40.133		40.232		39.466		42.732		41.399		39.166			243.128
	KUAVITA Noah								5.2	14.433 13	5.4	13.800 26				28.233
								9.233		8.400						
	VAN DEN KEYBUS Luka		5.5	13.633 23			4.3	13.000 63			5.0	13.633 31	5.4	12.800 52		53.066
			8.133				8.700			8.633		7.400				
	GENTGES Maxime		5.0	13.000 65	6.2	14.166 8					5.5	13.966 19	5.5	13.500 9		54.632
			8.000		7.966					8.466		8.000				
	MARTINEZ Victor				4.3	12.866 50	5.0	13.300 42	5.2	14.466 10			4.6	12.866 42		53.498
					8.566		8.300		9.266			8.266				
	ONOSHIMA Takumi		5.7	13.500 33	4.9	13.200 29	4.5	13.166 51	4.8	13.833 54						53.699
			8.100	0.300	8.300		8.666		9.033							









Team Results

Rank	Name	NOC Code													SJ Pen	Total				
			D	Total Rk.	D	Total Rk.	D	Total Rk.	D	Total Rk.	D	Total Rk.	D	Total Rk.						
			E	Pen.	E	Pen.	E	Pen.	E	Pen.	E	Pen.	E	Pen.						
9	Ukraine	UKR	39.298		40.533		41.566		42.566		39.266		38.866			242.095				
	KOVTUN Illia		6.1	14.066	8	6.0	14.400	4	5.3	13.733	19	5.2	14.333	19	6.3	14.900	2	5.7	14.000	2
			7.966			8.400			8.433			9.133			8.600			8.300		
	RADIVILOV Igor							6.0	14.300	9	5.6	14.533	7							
								8.300			8.933									
	STELMAKH Radomyr		5.5	12.466	97	5.7	12.800	57				5.4	12.500	88	5.2	13.233	20			
			6.966			7.100						7.100			8.033					
	KOLODII Pantely		4.9	12.766	80			5.0	13.533	24										
			8.266	0.400				8.533												
	MELNYKOV Mykyta					5.7	13.333	26			4.8	13.700	71	5.7	11.866	105	5.3	11.633	103	
						7.633					8.900		6.166		6.333					
10	Hungary	HUN	40.065		38.099		39.799		42.100		40.499		40.732			241.294				
	MESZAROS Krisztofer		6.1	13.733	19	4.8	12.900	48	4.7	13.333	39	4.8	14.200	29	6.2	13.833	25	5.6	13.700	7
			7.933	0.300		8.100			8.633			9.400			7.633			8.100		
	BALAZS Krisztian		5.2	12.566	89	4.9	12.633	62	4.6	13.200	48			5.9	13.200	53	5.5	13.866	4	
			7.466	0.100		7.733			8.600					7.300			8.366			
	BATORI Szabolcs										4.8	13.600	84							
											8.800									
	MOLNAR Botond		5.6	13.766	15	4.7	12.566	65			5.2	14.300	21	5.1	13.466	42				
			8.166			7.866					9.100			8.366						
	KISS Balazs							5.1	13.266	44						5.1	13.166	27		
								8.166								8.066				









Team Results

Rank	Name	NOC Code													SJ Pen	Total
			D	Total Rk.	D	Total Rk.	D	Total Rk.	D	Total Rk.	D	Total Rk.	D	Total Rk.		
			E	Pen.	E	Pen.	E	Pen.	E	Pen.	E	Pen.	E	Pen.		
11	Romania	ROU	39.199		38.932		40.266		42.966		42.199		37.566			241.128
	BURTANETE Gabriel		5.6	13.366	4.4	12.833	5.1	13.666	5.6	14.600	5.0	13.933	4.1	12.100		80.498
	BURTANETE Robert		7.766		8.433		8.566		9.100	0.100	8.933		8.000			65.332
	MUNTEAN Andrei Vasile		5.4	12.300	4.7	12.666	4.3	12.700	5.2	14.033	4.9	13.633				69.199
	MARCA Razvan-Denis		7.000	0.100	7.966		8.400		8.833		8.733					0.000
	TARCA Nicholas		5.3	13.533			5.3	13.900	5.2	14.333	5.9	14.633	4.4	12.800		26.099
			8.233				8.600		9.133		8.733		8.400			
					5.4	13.433						4.5	12.666			
					8.033							8.166				
12	Netherlands	NED	39.132		40.166		39.932		42.466		40.099		38.800			240.595
	DE MUNCK Loran				6.5	14.666	4.6	13.100			5.6	13.966				41.732
	GRUENBERG Jermain				8.166		8.500				8.366					38.099
	SCHMIDT Casimir						4.2	12.766			5.1	12.333	5.0	13.000		81.932
	HUERNINK Luuk						8.566				7.233		8.000			39.266
	RAMSAHAI Yazz		5.6	13.400	5.8	13.200	5.5	14.066	5.2	14.266	5.5	13.800	5.2	13.200		39.566
			7.900	0.100	7.400		8.566		9.066		8.300		8.000			
			5.3	12.866					4.8	13.800			4.6	12.600		
			7.566						9.000				8.000			
			4.8	12.866	5.1	12.300			5.2	14.400						
			8.066		7.200				9.200							









Team Results

Rank	Name	NOC Code													SJ Pen	Total
			D E	Total Rk. Pen.	D E	Total Rk. Pen.	D E	Total Rk. Pen.	D E	Total Rk. Pen.	D E	Total Rk. Pen.	D E	Total Rk. Pen.		
13	Israel	ISR	39.132		39.532		39.965		41.799		40.465		38.966			239.859
	DOLGOPYAT Artem		6.1 8.266	14.366 2	5.8 13.066	40	4.5 13.166	51	4.8 13.766	62	5.3 13.333	45	4.7 12.833	48		80.530
	LIUBIMOV Ilia		5.0 7.233	12.233 105	5.3 13.333	25	4.2 13.066	59	4.8 13.800	58			4.8 13.233	17		65.665
	MYAKININ Alexander				5.7 13.133	38							8.433			13.133
	ZEIDEL Uri		5.0 7.733	12.533 92							5.0 13.666	29	4.4 12.900	37		39.099
	GULIDOV Pavel						5.5 13.733	20	5.2 14.233	26	5.0 13.466	41				41.432
14	Finland	FIN	40.399		38.966		39.766		41.199		40.099		38.600			239.029
	KOSKI Elias		5.4 8.266	13.566 28	5.1 13.500	20	4.9 13.433	33	4.8 13.833	54	5.5 13.533	38	5.0 13.000	34		80.865
	KIRMES Oskar				5.3 13.133	37	4.7 13.233	46	4.8 13.466	87	5.0 13.300	48	4.6 12.900	38		66.032
	KANERVA Tarmo		5.1 8.200	13.300 49	4.4 12.333	73	4.3 13.100	56								38.733
	KIRMES Robert		5.6 8.133	13.533 32					4.8 13.900	48	5.1 13.266	49	4.9 12.700	55		53.399
	KARSIKAS Akseli										8.166		7.800			0.000









Team Results

Rank	Name	NOC Code													SJ Pen	Total
			D	Total Rk.	D	Total Rk.	D	Total Rk.	D	Total Rk.	D	Total Rk.	D	Total Rk.		
			E	Pen.	E	Pen.	E	Pen.	E	Pen.	E	Pen.	E	Pen.		
15	Cyprus	CYP	40.766		35.733		40.598		42.499		38.632		38.132			236.360
	ANGONAS Georgios						4.2	12.666 88	4.8	14.033 37	4.8	12.966 64	4.8	12.433 70		52.098
	GEORGIUO Ilias		5.0	13.133 58	4.7	11.633 100	4.7	13.466 28	4.8	14.100 35	5.2	12.733 80	5.3	12.833 49		77.898
	PILAKOURIS Sokratis		8.233	0.100	6.933		8.766		9.300		7.533		7.533			14.466
	KYRIAKOU Neofytos						5.9	14.466 8								53.232
	CHARI Michalis						8.566		5.2	14.366 18			4.9	12.866 44		38.666
			5.3	14.000 10	4.1	12.000 83			9.166				7.966			
			5.7	13.633 24	3.6	12.100 79					4.2	12.933 66				
			7.933		8.500						8.733					
16	Norway	NOR	39.965		34.565		39.366		42.733		40.598		38.966			236.193
	HEGGENSNES Sofus		5.1	13.166 54	4.8	10.833 117	4.6	13.033 62	5.2	14.500 8	5.2	13.566 33	5.3	13.500 8		78.598
	KARLSEN Jacob		8.066		6.033		8.433		9.300		8.366		8.200			40.499
	WIBYE Harald		4.5	13.033 64			5.5	13.533 25	4.8	13.933 46						51.598
	SPONEVIK Sebastian		8.533				8.033		9.133							38.732
	SKOGVANG Peder				4.4	12.066 81	4.3	12.800 76			5.4	14.266 11	4.9	12.466 65		26.766
					7.666		8.500				8.866		7.566			
					4.7	11.666 98			5.2	14.300 21	4.7	12.766 75				
					6.966				9.100		8.066					
			5.7	13.766 17									4.5	13.000 32		
			8.066										8.500			









Team Results

Rank	Name	NOC Code													SJ Pen	Total
			D	Total Rk.	E	Pen.	D	Total Rk.	E	Pen.	D	Total Rk.	E	Pen.		
17	Lithuania	LTU	39.466		38.633		38.866		40.633		38.766		37.433			233.797
	CHASAZYROVAS Gytis		5.9	13.400 45	5.8	13.200 34	4.7	12.933 69	5.2	13.700 75	4.0	12.733 77	4.1	11.400 108		77.366
	KUZMICKAS Tomas		7.600	0.100	7.400		8.233		8.500		8.733		7.300			76.699
	TVOROGAL Robert		5.0	13.100 59	4.2	12.333 71	4.1	12.800 75	4.0	13.100 100	4.8	13.033 60	4.7	12.333 81		79.732
			8.100		8.133		8.700		9.100		8.233		7.633			
			4.9	12.966 69	4.6	13.100 39	4.5	13.133 55	4.8	13.833 54	5.9	13.000 63	5.5	13.700 6		
			8.066		8.500		8.633		9.033		7.100		8.200			
18	Bulgaria	BUL	39.865		34.666		38.866		42.366		38.899		36.499			231.161
	ALEKSANDROV Yordan		4.9	13.066 61			4.6	12.633 91			5.7	13.833 24	5.1	12.866 46		52.398
			8.166				8.033				8.133		7.766			
	ZLATANOV Bozhidar				4.2	11.166 111	4.4	13.333 38	5.2	14.200 31	6.0	13.200 54				51.899
					6.966		8.933		9.000		7.200					
	TRIFONOV Teodor				4.5	11.700 96							4.6	11.400 109		23.100
					7.200								6.800			
	PENEV Eddie		5.6	13.233 53					5.2	14.266 23						27.499
			7.633						9.066							
	PENEV Kevin		5.6	13.566 29	4.6	11.800 91	4.6	12.900 72	5.2	13.900 51	4.6	11.866 104	4.4	12.233 84		76.265
			7.966		7.200		8.300		9.000	0.300	7.266		7.833			









Team Results

Rank	Name	NOC Code													SJ Pen	Total						
			D	Total Rk.	D	Total Rk.	D	Total Rk.	D	Total Rk.	D	Total Rk.	D	Total Rk.								
			E	Pen.	E	Pen.	E	Pen.	E	Pen.	E	Pen.	E	Pen.								
19	Austria	AUT	38.765		38.265		38.766		40.165		37.799		37.233			230.993						
	BENDA Alexander										4.8	11.933	98			11.933						
	MATIEV Askhab		5.2	12.733	81	4.4	12.833	52	4.1	12.966	67	4.8	13.066	105	4.2	13.200	51	4.3	12.600	59	77.398	
	KRANZLMUELLER Severin		7.533			8.433		8.866		8.566		0.300		9.000				8.300		75.531		
	RUDY Ricardo		5.1	12.566	90	4.0	11.866	88	4.4	13.000	64	4.4	13.366	93	4.8	12.033	101	4.7	12.700	54	66.131	
			7.466			7.866		8.600		8.966		7.233				8.000						
			5.0	13.466	37	5.1	13.566	17	4.3	12.800	76	4.8	13.733	64	4.3	12.566	85					
			8.466			8.466		8.500		8.933		8.266										
20	Iceland	ISL	39.565		36.432		36.699		41.266		38.266		37.199			229.427						
	GUDMUNDSSON Martin Bjarni		4.6	13.133	57				4.1	12.066	112	4.8	13.700	71		4.2	12.200	87			51.099	
	OLAFSSON Dagur Kari		8.633	0.100		4.6	12.933	45					4.7	13.000	62	4.0	12.633	58			38.566	
	THORISSON Jonas Ingi					8.333						8.300		8.633							38.665	
	REINHARDSSON Valgard		4.9	13.466	36	3.8	11.533	104		4.8	13.666	77									75.698	
	DAVIDSSON Agust Ingi		8.566			7.733				8.866											25.399	
			4.9	12.966	68	3.4	11.966	84	4.3	12.100	109	4.8	13.900	48	4.8	12.400	90	4.4	12.366	73		
			8.166	0.100		8.566		7.800		9.100		7.600		7.966								
								4.4	12.533	96		4.4	12.866	70								
								8.133				8.466										









Team Results

Rank	Name	NOC Code													SJ Pen	Total	
			D E	Total Rk. Pen.	D E	Total Rk. Pen.	D E	Total Rk. Pen.	D E	Total Rk. Pen.	D E	Total Rk. Pen.	D E	Total Rk. Pen.			
21	Poland	POL	38.666		34.366		37.499		41.599		39.632		37.198			228.960	
	GARNCZAREK Kacper		4.9 7.400	12.200 0.100	106 8.100	4.8 12.900	48 8.100	4.1 12.200	106 9.066	4.4 13.466	85 8.133	4.9 13.033	61 8.066	4.8 12.866		76.665	
	GAWRONSKI Sebastian		5.7 7.666	13.166 0.200	56 6.900	4.0 10.900	116 7.633	5.0 12.633	92 9.200	5.2 14.400	16 8.633	4.9 13.533	36 7.666	4.7 12.366		76.998	
	SASNAL Filip		5.6 7.900	13.300 0.200	50 6.666	3.9 10.566	123 8.466	4.2 12.666	88 9.033	4.8 13.733	63 0.100	4.2 8.866	13.066 7.566	58 4.4	11.966 96		75.297
22	Greece	GRE	36.398		36.399		40.833		40.598		40.198		34.332			228.758	
	PETROUNIAS Eleftherios						6.3 8.433	14.733 4								14.733	
	ILIOPOULOS Nikolaos		4.7 7.566	12.266 8.033	103 4.3	12.333 8.700	72 4.7	13.400 9.166	35 4.8	13.966 8.066	43 5.2	13.266 7.700	50 5.2	12.900 41		78.131	
	TSOLAKIDIS Stefanos		4.6 7.666	12.266 7.666	102						6.0 7.766	13.766 28				26.032	
	TANTALIDIS Antonios		5.6 6.566	11.866 0.300	112 6.800	5.4 12.200	76 8.800	3.9 12.700	81 8.766	5.2 8.766	13.666 0.300	80 9.166	4.0 6.866	13.166 4.1	10.966 119		74.564
	KANELLOS Apostolos				5.4 6.466	11.866 90			4.0 8.966	12.966 111			4.7 5.766	10.466 122		35.298	









Team Results

Rank	Name	NOC Code													SJ Pen	Total												
			D	Total Rk.	D	Total Rk.	D	Total Rk.	D	Total Rk.	D	Total Rk.	D	Total Rk.														
			E	Pen.	E	Pen.	E	Pen.	E	Pen.	E	Pen.	E	Pen.														
23	Ireland	IRL	39.200		40.265		35.799		41.633		35.366		35.799			228.062												
	MC CLENAGHAN Rhys				6.4	14.966	1									14.966												
	MONTGOMERY Eamon		5.9	13.500	35											13.500												
	STEELE Adam		7.600																									
	CUNNINGHAM Dominick		5.5	13.000	66	5.4	13.433	22	3.6	12.000	113	5.2	13.700	75	5.1	12.400	91	4.1	12.400	71		76.933						
	HOOTON Niall		7.900	0.400	8.033				8.400		8.500		7.300		8.300													
			5.6	12.700	84	4.5	11.866	89	4.8	12.266	102	5.2	14.233	26	5.1	12.166	96	4.9	11.866	101		75.097						
			7.200	0.100	7.366				7.466		9.033		7.066		6.966													
									3.6	11.533	123	4.8	13.700	71	4.5	10.800	113	3.8	11.533	107		47.566						
									7.933		8.900		6.300		7.733													
24	Czech Republic	CZE	38.966		34.699		36.433		40.765		37.766		36.965			225.594												
	BAGO Daniel		4.9	13.400	43	4.0	11.766	93	4.1	12.633	90	4.4	13.266	94	4.3	12.633	83	4.2	12.233	83		75.931						
	GAGAMOV Jack		8.500				4.7	11.233	110	4.2	11.900	116					4.4	12.366	73		35.499							
	KALNY Ondrej						6.533		7.700																			
	RADOVESNICKY Daniel		5.4	12.900	72	4.3	11.700	95				5.2	14.433	13								39.033						
	POSPISIL Martin		7.600	0.100	7.400							9.233					4.0	13.066	104	5.0	12.800	73	4.4	12.366	73		38.232	
																	9.066		7.800		7.966							
			4.3	12.666	85				3.8	11.900	115				3.8	12.333	93					36.899						
			8.366						8.100																			









Team Results

Rank	Name	NOC Code													SJ Pen	Total
			D E	Total Rk. Pen.	D E	Total Rk. Pen.	D E	Total Rk. Pen.	D E	Total Rk. Pen.	D E	Total Rk. Pen.	D E	Total Rk. Pen.		
25	Sweden	SWE	38.432		33.232		38.532		39.333		37.733		36.899			224.161
	IL-SUNG MELANDER Luis		4.6 8.266	12.866 73			5.5 6.866	12.366 100	4.0 9.033	13.033 107			3.6 8.266	11.866 99		50.131
	IDESJOE Karl		5.1 7.700	12.700 82	3.2 7.266	10.466 125	4.5 8.866	13.366 37			5.5 8.033	13.533 38	4.9 7.700	12.600 62		62.665
	SUNDELL William				4.9 5.900	10.800 119										10.800
	LENBERG Joakim		4.7 8.166	12.866 74					4.0 9.100	13.100 100	4.4 6.900	11.300 111				37.266
	STENBERG Marcus				4.1 7.866	11.966 85	4.4 8.400	12.800 79	4.4 8.900	13.200 96	4.4 8.500	12.900 69	4.5 7.933	12.433 69		63.299
26	Slovakia	SVK	35.200		37.399		36.999		39.399		38.765		34.966			222.728
	KASALA Oliver		4.5 7.800	12.300 100	4.8 6.466	11.266 109	4.0 7.966	11.966 114	4.0 8.933	12.933 113	5.2 8.366	13.566 33	4.4 7.933	12.333 79		74.364
	NEMCOVIC Matej		5.0 7.000	12.000 110	5.4 7.533	12.933 46	4.9 7.933	12.833 74			4.3 8.166	12.466 89	3.8 7.500	11.300 112		61.532
	VIDRICKO Peter								4.0 9.000	13.000 110			3.9 7.433	11.333 110		24.333
	OTRESHKO Volodymyr		4.2 6.700	10.900 121	5.4 7.800	13.200 31	3.8 8.400	12.200 105	4.8 8.766	13.466 87	4.6 8.133	12.733 78				62.499









Team Results

Rank	Name	NOC Code													SJ Pen	Total					
			D E	Total Rk. Pen.	D E	Total Rk. Pen.	D E	Total Rk. Pen.	D E	Total Rk. Pen.	D E	Total Rk. Pen.									
27	Georgia	GEO	10.600		23.333		23.566		13.100		36.466		33.732			140.797					
	ABESADZE Saba										4.5	12.066	99			12.066					
	JIMSHELEISHVILI Ioane										4.4	12.700	81	4.0	11.166	116	23.866				
	SITCHINAVA Bidzina		3.8	10.600	123	4.0	11.300	108	3.3	11.500	124	4.0	13.100	100	4.2	11.700	107	3.8	11.566	105	69.766
	SKHILADZE Levan		6.900	0.100		7.300		8.200		9.100		7.500		7.766				3.9	11.000	118	35.099
						6.633		8.066						7.100							
	Croatia	CRO	13.433		36.899				13.200				13.966			DNF					
	BENOVIC Aurel		6.2	13.433	41				5.6	13.200	97						26.633				
			7.333	0.100					8.000	0.400											
	SRBIC Tin												5.5	13.966	3		13.966				
													8.466								
	UDE Filip					5.7	13.366	24									13.366				
						7.666															
	VLAHEK Jakov					5.7	11.733	94									11.733				
						6.033															
	ZUGEC Mateo					5.5	11.800	92									11.800				
						6.300															









All-Around Results

Rank	BIB	Name	NOC Code																			Total	
				D	Total	Rk.	D	Total	Rk.	D	Total	Rk.	D	Total	Rk.	D	Total	Rk.	D	Total	Rk.		
				E	Pen.		E	Pen.		E	Pen.		E	Pen.		E	Pen.		E	Pen.			
1	273	KOVTUN Illia	UKR	6.1	14.066	8	6.0	14.400	4	5.3	13.733	19	5.2	14.333	19	6.3	14.900	2	5.7	14.000	2	85.432	Q
				7.966	0.00	8.400	0.00	8.433	0.00	9.133	0.00	8.600	0.00	8.300	0.00								
2	267	ASIL Adem	TUR	5.8	13.766	16	5.1	12.700	59	6.3	15.033	1	6.0	14.966	3	5.6	14.000	17	4.7	13.200	21	83.665	Q
				8.066	-0.10	7.600	0.00	8.733	0.00	9.066	-0.10	8.400	0.00	8.500	0.00								
3	162	JARMAN Jake	GBR	6.5	13.833	13	6.0	13.633	15	4.7	13.233	46	6.0	14.766	4	5.9	14.400	8	4.8	13.233	17	83.098	Q
				7.433	-0.10	7.633	0.00	8.533	0.00	8.766	0.00	8.500	0.00	8.433	0.00								
4	102	DAVTYAN Artur	ARM	4.3	13.400	42	5.7	14.266	6	4.8	13.733	18	5.6	15.000	1	4.5	13.600	32	4.1	12.466	64	82.465	Q
				9.100	0.00	8.566	0.00	8.933	0.00	9.400	0.00	9.100	0.00	8.366	0.00								
5	222	SCHMIDT Casimir	NED	5.6	13.400	44	5.8	13.200	34	5.5	14.066	12	5.2	14.266	23	5.5	13.800	27	5.2	13.200	23	81.932	Q
				7.900	-0.10	7.400	0.00	8.566	0.00	9.066	0.00	8.300	0.00	8.000	0.00								
6	176	BRENDEL Pascal	GER	5.5	13.600	27	5.6	13.666	14	4.6	13.100	57	4.8	13.966	43	5.7	14.200	12	5.0	13.200	22	81.732	Q
				8.100	0.00	8.066	0.00	8.500	0.00	9.166	0.00	8.500	0.00	8.200	0.00								
7	184	MESZAROS Krisztofer	HUN	6.1	13.733	19	4.8	12.900	48	4.7	13.333	39	4.8	14.200	29	6.2	13.833	25	5.6	13.700	7	81.699	Q
				7.933	-0.30	8.100	0.00	8.633	0.00	9.400	0.00	7.633	0.00	8.100	0.00								
8	145	DIALLO Thierno	ESP	5.6	13.566	29	5.6	13.200	32	4.7	12.900	73	4.8	13.800	59	6.4	14.700	5	5.2	13.000	36	81.166	Q
				7.966	0.00	7.600	0.00	8.200	0.00	9.000	0.00	8.300	0.00	7.800	0.00								
9	207	ABBADINI Yumin	ITA	5.5	13.966	11	5.7	14.266	6	4.7	13.500	26	4.8	13.733	64	5.3	13.500	40	5.3	12.133	90	81.098	Q
				8.466	0.00	8.566	0.00	8.800	0.00	8.933	0.00	8.200	0.00	6.833	0.00								
10	166	NATHAN Joshua	GBR	5.8	13.766	18	5.6	13.533	19	4.8	13.166	53	5.2	14.100	36	5.5	13.133	57	5.1	13.333	15	81.031	Q
				7.966	0.00	7.933	0.00	8.366	0.00	8.900	0.00	7.633	0.00	8.233	0.00								
11	208	CASALI Lorenzo Minh	ITA	5.5	13.633	22	5.2	11.900	87	5.1	13.466	29	5.2	14.466	10	5.6	14.133	14	5.3	13.400	11	80.998	Q
				8.433	-0.30	6.700	0.00	8.366	0.00	9.266	0.00	8.533	0.00	8.100	0.00								









All-Around Results

Rank	BIB	Name	NOC Code																			Total			
				D	Total	Rk.	D	Total	Rk.	D	Total	Rk.	D	Total	Rk.	D	Total	Rk.	D	Total	Rk.				
				E	Pen.		E	Pen.		E	Pen.		E	Pen.		E	Pen.		E	Pen.					
12	150	KOSKI Elias	FIN	5.4	13.566	28	5.1	13.500	20	4.9	13.433	33	4.8	13.833	54	5.5	13.533	38	5.0	13.000	34	80.865	Q		
				8.266	-0.10	8.400	0.00	8.533	0.00	9.033	0.00	8.033	0.00	8.000	0.00	8.000	0.00	8.000	0.00	8.000	0.00	8.000	0.00		
13	251	SEIFERT Noe	SUI	5.7	14.300	3	4.9	12.966	44	5.0	12.333	101	4.8	13.933	46	6.3	14.700	4	5.5	12.600	63	80.832	Q		
				8.600	0.00	8.066	0.00	7.333	0.00	9.133	0.00	8.400	0.00	7.100	0.00	7.100	0.00	7.100	0.00	7.100	0.00	7.100	0.00		
14	144	ABAD Nestor	ESP	4.6	12.500	94	5.0	13.233	28	5.3	13.766	17	4.8	13.700	69	5.8	13.900	23	5.3	13.733	5	80.832	Q		
				8.000	-0.10	8.233	0.00	8.466	0.00	9.000	-0.10	8.100	0.00	8.433	0.00	8.433	0.00	8.433	0.00	8.433	0.00	8.433	0.00		
15	252	LANGENEGGER Florian	SUI	5.6	13.700	20	5.2	13.466	21	4.6	13.266	43	5.2	14.033	38	5.5	13.333	46	4.5	13.000	32	80.798	Q		
				8.200	-0.10	8.266	0.00	8.666	0.00	8.933	-0.10	7.833	0.00	8.500	0.00	8.500	0.00	8.500	0.00	8.500	0.00	8.500	0.00		
16	201	DOLGOPYAT Artem	ISR	6.1	14.366	2	5.8	13.066	40	4.5	13.166	51	4.8	13.766	62	5.3	13.333	45	4.7	12.833	48	80.530	Q		
				8.266	0.00	7.266	0.00	8.666	0.00	9.066	-0.10	8.333	-0.30	8.133	0.00	8.133	0.00	8.133	0.00	8.133	0.00	8.133	0.00		
17	240	BURTANETE Gabriel	ROU	5.6	13.366	48	4.4	12.833	52	5.1	13.666	22	5.6	14.600	5	5.0	13.933	22	4.1	12.100	93	80.498	Q		
				7.766	0.00	8.433	0.00	8.566	0.00	9.100	-0.10	8.933	0.00	8.000	0.00	8.000	0.00	8.000	0.00	8.000	0.00	8.000	0.00		
18	165	TOBIN Adam	GBR	5.6	13.500	34	4.6	12.900	47	5.0	13.200	50	5.2	14.466	10	5.9	12.933	68	5.2	13.200	23	80.199			
				7.900	0.00	8.300	0.00	8.200	0.00	9.266	0.00	7.033	0.00	8.000	0.00	8.000	0.00	8.000	0.00	8.000	0.00	8.000	0.00		
19	187	MOLNAR Botond	HUN	5.6	13.766	15	4.7	12.566	65	4.4	13.066	60	5.2	14.300	21	5.1	13.466	42	4.7	12.900	39	80.064	Q		
				8.166	0.00	7.866	0.00	8.666	0.00	9.100	0.00	8.366	0.00	8.200	0.00	8.200	0.00	8.200	0.00	8.200	0.00	8.200	0.00		
20	217	TVOROGAL Robert	LTU	4.9	12.966	69	4.6	13.100	39	4.5	13.133	55	4.8	13.833	54	5.9	13.000	63	5.5	13.700	6	79.732	Q		
				8.066	0.00	8.500	0.00	8.633	0.00	9.033	0.00	7.100	0.00	8.200	0.00	8.200	0.00	8.200	0.00	8.200	0.00	8.200	0.00		
21	117	MARTINEZ Victor	BEL	5.4	12.466	96	4.3	12.866	50	5.0	13.300	42	5.2	14.466	10	5.4	13.566	35	4.6	12.866	42	79.530	Q		
				7.066	0.00	8.566	0.00	8.300	0.00	9.266	0.00	8.166	0.00	8.266	0.00	8.266	0.00	8.266	0.00	8.266	0.00	8.266	0.00		
22	151	KIRMES Oskar	FIN	5.5	13.300	51	5.3	13.133	37	4.7	13.233	46	4.8	13.466	87	5.0	13.300	48	4.6	12.900	38	79.332	Q		
				7.900	-0.10	7.833	0.00	8.533	0.00	8.766	-0.10	8.300	0.00	8.300	0.00	8.300	0.00	8.300	0.00	8.300	0.00	8.300	0.00		









All-Around Results

Rank	BIB	Name	NOC Code																			Total	
				D	Total	Rk.	D	Total	Rk.	D	Total	Rk.	D	Total	Rk.	D	Total	Rk.	D	Total	Rk.		
23	269	ONDER Ahmet	TUR	5.4 8.300	13.600 -0.10	26 8.066	4.4 0.00	12.466 7.900	68 9.000	4.8 0.00	12.700 9.000	87 0.00	5.2 0.00	14.200 0.00	31 6.966	6.0 0.00	12.966 7.666	65 0.00	5.6 0.00	13.266 0.00	16	79.198	Q
24	157	SALADINO Leo	FRA	5.3 8.166	13.366 -0.10	47 7.400	4.0 0.00	11.400 8.233	106 0.00	4.7 8.933	12.933 0.00	69 8.933	5.6 -0.10	14.433 8.400	15 0.00	5.7 7.966	14.100 0.00	15 7.966	4.9 0.00	12.866 0.00	44	79.098	Q
25	115	VAN DEN KEYBUS Luka	BEL	5.5 8.133	13.633 0.00	23 7.666	4.7 0.00	12.366 8.700	70 0.00	4.3 8.000	13.000 0.00	63 8.000	5.2 0.00	13.200 8.633	98 0.00	5.0 7.400	13.633 0.00	31 7.400	5.4 0.00	12.800 0.00	52	78.632	Q
26	226	HEGEMSNES Sofus	NOR	5.1 8.066	13.166 0.00	54 6.033	4.8 0.00	10.833 8.433	117 0.00	4.6 9.300	13.033 0.00	62 9.300	5.2 0.00	14.500 8.366	8 0.00	5.2 8.200	13.566 0.00	33 8.200	5.3 0.00	13.500 0.00	8	78.598	R1
27	185	BALAZS Krisztian	HUN	5.2 7.466	12.566 -0.10	89 7.733	4.9 0.00	12.633 8.600	62 0.00	4.6 8.733	13.200 -0.10	48 7.300	4.4 0.00	13.033 8.366	109 0.00	5.9 8.366	13.200 0.00	53 8.366	5.5 0.00	13.866 0.00	4	78.498	
28	202	LIUBIMOV Ilia	ISR	5.0 7.233	12.233 0.00	105 8.033	5.3 0.00	13.333 8.866	25 0.00	4.2 9.100	13.066 -0.10	59 7.800	4.8 0.00	13.800 8.433	58 0.00	4.8 8.433	12.600 0.00	84 8.433	4.8 0.00	13.233 0.00	17	78.265	R2
29	179	ILIOPOULOS Nikolaos	GRE	4.7 7.566	12.266 0.00	103 8.033	4.3 0.00	12.333 8.700	72 0.00	4.7 9.166	13.400 0.00	35 9.166	4.8 0.00	13.966 8.066	43 0.00	5.2 8.066	13.266 0.00	50 7.700	5.2 0.00	12.900 0.00	41	78.131	R3
30	132	GEORGIU Ilias	CYP	5.0 8.233	13.133 -0.10	58 6.933	4.7 0.00	11.633 8.766	100 0.00	4.7 9.300	13.466 0.00	28 9.300	4.8 0.00	14.100 7.533	35 0.00	5.2 7.533	12.733 0.00	80 7.533	5.3 0.00	12.833 0.00	49	77.898	
31	110	RUDY Ricardo	AUT	5.0 8.466	13.466 0.00	37 8.466	5.1 0.00	13.566 8.500	17 0.00	4.3 8.933	12.800 0.00	76 8.933	4.8 0.00	13.733 8.266	64 0.00	4.3 7.533	12.566 0.00	85 7.533	4.1 0.00	11.633 0.00	102	77.764	
32	228	WIBYE Harald	NOR	5.3 7.166	12.366 -0.10	99 7.666	4.4 0.00	12.066 8.500	81 0.00	4.3 9.000	12.800 0.00	76 9.000	4.8 0.00	13.800 8.866	59 0.00	5.4 8.866	14.266 0.00	11 7.566	4.9 0.00	12.466 0.00	65	77.764	
33	113	TIKHONOV Ivan	AZE	5.4 7.666	13.066 0.00	62 6.233	5.4 0.00	11.633 8.200	101 0.00	5.3 8.200	13.500 0.00	27 7.866	5.6 -0.30	13.166 8.233	99 0.00	4.9 7.800	13.133 0.00	56 7.800	5.1 0.00	12.900 0.00	40	77.398	









All-Around Results

Rank	BIB	Name	NOC Code																			Total		
				D	Total	Rk.	D	Total	Rk.	D	Total	Rk.	D	Total	Rk.	D	Total	Rk.	D	Total	Rk.			
				E	Pen.		E	Pen.		E	Pen.		E	Pen.		E	Pen.		E	Pen.				
34	108	MATIEV Askhab	AUT	5.2	12.733	81	4.4	12.833	52	4.1	12.966	67	4.8	13.066	105	4.2	13.200	51	4.3	12.600	59	77.398		
				7.533	0.00	8.433	0.00	8.866	0.00	8.566	-0.30	9.000	0.00	8.300	0.00									
35	215	CHASAZYROVAS Gytis	LTU	5.9	13.400	45	5.8	13.200	34	4.7	12.933	69	5.2	13.700	75	4.0	12.733	77	4.1	11.400	108	77.366		
				7.600	-0.10	7.400	0.00	8.233	0.00	8.500	0.00	8.733	0.00	7.300	0.00									
36	104	KHACHIKYAN Gagik	ARM	5.1	13.600	25	6.1	12.633	63	4.1	12.700	82	4.8	13.466	87	4.3	12.766	74	3.7	12.100	91	77.265		
				8.500	0.00	6.533	0.00	8.600	0.00	8.766	-0.10	8.466	0.00	8.400	0.00									
37	275	STELMAKH Radomyr	UKR	5.5	12.466	97	5.7	12.800	57	4.5	13.000	65	5.2	13.066	106	5.4	12.500	88	5.2	13.233	20	77.065		
				6.966	0.00	7.100	0.00	8.500	0.00	7.966	-0.10	7.100	0.00	8.033	0.00									
38	233	GAWRONSKI Sebastian	POL	5.7	13.166	56	4.0	10.900	116	5.0	12.633	92	5.2	14.400	16	4.9	13.533	36	4.7	12.366	76	76.998		
				7.666	-0.20	6.900	0.00	7.633	0.00	9.200	0.00	8.633	0.00	7.666	0.00									
39	192	STEELE Adam	IRL	5.5	13.000	66	5.4	13.433	22	3.6	12.000	113	5.2	13.700	75	5.1	12.400	91	4.1	12.400	71	76.933		
				7.900	-0.40	8.033	0.00	8.400	0.00	8.500	0.00	7.300	0.00	8.300	0.00									
40	135	CHARI Michalis	CYP	5.7	13.633	24	3.6	12.100	79	4.6	12.233	104	4.8	13.866	53	4.2	12.933	66	4.0	12.100	92	76.865		
				7.933	0.00	8.500	0.00	7.633	0.00	9.066	0.00	8.733	0.00	8.100	0.00									
41	238	NOGUEIRA Jose	POR	5.3	12.866	76	3.5	12.166	77	4.2	12.700	83	4.4	13.633	81	4.1	13.033	59	4.4	12.433	68	76.831		
				7.566	0.00	8.666	0.00	8.500	0.00	9.233	0.00	8.933	0.00	8.033	0.00									
42	153	KIRMES Robert	FIN	5.6	13.533	32	5.2	11.100	114	5.3	12.200	107	4.8	13.900	48	5.1	13.266	49	4.9	12.700	55	76.699		
				8.133	-0.20	5.900	0.00	6.900	0.00	9.100	0.00	8.166	0.00	7.800	0.00									
43	216	KUZMICKAS Tomas	LTU	5.0	13.100	59	4.2	12.333	71	4.1	12.800	75	4.0	13.100	100	4.8	13.033	60	4.7	12.333	81	76.699		
				8.100	0.00	8.133	0.00	8.700	0.00	9.100	0.00	8.233	0.00	7.633	0.00									
44	232	GARNCZAREK Kacper	POL	4.9	12.200	106	4.8	12.900	48	4.1	12.200	106	4.4	13.466	85	4.9	13.033	61	4.8	12.866	43	76.665		
				7.400	-0.10	8.100	0.00	8.100	0.00	9.066	0.00	8.133	0.00	8.066	0.00									









All-Around Results

Rank	BIB	Name	NOC Code																			Total		
				D	Total	Rk.	D	Total	Rk.	D	Total	Rk.	D	Total	Rk.	D	Total	Rk.	D	Total	Rk.			
				E	Pen.		E	Pen.		E	Pen.		E	Pen.		E	Pen.		E	Pen.				
45	249	VEFIC Petar	SRB	5.3	11.800	114	4.5	12.833	54	4.1	12.900	71	4.8	13.733	64	5.0	12.933	67	4.4	12.400	72	76.599		
				6.500	0.00	8.333	0.00	8.800	0.00	8.933	0.00	7.933	0.00	8.000	0.00	8.000	0.00							
46	120	ALEKSANDROV Yordan	BUL	4.9	13.066	61	4.5	10.466	126	4.6	12.633	91	4.8	13.700	71	5.7	13.833	24	5.1	12.866	46	76.564		
				8.166	0.00	5.966	0.00	8.033	0.00	8.900	0.00	8.133	0.00	7.766	0.00	7.766	0.00							
47	124	PENEV Kevin	BUL	5.6	13.566	29	4.6	11.800	91	4.6	12.900	72	5.2	13.900	51	4.6	11.866	104	4.4	12.233	84	76.265		
				7.966	0.00	7.200	0.00	8.300	0.00	9.000	-0.30	7.266	0.00	7.833	0.00	7.833	0.00							
48	204	ZEIDEL Uri	ISR	5.0	12.533	92	4.9	10.666	121	4.7	12.966	68	4.4	13.466	85	5.0	13.666	29	4.4	12.900	37	76.197		
				7.733	-0.20	5.766	0.00	8.266	0.00	9.066	0.00	8.666	0.00	8.500	0.00	8.500	0.00							
49	136	BAGO Daniel	CZE	4.9	13.400	43	4.0	11.766	93	4.1	12.633	90	4.4	13.266	94	4.3	12.633	83	4.2	12.233	83	75.931		
				8.500	0.00	7.766	0.00	8.533	0.00	8.966	-0.10	8.333	0.00	8.033	0.00	8.033	0.00							
50	265	STENBERG Marcus	SWE	4.1	12.533	91	4.1	11.966	85	4.4	12.800	79	4.4	13.200	96	4.4	12.900	69	4.5	12.433	69	75.832		
				8.433	0.00	7.866	0.00	8.400	0.00	8.900	-0.10	8.500	0.00	7.933	0.00	7.933	0.00							
51	121	ZLATANOV Bozhidar	BUL	5.0	12.633	87	4.2	11.166	111	4.4	13.333	38	5.2	14.200	31	6.0	13.200	54	4.3	11.266	114	75.798		
				7.633	0.00	6.966	0.00	8.933	0.00	9.000	0.00	7.200	0.00	6.966	0.00	6.966	0.00							
52	198	REINHARDSSON Valgard	ISL	4.9	12.966	68	3.4	11.966	84	4.3	12.100	109	4.8	13.900	48	4.8	12.400	90	4.4	12.366	73	75.698		
				8.166	-0.10	8.566	0.00	7.800	0.00	9.100	0.00	7.600	0.00	7.966	0.00	7.966	0.00							
53	196	OLAFSSON Dagur Kari	ISL	4.4	11.766	116	4.6	12.933	45	3.8	11.833	118	4.8	13.400	90	4.7	13.000	62	4.0	12.633	58	75.565		
				7.466	-0.10	8.333	0.00	8.033	0.00	8.700	-0.10	8.300	0.00	8.633	0.00	8.633	0.00							
54	109	KRANZLMUELLER Severin	AUT	5.1	12.566	90	4.0	11.866	88	4.4	13.000	64	4.4	13.366	93	4.8	12.033	101	4.7	12.700	54	75.531		
				7.466	0.00	7.866	0.00	8.600	0.00	8.966	0.00	7.233	0.00	8.000	0.00	8.000	0.00							
55	213	PLATE Ricards	LAT	4.4	12.933	70	3.9	12.533	66	3.9	12.133	108	4.0	13.033	107	4.4	12.700	81	4.8	12.166	89	75.498		
				8.533	0.00	8.633	0.00	8.233	0.00	9.033	0.00	8.300	0.00	7.366	0.00	7.366	0.00							









All-Around Results

Rank	BIB	Name	NOC Code																			Total
				D	Total	Rk.	D	Total	Rk.	D	Total	Rk.	D	Total	Rk.	D	Total	Rk.	D	Total	Rk.	
56	236	CAMPOS Guilherme	POR	5.4 7.500	12.600 -0.30	88 8.033	3.5 0.00	11.533 0.00	103 8.500	4.2 0.00	12.700 0.00	83 9.033	4.8 0.00	13.833 0.00	54 9.033	3.8 0.00	12.833 0.00	71 7.633	4.3 0.00	11.933 0.00	97	75.432
57	227	KARLSEN Jacob	NOR	4.5 8.533	13.033 0.00	64 6.233	4.4 0.00	10.633 0.00	122 8.033	5.5 0.00	13.533 0.00	25 9.133	4.8 0.00	13.933 0.00	46 7.966	3.9 0.00	11.866 0.00	103 8.333	4.0 0.00	12.333 0.00	78	75.331
58	234	SASNAL Filip	POL	5.6 7.900	13.300 -0.20	50 6.666	3.9 0.00	10.566 0.00	123 8.466	4.2 0.00	12.666 0.00	88 9.033	4.8 -0.10	13.733 8.866	63 0.00	4.2 7.566	13.066 0.00	58 7.566	4.4 0.00	11.966 0.00	96	75.297
59	131	ANGONAS Georgios	CYP	4.4 8.066	12.466 0.00	95 7.266	3.4 0.00	10.666 0.00	120 8.466	4.2 0.00	12.666 0.00	88 9.233	4.8 0.00	14.033 0.00	37 8.166	4.8 0.00	12.966 0.00	64 7.633	4.8 0.00	12.433 0.00	70	75.230
60	193	CUNNINGHAM Dominick	IRL	5.6 7.200	12.700 -0.10	84 7.366	4.5 0.00	11.866 0.00	89 7.466	4.8 0.00	12.266 0.00	102 9.033	5.2 0.00	14.233 0.00	26 7.066	5.1 0.00	12.166 0.00	96 6.966	4.9 0.00	11.866 0.00	101	75.097
61	262	IDESJOE Karl	SWE	5.1 7.700	12.700 -0.10	82 7.266	3.2 0.00	10.466 0.00	125 8.866	4.5 0.00	13.366 0.00	37 7.800	4.8 -0.30	12.300 8.033	120 0.00	5.5 7.700	13.533 0.00	38 7.700	4.9 0.00	12.600 0.00	62	74.965
62	181	TANTALIDIS Antonios	GRE	5.6 6.566	11.866 -0.30	112 6.800	5.4 0.00	12.200 0.00	76 8.800	3.9 0.00	12.700 0.00	81 8.766	5.2 -0.30	13.666 9.166	80 0.00	4.0 6.866	13.166 0.00	55 6.866	4.1 0.00	10.966 0.00	119	74.564
63	258	NEMCOVIC Matej	SVK	5.0 7.000	12.000 0.00	110 7.533	5.4 0.00	12.933 0.00	46 7.933	4.9 0.00	12.833 0.00	74 8.933	4.0 0.00	12.933 0.00	113 8.166	4.3 0.00	12.466 0.00	89 7.500	3.8 0.00	11.300 0.00	112	74.465
64	195	GUDMUNDSSON Martin Bjarni	ISL	4.6 8.633	13.133 -0.10	57 7.533	3.6 0.00	11.133 0.00	112 7.966	4.1 0.00	12.066 0.00	112 8.900	4.8 0.00	13.700 0.00	71 8.300	3.9 0.00	12.200 0.00	95 8.000	4.2 0.00	12.200 0.00	87	74.432
65	257	KASALA Oliver	SVK	4.5 7.800	12.300 0.00	100 6.466	4.8 0.00	11.266 0.00	109 7.966	4.0 0.00	11.966 0.00	114 8.933	4.0 0.00	12.933 0.00	113 8.366	5.2 0.00	13.566 0.00	33 7.933	4.4 0.00	12.333 0.00	79	74.364
66	248	HRIBAR Anze	SLO	5.7 6.833	12.533 0.00	93 7.200	3.6 0.00	10.800 0.00	118 8.166	4.2 0.00	12.366 0.00	98 8.933	4.8 0.00	13.733 0.00	64 8.833	3.9 0.00	12.733 0.00	76 7.766	4.2 0.00	11.966 0.00	95	74.131









All-Around Results

Rank	BIB	Name	NOC Code																			Total
				D	Total	Rk.	D	Total	Rk.	D	Total	Rk.	D	Total	Rk.	D	Total	Rk.	D	Total	Rk.	
67	221	GRUENBERG Jermain	NED	5.3 5.633	10.433 -0.50	124 3.7 7.933	11.633 0.00	99 4.2 8.566	12.766 0.00	80 4.8 8.866	13.666 0.00	77 5.1 7.233	12.333 0.00	94 5.0 8.000	13.000 0.00	34	73.831					
68	260	OTRESHKO Volodymyr	SVK	4.2 6.700	10.900 0.00	121 5.4 7.800	13.200 0.00	31 3.8 8.400	12.200 0.00	105 4.8 8.766	13.466 -0.10	87 4.6 8.133	12.733 0.00	78 3.0 8.266	11.266 0.00	113	73.765					
69	247	BUCKLEY Kevin George	SLO	4.4 7.600	12.000 0.00	109 5.0 8.266	13.266 0.00	27 4.3 8.500	12.800 0.00	76 4.8 8.233	12.733 -0.30	117 4.2 6.433	10.633 0.00	114 4.5 7.733	12.233 0.00	86	73.665					
70	139	RADOVESNICKY Daniel	CZE	4.4 7.300	11.700 0.00	118 3.3 7.200	10.500 0.00	124 3.7 8.000	11.700 0.00	120 4.0 9.066	13.066 0.00	104 5.0 7.800	12.800 0.00	73 4.4 7.966	12.366 0.00	73	72.132					
71	180	TSOLAKIDIS Stefanos	GRE	4.6 7.666	12.266 0.00	102 4.3 7.366	11.666 0.00	97 4.2 7.266	11.466 0.00	125 4.8 8.233	12.733 -0.30	117 6.0 7.766	13.766 0.00	28 3.7 5.833	9.533 0.00	124	71.430					
72	218	BRANDENBURGER Quentin	LUX	5.0 6.300	11.000 -0.30	120 4.2 5.700	9.900 0.00	128 4.2 8.333	12.533 0.00	95 4.8 8.833	13.633 0.00	82 4.5 7.166	11.666 0.00	108 3.9 8.400	12.300 0.00	82	71.032					
73	194	HOOTON Niall	IRL	4.7 7.966	12.666 0.00	86 4.2 6.100	10.300 0.00	127 3.6 7.933	11.533 0.00	123 4.8 8.900	13.700 0.00	71 4.5 6.300	10.800 0.00	113 3.8 7.733	11.533 0.00	107	70.532					
74	170	SITCHINAVA Bidzina	GEO	3.8 6.900	10.600 -0.10	123 4.0 7.300	11.300 0.00	108 3.3 8.200	11.500 0.00	124 4.0 9.100	13.100 0.00	100 4.2 7.500	11.700 0.00	107 3.8 7.766	11.566 0.00	105	69.766					
75	261	IL-SUNG MELANDER Luis	SWE	4.6 8.266	12.866 0.00	73 4.2 4.700	8.900 0.00	129 5.5 6.866	12.366 0.00	100 4.0 9.033	13.033 0.00	107 4.7 4.400	9.100 0.00	116 3.6 8.266	11.866 0.00	99	68.131					
76	219	CROVETTO Kevin	MON	4.4 7.666	12.066 0.00	107 2.6 6.800	6.400 -3.00	130 3.8 8.433	12.233 0.00	103 4.4 8.700	13.100 0.00	103 3.5 6.766	10.266 0.00	115 4.3 7.866	12.166 0.00	88	66.231					
77	259	VIDRICKO Peter	SVK	4.5 6.266	10.766 0.00	122 3.2 5.766	4.966 -4.00	131 3.8 7.800	11.600 0.00	122 4.0 9.000	13.000 0.00	110 3.7 8.333	12.033 0.00	100 3.9 7.433	11.333 0.00	110	63.698					



All-Around Results

Rank	BIB	Name	NOC Code																			Total
				D E	Total Pen.	Rk.	D E	Total Pen.	Rk.	D E	Total Pen.	Rk.	D E	Total Pen.	Rk.	D E	Total Pen.	Rk.	D E	Total Pen.	Rk.	
107		BENDA Alexander	AUT	DNS 0.00	3.5 7.533	11.033 0.00	115 4.3 7.566	11.866 0.00	117 4.8 7.666	12.366 -0.10	119 4.8 7.200	12.000 0.00	102 4.8 7.133	11.933 0.00	98	DNF						
169		JIMSHELEISHVILI Ioane	GEO	DNS 0.00		DNS 0.00		DNS 0.00		DNS 0.00	4.4 8.300	12.700 0.00	81 4.0 7.166	11.166 0.00	116	DNF						
171		SKHILADZE Levan	GEO	DNS 0.00	5.4 6.633	12.033 0.00	82 4.0 8.066	12.066 0.00	111	DNS 0.00	4.5 6.766	11.266 0.00	112 3.9 7.100	11.000 0.00	118	DNF						
128		VLAHEK Jakov	CRO	DNS 0.00	5.7 6.033	11.733 0.00	94	DNS 0.00		DNS 0.00		DNS 0.00		DNS 0.00	DNF							

LEGEND	 Horizontal bar	 Parallel bars	 Vault	 Rings	 Pommel horse	 Floor exercise
E Execution	D Difficulty	Rk. Ranking	Pen Penalty			



Results By Apparatus



Rank	Bib	Name	NOC code	E	D	Penalty	Total
1	167	HEPWORTH Harry	GBR	8.300	6.3		14.600 Q
2	201	DOLGOPYAT Artem	ISR	8.266	6.1		14.366 Q
3	251	SEIFERT Noe	SUI	8.600	5.7		14.300 Q
4	177	HOSSEINI Milan	GER	8.266	6.0		14.266 Q
5	161	OSBERGER Benjamin	FRA	8.533	5.6		14.133 Q
6	159	DESANGES Lucas	FRA	8.400	5.7		14.100 Q
7	164	WHITEHOUSE Luke	GBR	7.700	6.5	-0.10	14.100 Q
8	273	KOVTUN Illia	UKR	7.966	6.1		14.066 Q
9	255	KRATTER Moreno	SUI	8.233	5.8		14.033 R1
10	134	KYRIAKOU Neofytos	CYP	8.700	5.3		14.000 R2
11	207	ABBADINI Yumin	ITA	8.466	5.5		13.966 R3
12	149	JIMENEZ Pau	ESP	8.233	5.6		13.833
13	162	JARMAN Jake	GBR	7.433	6.5	-0.10	13.833
14	158	PHILIPPE Mathias	FRA	8.466	5.4	-0.10	13.766
15	187	MOLNAR Botond	HUN	8.166	5.6		13.766
16	267	ASIL Adem	TUR	8.066	5.8	-0.10	13.766
17	230	SKOGVANG Peder	NOR	8.066	5.7		13.766
18	166	NATHAN Joshua	GBR	7.966	5.8		13.766
19	184	MESZAROS Krisztofer	HUN	7.933	6.1	-0.30	13.733
20	252	LANGENEGGER Florian	SUI	8.200	5.6	-0.10	13.700
21	146	CARRION CARO Daniel	ESP	8.466	5.2		13.666
22	208	CASALI Lorenzo Minh	ITA	8.433	5.5	-0.30	13.633
23	115	VAN DEN KEYBUS Luka	BEL	8.133	5.5		13.633
24	135	CHARI Michalis	CYP	7.933	5.7		13.633
25	104	KHACHIKYAN Gagik	ARM	8.500	5.1		13.600
26	269	ONDER Ahmet	TUR	8.300	5.4	-0.10	13.600
27	176	BRENDEL Pascal	GER	8.100	5.5		13.600
28	150	KOSKI Elias	FIN	8.266	5.4	-0.10	13.566
29	145	DIALLO Thierno	ESP	7.966	5.6		13.566



Results By Apparatus



Rank	Bib	Name	NOC code	E	D	Penalty	Total
29	124	PENEV Kevin	BUL	7.966	5.6		13.566
31	242	MUNTEAN Andrei Vasile	ROU	8.233	5.3		13.533
32	153	KIRMES Robert	FIN	8.133	5.6	-0.20	13.533
33	118	ONOSHIMA Takumi	BEL	8.100	5.7	-0.30	13.500
34	165	TOBIN Adam	GBR	7.900	5.6		13.500
35	191	MONTGOMERY Eamon	IRL	7.600	5.9		13.500
36	197	THORISSON Jonas Ingi	ISL	8.566	4.9		13.466
37	110	RUDY Ricardo	AUT	8.466	5.0		13.466
38	270	KOSAK Mehmet Ayberk	TUR	8.066	5.5	-0.10	13.466
39	156	ZONA Jim	FRA	8.233	5.3	-0.10	13.433
40	175	KOCHAN Lucas	GER	7.833	5.6		13.433
41	125	BENOVIC Aurel	CRO	7.333	6.2	-0.10	13.433
42	102	DAVTYAN Artur	ARM	9.100	4.3		13.400
43	136	BAGO Daniel	CZE	8.500	4.9		13.400
44	222	SCHMIDT Casimir	NED	7.900	5.6	-0.10	13.400
45	215	CHASAZYROVAS Gytis	LTU	7.600	5.9	-0.10	13.400
46	211	MACCHIATI Mario	ITA	8.166	5.5	-0.30	13.366
47	157	SALADINO Leo	FRA	8.166	5.3	-0.10	13.366
48	240	BURTANETE Gabriel	ROU	7.766	5.6		13.366
49	152	KANERVA Tarmo	FIN	8.200	5.1		13.300
50	234	SASNAL Filip	POL	7.900	5.6	-0.20	13.300
51	151	KIRMES Oskar	FIN	7.900	5.5	-0.10	13.300
52	210	LODADIO Marco	ITA	7.900	5.4		13.300
53	123	PENEV Eddie	BUL	7.633	5.6		13.233
54	226	HEGGENSNES Sofus	NOR	8.066	5.1		13.166
55	254	SERHANI Taha	SUI	7.966	5.2		13.166
56	233	GAWRONSKI Sebastian	POL	7.666	5.7	-0.20	13.166
57	195	GUDMUNDSSON Martin	ISL	8.633	4.6	-0.10	13.133
58	132	GEORGIU Ilias	CYP	8.233	5.0	-0.10	13.133



Results By Apparatus



Rank	Bib	Name	NOC code	E	D	Penalty	Total
59	216	KUZMICKAS Tomas	LTU	8.100	5.0		13.100
60	271	SENER Kerem	TUR	8.266	4.8		13.066
61	120	ALEKSANDROV Yordan	BUL	8.166	4.9		13.066
62	113	TIKHONOV Ivan	AZE	7.666	5.4		13.066
63	256	GIUBELLINI Luca	SUI	7.566	5.8	-0.30	13.066
64	227	KARLSEN Jacob	NOR	8.533	4.5		13.033
65	116	GENTGES Maxime	BEL	8.000	5.0		13.000
66	192	STEELE Adam	IRL	7.900	5.5	-0.40	13.000
67	172	DUNKEL Nils	GER	7.700	5.3		13.000
68	198	REINHARDSSON Valgard	ISL	8.166	4.9	-0.10	12.966
69	217	TVOROGAL Robert	LTU	8.066	4.9		12.966
70	213	PLATE Ricards	LAT	8.533	4.4		12.933
71	231	STENE Nore	NOR	7.333	5.6		12.933
72	138	KALNY Ondrej	CZE	7.600	5.4	-0.10	12.900
73	261	IL-SUNG MELANDER Luis	SWE	8.266	4.6		12.866
74	264	LENBERG Joakim	SWE	8.166	4.7		12.866
75	224	RAMSAHAI Yazz	NED	8.066	4.8		12.866
76	223	HUERNINK Luuk	NED	7.566	5.3		12.866
76	238	NOGUEIRA Jose	POR	7.566	5.3		12.866
78	239	MARQUES Marcelo	POR	7.466	5.4		12.866
79	148	ZAPATA Rayderley	ESP	7.233	5.6		12.833
80	276	KOLODII Pantely	UKR	8.266	4.9	-0.40	12.766
81	108	MATIEV Askhab	AUT	7.533	5.2		12.733
82	262	IDESJOE Karl	SWE	7.700	5.1	-0.10	12.700
83	266	LIDBECK Filip	SWE	7.300	5.7	-0.30	12.700
84	193	CUNNINGHAM Dominick	IRL	7.200	5.6	-0.10	12.700
85	140	POSPISIL Martin	CZE	8.366	4.3		12.666
86	194	HOOTON Niall	IRL	7.966	4.7		12.666
87	121	ZLATANOV Bozhidar	BUL	7.633	5.0		12.633



Results By Apparatus



Rank	Bib	Name	NOC code	E	D	Penalty	Total
88	236	CAMPOS Guilherme	POR	7.500	5.4	-0.30	12.600
89	185	BALAZS Krisztian	HUN	7.466	5.2	-0.10	12.566
90	109	KRANZLMUELLER Severin	AUT	7.466	5.1		12.566
91	265	STENBERG Marcus	SWE	8.433	4.1		12.533
92	204	ZEIDEL Uri	ISR	7.733	5.0	-0.20	12.533
93	248	HRIBAR Anze	SLO	6.833	5.7		12.533
94	144	ABAD Nestor	ESP	8.000	4.6	-0.10	12.500
95	131	ANGONAS Georgios	CYP	8.066	4.4		12.466
96	117	MARTINEZ Victor	BEL	7.066	5.4		12.466
97	275	STELMAKH Radomyr	UKR	6.966	5.5		12.466
98	130	JOVICIC Marko	CRO	7.633	5.1	-0.30	12.433
99	228	WIBYE Harald	NOR	7.166	5.3	-0.10	12.366
100	257	KASALA Oliver	SVK	7.800	4.5		12.300
101	241	BURTANETE Robert	ROU	7.000	5.4	-0.10	12.300
102	180	TSOLAKIDIS Stefanos	GRE	7.666	4.6		12.266
103	179	ILIOPOULOS Nikolaos	GRE	7.566	4.7		12.266
104	174	KLESSING Nick	GER	6.866	5.5	-0.10	12.266
105	202	LIUBIMOV Ilia	ISR	7.233	5.0		12.233
106	232	GARNCZAREK Kacper	POL	7.400	4.9	-0.10	12.200
107	219	CROVETTO Kevin	MON	7.666	4.4		12.066
108	244	TARCA Nicholas	ROU	6.933	5.2	-0.10	12.033
109	247	BUCKLEY Kevin George	SLO	7.600	4.4		12.000
110	258	NEMCOVIC Matej	SVK	7.000	5.0		12.000
111	205	GULIDOV Pavel	ISR	7.366	4.5		11.866
112	181	TANTALIDIS Antonios	GRE	6.566	5.6	-0.30	11.866
113	183	GRAIKOS Alkinoos Nikolaos	GRE	6.833	5.0		11.833
114	249	VEFIC Petar	SRB	6.500	5.3		11.800
115	182	KANELLOS Apostolos	GRE	7.566	4.5	-0.30	11.766
116	196	OLAFSSON Dagur Kari	ISL	7.466	4.4	-0.10	11.766




Results By Apparatus



Rank	Bib	Name	NOC code	E	D	Penalty	Total
117	186	BATORI Szabolcs	HUN	6.666	5.1		11.766
118	139	RADOVESNICKY Daniel	CZE	7.300	4.4		11.700
119	277	MELNYKOV Mykyta	UKR	6.366	5.3	-0.10	11.566
120	218	BRANDENBURGER Quentin	LUX	6.300	5.0	-0.30	11.000
121	260	OTRESHKO Volodymyr	SVK	6.700	4.2		10.900
122	259	VIDRICKO Peter	SVK	6.266	4.5		10.766
123	170	SITCHINAVA Bidzina	GEO	6.900	3.8	-0.10	10.600
124	221	GRUENBERG Jermain	NED	5.633	5.3	-0.50	10.433
	107	BENDA Alexander	AUT	0.000			DNS
	169	JIMSHELEISHVILI Ioane	GEO	0.000			DNS
	171	SKHILADZE Levan	GEO	0.000			DNS
	128	VLAHEK Jakov	CRO	0.000			DNS
	129	ZUGEC Mateo	CRO	0.000			DNS

NOTE The 8 highest ranked participants in the qualifying competition per apparatus will qualify for the apparatus finals. A maximum number of 2 participant(s) per National Federation are allowed in these finals. 3 reserve participant(s) will be nominated for each final.

LEGEND

 Floor exercise

D Difficulty

E Execution



Results By Apparatus



Rank	Bib	Name	NOC code	E	D	Penalty	Total
1	190	MC CLENAGHAN Rhys	IRL	8.566	6.4		14.966 Q
2	220	DE MUNCK Loran	NED	8.166	6.5		14.666 Q
3	100	PETROV Matvei	ALB	8.300	6.2		14.500 Q
4	273	KOVTUN Illia	UKR	8.400	6.0		14.400 Q
5	141	SLIZ Radomir	CZE	8.466	5.9		14.366 Q
6	207	ABBADINI Yumin	ITA	8.566	5.7		14.266 Q
6	102	DAVTYAN Artur	ARM	8.566	5.7		14.266 Q
8	116	GENTGES Maxime	BEL	7.966	6.2		14.166 Q
9	211	MACCHIATI Mario	ITA	8.633	5.5		14.133 R1
10	161	OSBERGER Benjamin	FRA	8.366	5.6		13.966 R2
11	256	GIUBELLINI Luca	SUI	7.966	5.9		13.866 R3
12	268	ARICAN Ferhat	TUR	8.000	5.8		13.800
13	253	YUSOF Eddy	SUI	8.400	5.3		13.700
14	176	BRENDEL Pascal	GER	8.066	5.6		13.666
15	162	JARMAN Jake	GBR	7.633	6.0		13.633
16	172	DUNKEL Nils	GER	7.600	6.0		13.600
17	110	RUDY Ricardo	AUT	8.466	5.1		13.566
18	239	MARQUES Marcelo	POR	8.366	5.2		13.566
19	166	NATHAN Joshua	GBR	7.933	! 5.6		13.533
20	150	KOSKI Elias	FIN	8.400	5.1		13.500
21	252	LANGENEGGER Florian	SUI	8.266	5.2		13.466
22	192	STEELE Adam	IRL	8.033	5.4		13.433
22	244	TARCA Nicholas	ROU	8.033	5.4		13.433
24	127	UDE Filip	CRO	7.666	5.7		13.366
25	202	LIUBIMOV Ilia	ISR	8.033	5.3		13.333
26	277	MELNYKOV Mykyta	UKR	7.633	5.7		13.333
27	247	BUCKLEY Kevin George	SLO	8.266	5.0		13.266
28	144	ABAD Nestor	ESP	8.233	5.0		13.233
29	118	ONOSHIMA Takumi	BEL	8.300	4.9		13.200



Results By Apparatus



Rank	Bib	Name	NOC code	E	D	Penalty	Total
30	272	BULUT Hasan	TUR	8.000	5.2		13.200
31	260	OTRESHKO Volodymyr	SVK	7.800	5.4		13.200
32	145	DIALLO Thierno	ESP	7.600	5.6		13.200
32	173	TOBA Andreas	GER	7.600	5.6		13.200
34	215	CHASAZYROVAS Gytis	LTU	7.400	5.8		13.200
34	222	SCHMIDT Casimir	NED	7.400	5.8		13.200
36	156	ZONA Jim	FRA	8.233	4.9		13.133
37	151	KIRMES Oskar	FIN	7.833	5.3		13.133
38	203	MYAKININ Alexander	ISR	7.433	5.7		13.133
39	217	TVOROGAL Robert	LTU	8.500	4.6		13.100
40	201	DOLGOPYAT Artem	ISR	7.266	5.8		13.066
40	105	MERDINYAN Harutyun	ARM	7.266	5.8		13.066
42	147	VERA Adria	ESP	8.000	5.0		13.000
43	164	WHITEHOUSE Luke	GBR	8.366	4.6		12.966
44	251	SEIFERT Noe	SUI	8.066	! 4.9		12.966
45	196	OLAFSSON Dagur Kari	ISL	8.333	4.6		12.933
46	258	NEMCOVIC Matej	SVK	7.533	5.4		12.933
47	165	TOBIN Adam	GBR	8.300	! 4.6		12.900
48	232	GARNCZAREK Kacper	POL	8.100	4.8		12.900
48	184	MESZAROS Krisztofer	HUN	8.100	4.8		12.900
50	117	MARTINEZ Victor	BEL	8.566	4.3		12.866
51	209	LEVANTESI Matteo	ITA	8.066	4.8		12.866
52	240	BURTANETE Gabriel	ROU	8.433	4.4		12.833
52	108	MATIEV Askhab	AUT	8.433	4.4		12.833
54	249	VEFIC Petar	SRB	8.333	4.5		12.833
55	214	MICKEVICS Dmitrijs	LAT	7.733	5.1		12.833
56	254	SERHANI Taha	SUI	7.900	4.9		12.800
57	275	STELMAKH Radomyr	UKR	7.100	5.7		12.800
58	270	KOSAK Mehmet Ayberk	TUR	8.133	! 4.6		12.733



Results By Apparatus



Rank	Bib	Name	NOC code	E	D	Penalty	Total
59	267	ASIL Adem	TUR	7.600	5.1		12.700
60	241	BURTANETE Robert	ROU	7.966	4.7		12.666
60	212	MACCHINI Carlo	ITA	7.966	4.7		12.666
62	185	BALAZS Krisztian	HUN	7.733	4.9		12.633
63	104	KHACHIKYAN Gagik	ARM	6.533	6.1		12.633
64	142	JACOBSEN Aron	DEN	8.400	4.2		12.600
65	187	MOLNAR Botond	HUN	7.866	4.7		12.566
66	213	PLATE Ricards	LAT	8.633	3.9		12.533
67	276	KOLODII Pantely	UKR	7.400	5.1		12.500
68	269	ONDER Ahmet	TUR	8.066	! 4.4		12.466
69	146	CARRION CARO Daniel	ESP	7.866	4.6		12.466
70	115	VAN DEN KEYBUS Luka	BEL	7.666	! 4.7		12.366
71	216	KUZMICKAS Tomas	LTU	8.133	4.2		12.333
72	179	ILIOPOULOS Nikolaos	GRE	8.033	4.3		12.333
73	152	KANERVA Tarmo	FIN	7.933	4.4		12.333
74	159	DESANGES Lucas	FRA	7.200	5.1		12.300
74	224	RAMSAHAI Yazz	NED	7.200	5.1		12.300
76	181	TANTALIDIS Antonios	GRE	6.800	5.4		12.200
77	238	NOGUEIRA Jose	POR	8.666	3.5		12.166
78	175	KOCHAN Lucas	GER	6.933	5.2		12.133
79	135	CHARI Michalis	CYP	8.500	3.6		12.100
80	183	GRAIKOS Alkinoos Nikolaos	GRE	7.400	4.7		12.100
81	228	WIBYE Harald	NOR	7.666	4.4		12.066
82	171	SKHILADZE Levan	GEO	6.633	5.4		12.033
83	134	KYRIAKOU Neofytos	CYP	7.900	4.1		12.000
84	198	REINHARDSSON Valgard	ISL	8.566	3.4		11.966
85	265	STENBERG Marcus	SWE	7.866	4.1		11.966
86	245	MODOIANU-ZSEDER Toma	ROU	7.466	4.5		11.966
87	208	CASALI Lorenzo Minh	ITA	6.700	5.2		11.900



Results By Apparatus



Rank	Bib	Name	NOC code	E	D	Penalty	Total
88	109	KRANZLMUELLER Severin	AUT	7.866	4.0		11.866
89	193	CUNNINGHAM Dominick	IRL	7.366	4.5		11.866
90	182	KANELLOS Apostolos	GRE	6.466	5.4		11.866
91	124	PENEV Kevin	BUL	7.200	4.6		11.800
92	129	ZUGEC Mateo	CRO	6.300	5.5		11.800
93	136	BAGO Daniel	CZE	7.766	4.0		11.766
94	128	VLAHEK Jakov	CRO	6.033	5.7		11.733
95	138	KALNY Ondrej	CZE	7.400	4.3		11.700
96	122	TRIFONOV Teodor	BUL	7.200	4.5		11.700
97	180	TSOLAKIDIS Stefanos	GRE	7.366	4.3		11.666
98	229	SPONEVIK Sebastian	NOR	6.966	4.7		11.666
99	221	GRUENBERG Jermain	NED	7.933	3.7		11.633
100	132	GEORGIOU Ilias	CYP	6.933	4.7		11.633
101	113	TIKHONOV Ivan	AZE	6.233	5.4		11.633
102	154	TITOV Pavel	FIN	7.000	4.6		11.600
103	236	CAMPOS Guilherme	POR	8.033	3.5		11.533
104	197	THORISSON Jonas Ingi	ISL	7.733	3.8		11.533
105	243	MARC Razvan-Denis	ROU	7.966	3.5		11.466
106	157	SALADINO Leo	FRA	7.400	4.0		11.400
107	188	KISS Balazs	HUN	6.633	4.7		11.333
108	170	SITCHINAVA Bidzina	GEO	7.300	4.0		11.300
109	257	KASALA Oliver	SVK	6.466	4.8		11.266
110	137	GAGAMOV Jack	CZE	6.533	4.7		11.233
111	121	ZLATANOV Bozhidar	BUL	6.966	4.2		11.166
112	195	GUDMUNDSSON Martin	ISL	7.533	3.6		11.133
113	160	BERNARD Cameron-Lie	FRA	6.400	4.7		11.100
114	153	KIRMES Robert	FIN	5.900	5.2		11.100
115	107	BENDA Alexander	AUT	7.533	3.5		11.033
116	233	GAWRONSKI Sebastian	POL	6.900	4.0		10.900



Results By Apparatus



Rank	Bib	Name	NOC code	E	D	Penalty	Total
117	226	HEGEMSNES Sofus	NOR	6.033	4.8		10.833
118	248	HRIBAR Anze	SLO	7.200	3.6		10.800
119	263	SUNDELL William	SWE	5.900	4.9		10.800
120	131	ANGONAS Georgios	CYP	7.266	3.4		10.666
121	204	ZEIDEL Uri	ISR	5.766	4.9		10.666
122	227	KARLSEN Jacob	NOR	6.233	4.4		10.633
123	234	SASNAL Filip	POL	6.666	! 3.9		10.566
124	139	RADOVESNICKY Daniel	CZE	7.200	3.3		10.500
125	262	IDESJOE Karl	SWE	7.266	3.2		10.466
126	120	ALEKSANDROV Yordan	BUL	5.966	4.5		10.466
127	194	HOOTON Niall	IRL	6.100	4.2		10.300
128	218	BRANDENBURGER Quentin	LUX	5.700	4.2		9.900
129	261	IL-SUNG MELANDER Luis	SWE	4.700	4.2		8.900
130	219	CROVETTO Kevin	MON	6.800	! 2.6	-3.00	6.400
131	259	VIDRICKO Peter	SVK	5.766	3.2	-4.00	4.966
	168	ABESADZE Saba	GEO	0.000			DNS
	169	JIMSHELEISHVILI Ioane	GEO	0.000			DNS

NOTE The 8 highest ranked participants in the qualifying competition per apparatus will qualify for the apparatus finals. A maximum number of 2 participant(s) per National Federation are allowed in these finals. 3 reserve participant(s) will be nominated for each final. Exclamation sign (!) at Difficulty score informs that score was under inquiry.

LEGEND

 Pommel horse

D Difficulty

E Execution



Results By Apparatus



Rank	Bib	Name	NOC code	E	D	Penalty	Total
1	267	ASIL Adem	TUR	8.733	6.3		15.033 Q
2	103	DAVTYAN Vahagn	ARM	8.800	6.0		14.800 Q
3	163	TULLOCH Courtney	GBR	8.533	6.2		14.733 Q
4	178	PETROUNIAS Eleftherios	GRE	8.433	6.3		14.733 Q
5	101	AVETISYAN Artur	ARM	8.766	5.9		14.666 Q
6	112	SIMONOV Nikita	AZE	8.466	6.2		14.666 Q
7	210	LODADIO Marco	ITA	8.333	6.3		14.633 Q
8	133	PILAKOURIS Sokratis	CYP	8.566	5.9		14.466 Q
9	274	RADIVILOV Igor	UKR	8.300	6.0		14.300 R1
10	270	KOSAK Mehmet Ayberk	TUR	8.200	6.0		14.200 R2
11	148	ZAPATA Rayderley	ESP	8.633	5.5		14.133 R3
12	222	SCHMIDT Casimir	NED	8.566	5.5		14.066
13	242	MUNTEAN Andrei Vasile	ROU	8.600	5.3		13.900
14	167	HEPWORTH Harry	GBR	8.466	5.4		13.866
15	158	PHILIPPE Mathias	FRA	8.366	5.5		13.866
16	253	YUSOF Eddy	SUI	8.233	5.6		13.833
17	144	ABAD Nestor	ESP	8.466	5.3		13.766
18	102	DAVTYAN Artur	ARM	8.933	4.8		13.733
19	273	KOVTUN Illia	UKR	8.433	5.3		13.733
20	205	GULIDOV Pavel	ISR	8.233	5.5		13.733
21	245	MODOIANU-ZSEDER Toma	ROU	7.900	5.8		13.700
22	240	BURTANETE Gabriel	ROU	8.566	5.1		13.666
23	173	TOBA Andreas	GER	8.133	5.5		13.633
24	276	KOLODII Pantely	UKR	8.533	5.0		13.533
25	227	KARLSEN Jacob	NOR	8.033	5.5		13.533
26	207	ABBADINI Yumin	ITA	8.800	4.7		13.500
27	113	TIKHONOV Ivan	AZE	8.200	5.3		13.500
28	132	GEORGIU Ilias	CYP	8.766	4.7		13.466
29	208	CASALI Lorenzo Minh	ITA	8.366	5.1		13.466



Results By Apparatus



Rank	Bib	Name	NOC code	E	D	Penalty	Total
30	160	BERNARD Cameron-Lie	FRA	8.266	5.2		13.466
31	225	VAN DEN BOOGAARD Nico	NED	7.866	5.6		13.466
32	114	CUYLE Glen	BEL	7.466	6.0		13.466
33	150	KOSKI Elias	FIN	8.533	4.9		13.433
34	271	SENER Kerem	TUR	8.233	5.2		13.433
35	179	ILIOPOULOS Nikolaos	GRE	8.700	4.7		13.400
35	209	LEVANTESI Matteo	ITA	8.700	4.7		13.400
37	262	IDESJOE Karl	SWE	8.866	4.5		13.366
38	121	ZLATANOV Bozhidar	BUL	8.933	4.4		13.333
39	184	MESZAROS Krisztofer	HUN	8.633	4.7		13.333
39	147	VERA Adria	ESP	8.633	4.7		13.333
41	172	DUNKEL Nils	GER	8.033	5.3		13.333
42	117	MARTINEZ Victor	BEL	8.300	5.0		13.300
43	252	LANGENEGGER Florian	SUI	8.666	4.6		13.266
44	188	KISS Balazs	HUN	8.166	5.1		13.266
45	174	KLESSING Nick	GER	7.866	5.4		13.266
46	162	JARMAN Jake	GBR	8.533	4.7		13.233
46	151	KIRMES Oskar	FIN	8.533	4.7		13.233
48	185	BALAZS Krisztian	HUN	8.600	4.6		13.200
49	156	ZONA Jim	FRA	8.500	4.7		13.200
50	165	TOBIN Adam	GBR	8.200	5.0		13.200
51	201	DOLGOPYAT Artem	ISR	8.666	4.5		13.166
51	118	ONOSHIMA Takumi	BEL	8.666	4.5		13.166
53	166	NATHAN Joshua	GBR	8.366	4.8		13.166
54	177	HOSSEINI Milan	GER	8.733	4.4		13.133
55	217	TVOROGAL Robert	LTU	8.633	4.5		13.133
56	152	KANERVA Tarmo	FIN	8.800	4.3		13.100
57	176	BRENDEL Pascal	GER	8.500	4.6		13.100
57	220	DE MUNCK Loran	NED	8.500	4.6		13.100



Results By Apparatus



Rank	Bib	Name	NOC code	E	D	Penalty	Total
59	202	LIUBIMOV Ilia	ISR	8.866	4.2		13.066
60	187	MOLNAR Botond	HUN	8.666	4.4		13.066
61	149	JIMENEZ Pau	ESP	8.566	4.5		13.066
62	226	HEGGEMSNES Sofus	NOR	8.433	4.6		13.033
63	115	VAN DEN KEYBUS Luka	BEL	8.700	4.3		13.000
64	109	KRANZLMUELLER Severin	AUT	8.600	4.4		13.000
65	255	KRATTER Moreno	SUI	8.500	4.5		13.000
65	275	STELMAKH Radomyr	UKR	8.500	4.5		13.000
67	108	MATIEV Askhab	AUT	8.866	4.1		12.966
68	204	ZEIDEL Uri	ISR	8.266	4.7		12.966
69	215	CHASAZYROVAS Gytis	LTU	8.233	4.7		12.933
69	157	SALADINO Leo	FRA	8.233	4.7		12.933
71	249	VEFIC Petar	SRB	8.800	4.1		12.900
72	124	PENEV Kevin	BUL	8.300	4.6		12.900
73	145	DIALLO Thierno	ESP	8.200	4.7		12.900
74	258	NEMCOVIC Matej	SVK	7.933	4.9		12.833
75	216	KUZMICKAS Tomas	LTU	8.700	4.1		12.800
76	247	BUCKLEY Kevin George	SLO	8.500	4.3		12.800
76	110	RUDY Ricardo	AUT	8.500	4.3		12.800
76	228	WIBYE Harald	NOR	8.500	4.3		12.800
79	265	STENBERG Marcus	SWE	8.400	4.4		12.800
80	221	GRUENBERG Jermain	NED	8.566	4.2		12.766
81	181	TANTALIDIS Antonios	GRE	8.800	3.9		12.700
82	104	KHACHIKYAN Gagik	ARM	8.600	4.1		12.700
83	236	CAMPOS Guilherme	POR	8.500	4.2		12.700
83	238	NOGUEIRA Jose	POR	8.500	4.2		12.700
85	241	BURTANETE Robert	ROU	8.400	4.3		12.700
85	224	RAMSAHAI Yazz	NED	8.400	4.3		12.700
87	269	ONDER Ahmet	TUR	7.900	4.8		12.700



Results By Apparatus



Rank	Bib	Name	NOC code	E	D	Penalty	Total
88	131	ANGONAS Georgios	CYP	8.466	4.2		12.666
88	234	SASNAL Filip	POL	8.466	4.2		12.666
90	136	BAGO Daniel	CZE	8.533	4.1		12.633
91	120	ALEKSANDROV Yordan	BUL	8.033	4.6		12.633
92	233	GAWRONSKI Sebastian	POL	7.633	5.0		12.633
93	243	MARC Razvan-Denis	ROU	7.200	5.4		12.600
94	200	GUNNARSSON Jon	ISL	6.866	5.7		12.566
95	218	BRANDENBURGER Quentin	LUX	8.333	4.2		12.533
96	199	DAVIDSSON Agust Ingi	ISL	8.133	4.4		12.533
97	122	TRIFONOV Teodor	BUL	7.933	4.5		12.433
98	248	HRIBAR Anze	SLO	8.166	4.2		12.366
98	230	SKOGVANG Peder	NOR	8.166	4.2		12.366
100	261	IL-SUNG MELANDER Luis	SWE	6.866	5.5		12.366
101	251	SEIFERT Noe	SUI	7.333	5.0		12.333
102	193	CUNNINGHAM Dominick	IRL	7.466	4.8		12.266
103	219	CROVETTO Kevin	MON	8.433	3.8		12.233
104	135	CHARI Michalis	CYP	7.633	4.6		12.233
105	260	OTRESHKO Volodymyr	SVK	8.400	3.8		12.200
106	232	GARNCZAREK Kacper	POL	8.100	4.1		12.200
107	153	KIRMES Robert	FIN	6.900	5.3		12.200
108	213	PLATE Ricards	LAT	8.233	3.9		12.133
109	198	REINHARDSSON Valgard	ISL	7.800	4.3		12.100
110	246	BOJANC Luka	SLO	6.700	5.4		12.100
111	171	SKHILADZE Levan	GEO	8.066	4.0		12.066
112	195	GUDMUNDSSON Martin	ISL	7.966	4.1		12.066
113	192	STEELE Adam	IRL	8.400	3.6		12.000
114	257	KASALA Oliver	SVK	7.966	4.0		11.966
115	140	POSPISIL Martin	CZE	8.100	3.8		11.900
116	137	GAGAMOV Jack	CZE	7.700	4.2		11.900



Results By Apparatus



Rank	Bib	Name	NOC code	E	D	Penalty	Total
117	107	BENDA Alexander	AUT	7.566	4.3		11.866
118	196	OLAFSSON Dagur Kari	ISL	8.033	3.8		11.833
119	116	GENTGES Maxime	BEL	7.233	4.6		11.833
120	139	RADOVESNICKY Daniel	CZE	8.000	3.7		11.700
121	264	LENBERG Joakim	SWE	7.600	4.1		11.700
122	259	VIDRICKO Peter	SVK	7.800	3.8		11.600
123	194	HOOTON Niall	IRL	7.933	3.6		11.533
124	170	SITCHINAVA Bidzina	GEO	8.200	3.3		11.500
125	180	TSOLAKIDIS Stefanos	GRE	7.266	4.2		11.466
	168	ABESADZE Saba	GEO	0.000			DNS
	125	BENOVIC Aurel	CRO	0.000			DNS
	169	JIMSHELEISHVILI Ioane	GEO	0.000			DNS
	126	SRBIC Tin	CRO	0.000			DNS
	128	VLAHEK Jakov	CRO	0.000			DNS

NOTE The 8 highest ranked participants in the qualifying competition per apparatus will qualify for the apparatus finals. A maximum number of 2 participant(s) per National Federation are allowed in these finals. 3 reserve participant(s) will be nominated for each final.

LEGEND

 Rings

D Difficulty

E Execution



Results By Apparatus

⌚

Rank	Bib	Name	NOC	Vault	E	D	Penalty	Vault Score	Total
1	102	DAVTYAN Artur	ARM	1	9.400	5.6		15.000	15.066 Q
				2	9.533	5.6		15.133	
2	162	JARMAN Jake	GBR	1	8.766	6.0		14.766	14.883 Q
				2	9.400	5.6		15.000	
3	167	HEPWORTH Harry	GBR	1	9.400	5.6		15.000	14.850 Q
				2	9.100	5.6		14.700	
4	240	BURTANETE Gabriel	ROU	1	9.100	5.6	-0.10	14.600	14.700 Q
				2	9.200	5.6		14.800	
5	274	RADIVILOV Igor	UKR	1	8.933	5.6		14.533	14.666 Q
				2	9.200	5.6		14.800	
6	233	GAWRONSKI	POL	1	9.200	5.2		14.400	14.483 Q
				2	8.966	5.6		14.566	
7	267	ASIL Adem	TUR	1	9.066	6.0	-0.10	14.966	14.433 Q
				2	9.100	4.8		13.900	
8	256	GIUBELLINI Luca	SUI	1	9.000	5.6	-0.10	14.500	14.366 Q
				2	9.033	5.2		14.233	
9	138	KALNY Ondrej	CZE	1	9.233	5.2		14.433	14.366 R1
				2	9.100	5.2		14.300	
10	157	SALADINO Leo	FRA	1	8.933	5.6	-0.10	14.433	14.316 R2
				2	9.000	5.2		14.200	
11	148	ZAPATA Rayderley	ESP	1	9.000	5.6		14.600	14.166 R3
				2	8.933	4.8		13.733	
12	229	SPONEVIK	NOR	1	9.100	5.2		14.300	14.166
				2	8.833	5.2		14.033	
13	174	KLESSING Nick	GER	1	9.066	5.2		14.266	14.133
				2	9.200	4.8		14.000	



Results By Apparatus

⌚

Rank	Bib	Name	NOC	Vault	E	D	Penalty	Vault Score	Total
14	134	KYRIAKOU Neofytos	CYP	1	9.166	5.2		14.366	14.116
				2	9.066	4.8		13.866	
15	193	CUNNINGHAM	IRL	1	9.033	5.2		14.233	14.083
				2	9.133	4.8		13.933	
16	121	ZLATANOV Bozhidar	BUL	1	9.000	5.2		14.200	14.083
				2	9.166	4.8		13.966	
17	149	JIMENEZ Pau	ESP	1	8.100	5.6	-0.30	13.400	13.900
				2	9.200	5.2		14.400	
18	163	TULLOCH Courtney	GBR	1	7.900	6.0		13.900	13.683
				2	7.866	5.6		13.466	
19	234	SASNAL Filip	POL	1	9.033	4.8	-0.10	13.733	13.549
				2	8.466	5.2	-0.30	13.366	
20	125	BENOVIC Aurel	CRO	1	8.000	5.6	-0.40	13.200	13.466
				2	8.633	5.2	-0.10	13.733	
21	206	MEDVEDEV Andrey	ISR	1	7.900	5.6	-0.10	13.400	13.450
				2	7.900	5.6		13.500	
22	231	STENE Nore	NOR	1	8.866	4.8		13.666	13.249
				2	8.933	4.0	-0.10	12.833	
23	104	KHACHIKYAN Gagik	ARM	1	8.766	4.8	-0.10	13.466	13.133
				2	8.900	4.0	-0.10	12.800	
24	213	PLATE Ricards	LAT	1	9.033	4.0		13.033	13.033
				2	9.033	4.0		13.033	
	155	KARSIKAS Akseli	FIN	1	7.700	5.2		12.900	DNF
				2				DNS	
	123	PENEV Eddie	BUL	1	9.066	5.2		14.266	DNF
				2				DNS	



Results By Apparatus



Rank	Bib	Name	NOC code	E	D	Penalty	Total
1	268	ARICAN Ferhat	TUR	8.600	6.5		15.100 Q
2	273	KOVTUN Illia	UKR	8.600	6.3		14.900 Q
3	209	LEVANTESI Matteo	ITA	8.533	6.2		14.733 Q
4	251	SEIFERT Noe	SUI	8.400	6.3		14.700 Q
5	145	DIALLO Thierno	ESP	8.300	6.4		14.700 Q
6	242	MUNTEAN Andrei Vasile	ROU	8.733	5.9		14.633 Q
7	160	BERNARD Cameron-Lie	FRA	8.600	5.8		14.400 Q
8	162	JARMAN Jake	GBR	8.500	5.9		14.400 Q
8	253	YUSOF Eddy	SUI	8.500	5.9		14.400 Q
10	254	SERHANI Taha	SUI	8.700	5.6		14.300
11	228	WIBYE Harald	NOR	8.866	5.4		14.266 R1
12	176	BRENDEL Pascal	GER	8.500	5.7		14.200 R2
13	158	PHILIPPE Mathias	FRA	8.100	6.1		14.200 R3
14	208	CASALI Lorenzo Minh	ITA	8.533	5.6		14.133
15	157	SALADINO Leo	FRA	8.400	5.7		14.100
16	175	KOCHAN Lucas	GER	8.500	5.5		14.000
17	267	ASIL Adem	TUR	8.400	5.6		14.000
18	172	DUNKEL Nils	GER	8.300	5.7		14.000
19	116	GENTGES Maxime	BEL	8.466	5.5		13.966
20	220	DE MUNCK Loran	NED	8.366	5.6		13.966
21	211	MACCHIATI Mario	ITA	8.166	5.8		13.966
22	240	BURTANETE Gabriel	ROU	8.933	5.0		13.933
23	144	ABAD Nestor	ESP	8.100	5.8		13.900
24	120	ALEKSANDROV Yordan	BUL	8.133	5.7		13.833
25	184	MESZAROS Krisztofer	HUN	7.633	6.2		13.833
26	119	KUAVITA Noah	BEL	8.400	5.4		13.800
27	222	SCHMIDT Casimir	NED	8.300	5.5		13.800
28	180	TSOLAKIDIS Stefanos	GRE	7.766	6.0		13.766
29	204	ZEIDEL Uri	ISR	8.666	5.0		13.666



Results By Apparatus



Rank	Bib	Name	NOC code	E	D	Penalty	Total
30	241	BURTANETE Robert	ROU	8.733	4.9		13.633
31	115	VAN DEN KEYBUS Luka	BEL	8.633	5.0		13.633
32	102	DAVTYAN Artur	ARM	9.100	4.5		13.600
33	226	HEGGEMSNES Sofus	NOR	8.366	5.2		13.566
33	257	KASALA Oliver	SVK	8.366	5.2		13.566
35	117	MARTINEZ Victor	BEL	8.166	5.4		13.566
36	233	GAWRONSKI Sebastian	POL	8.633	4.9		13.533
37	271	SENER Kerem	TUR	8.333	5.5	-0.30	13.533
38	262	IDESJOE Karl	SWE	8.033	5.5		13.533
38	150	KOSKI Elias	FIN	8.033	5.5		13.533
40	207	ABBADINI Yumin	ITA	8.200	5.3		13.500
41	205	GULIDOV Pavel	ISR	8.466	5.0		13.466
42	187	MOLNAR Botond	HUN	8.366	5.1		13.466
43	272	BULUT Hasan	TUR	8.400	5.0		13.400
44	173	TOBA Andreas	GER	8.100	5.3		13.400
45	201	DOLGOPYAT Artem	ISR	8.333	5.3	-0.30	13.333
46	252	LANGENEGGER Florian	SUI	7.833	5.5		13.333
47	163	TULLOCH Courtney	GBR	7.733	5.6		13.333
48	151	KIRMES Oskar	FIN	8.300	5.0		13.300
49	153	KIRMES Robert	FIN	8.166	5.1		13.266
50	179	ILIOPOULOS Nikolaos	GRE	8.066	5.2		13.266
51	108	MATIEV Askhab	AUT	9.000	4.2		13.200
52	243	MARC Razvan-Denis	ROU	8.000	5.2		13.200
53	185	BALAZS Krisztian	HUN	7.300	5.9		13.200
54	121	ZLATANOV Bozhidar	BUL	7.200	6.0		13.200
55	181	TANTALIDIS Antonios	GRE	9.166	4.0		13.166
56	113	TIKHONOV Ivan	AZE	8.233	4.9		13.133
57	166	NATHAN Joshua	GBR	7.633	5.5		13.133
58	234	SASNAL Filip	POL	8.866	4.2		13.066



Results By Apparatus



Rank	Bib	Name	NOC code	E	D	Penalty	Total
59	238	NOGUEIRA Jose	POR	8.933	4.1		13.033
60	216	KUZMICKAS Tomas	LTU	8.233	4.8		13.033
61	232	GARNCZAREK Kacper	POL	8.133	4.9		13.033
62	196	OLAFSSON Dagur Kari	ISL	8.300	4.7		13.000
63	217	TVOROGAL Robert	LTU	7.100	5.9		13.000
64	131	ANGONAS Georgios	CYP	8.166	4.8		12.966
65	269	ONDER Ahmet	TUR	6.966	6.0		12.966
66	135	CHARI Michalis	CYP	8.733	4.2		12.933
67	249	VEFIC Petar	SRB	7.933	5.0		12.933
68	165	TOBIN Adam	GBR	7.033	5.9		12.933
69	265	STENBERG Marcus	SWE	8.500	4.4		12.900
70	199	DAVIDSSON Agust Ingi	ISL	8.466	4.4		12.866
71	236	CAMPOS Guilherme	POR	9.033	3.8		12.833
72	147	VERA Adria	ESP	8.000	4.8		12.800
73	139	RADOVESNICKY Daniel	CZE	7.800	5.0		12.800
74	104	KHACHIKYAN Gagik	ARM	8.466	4.3		12.766
75	229	SPONEVIK Sebastian	NOR	8.066	4.7		12.766
76	248	HRIBAR Anze	SLO	8.833	3.9		12.733
77	215	CHASAZYROVAS Gytis	LTU	8.733	4.0		12.733
78	260	OTRESHKO Volodymyr	SVK	8.133	4.6		12.733
79	155	KARSIKAS Akseli	FIN	7.933	4.8		12.733
80	132	GEORGIU Ilias	CYP	7.533	5.2		12.733
81	169	JIMSHELEISHVILI Ioane	GEO	8.300	4.4		12.700
81	213	PLATE Ricards	LAT	8.300	4.4		12.700
83	136	BAGO Daniel	CZE	8.333	4.3		12.633
84	202	LIUBIMOV Ilia	ISR	7.800	4.8		12.600
85	110	RUDY Ricardo	AUT	8.266	4.3		12.566
86	188	KISS Balazs	HUN	8.233	4.3		12.533
87	146	CARRION CARO Daniel	ESP	7.633	4.9		12.533



Results By Apparatus



Rank	Bib	Name	NOC code	E	D	Penalty	Total
88	275	STELMAKH Radomyr	UKR	7.100	5.4		12.500
89	258	NEMCOVIC Matej	SVK	8.166	4.3		12.466
90	198	REINHARDSSON Valgard	ISL	7.600	4.8		12.400
91	192	STEELE Adam	IRL	7.300	5.1		12.400
92	134	KYRIAKOU Neofytos	CYP	8.166	4.2		12.366
93	140	POSPISIL Martin	CZE	8.533	3.8		12.333
94	221	GRUENBERG Jermain	NED	7.233	5.1		12.333
95	195	GUDMUNDSSON Martin	ISL	8.300	3.9		12.200
96	193	CUNNINGHAM Dominick	IRL	7.066	5.1		12.166
97	137	GAGAMOV Jack	CZE	8.233	3.9		12.133
98	223	HUERNINK Luuk	NED	7.433	4.7		12.133
99	168	ABESADZE Saba	GEO	7.566	4.5		12.066
100	259	VIDRICKO Peter	SVK	8.333	3.7		12.033
101	109	KRANZLMUELLER Severin	AUT	7.233	4.8		12.033
102	107	BENDA Alexander	AUT	7.200	4.8		12.000
103	227	KARLSEN Jacob	NOR	7.966	3.9		11.866
104	124	PENEV Kevin	BUL	7.266	4.6		11.866
105	277	MELNYKOV Mykyta	UKR	6.166	5.7		11.866
106	159	DESANGES Lucas	FRA	6.766	5.0		11.766
107	170	SITCHINAVA Bidzina	GEO	7.500	4.2		11.700
108	218	BRANDENBURGER Quentin	LUX	7.166	4.5		11.666
109	276	KOLODII Pantely	UKR	7.133	4.5		11.633
110	122	TRIFONOV Teodor	BUL	7.000	4.3		11.300
111	264	LENBERG Joakim	SWE	6.900	4.4		11.300
112	171	SKHILADZE Levan	GEO	6.766	4.5		11.266
113	194	HOOTON Niall	IRL	6.300	4.5		10.800
114	247	BUCKLEY Kevin George	SLO	6.433	4.2		10.633
115	219	CROVETTO Kevin	MON	6.766	3.5		10.266
116	261	IL-SUNG MELANDER Luis	SWE	4.400	4.7		9.100



Results By Apparatus



Rank	Bib	Name	NOC code	E	D	Penalty	Total
117	182	KANELLOS Apostolos	GRE	8.100	3.1	-4.00	7.200
	127	UDE Filip	CRO	0.000			DNS
	128	VLAHEK Jakov	CRO	0.000			DNS
	129	ZUGEC Mateo	CRO	0.000			DNS

NOTE The 8 highest ranked participants in the qualifying competition per apparatus will qualify for the apparatus finals. A maximum number of 2 participant(s) per National Federation are allowed in these finals. 3 reserve participant(s) will be nominated for each final.

LEGEND

 Parallel bars

D Difficulty

E Execution



Results By Apparatus



Rank	Bib	Name	NOC code	E	D	Penalty	Total
1	212	MACCHINI Carlo	ITA	8.133	6.1		14.233 Q
2	273	KOVTUN Illia	UKR	8.300	5.7		14.000 Q
3	126	SRBIC Tin	CRO	8.466	5.5		13.966 Q
4	185	BALAZS Krisztian	HUN	8.366	5.5		13.866 Q
5	144	ABAD Nestor	ESP	8.433	5.3		13.733 Q
6	217	TVOROGAL Robert	LTU	8.200	5.5		13.700 Q
7	184	MESZAROS Krisztofer	HUN	8.100	5.6		13.700 Q
8	226	HEGGENSNES Sofus	NOR	8.200	5.3		13.500 Q
9	116	GENTGES Maxime	BEL	8.000	5.5		13.500 R1
10	189	VECSERNYES David	HUN	7.700	5.8		13.500
11	208	CASALI Lorenzo Minh	ITA	8.100	5.3		13.400 R2
12	209	LEVANTESI Matteo	ITA	8.000	5.4		13.400
13	158	PHILIPPE Mathias	FRA	7.766	5.6		13.366 R3
14	255	KRATTER Moreno	SUI	7.666	5.7		13.366
15	166	NATHAN Joshua	GBR	8.233	5.1		13.333
16	269	ONDER Ahmet	TUR	7.666	5.6		13.266
17	162	JARMAN Jake	GBR	8.433	4.8		13.233
17	202	LIUBIMOV Ilia	ISR	8.433	4.8		13.233
17	271	SENER Kerem	TUR	8.433	4.8		13.233
20	275	STELMAKH Radomyr	UKR	8.033	5.2		13.233
21	267	ASIL Adem	TUR	8.500	4.7		13.200
22	176	BRENDEL Pascal	GER	8.200	5.0		13.200
23	222	SCHMIDT Casimir	NED	8.000	5.2		13.200
23	165	TOBIN Adam	GBR	8.000	5.2		13.200
25	211	MACCHIATI Mario	ITA	8.266	4.9		13.166
26	250	DEJANOVIC Ivan	SRB	8.166	5.0		13.166
27	188	KISS Balazs	HUN	8.066	5.1		13.166
28	173	TOBA Andreas	GER	7.466	5.7		13.166
29	159	DESANGES Lucas	FRA	7.833	5.3		13.133



Results By Apparatus



Rank	Bib	Name	NOC code	E	D	Penalty	Total
29	156	ZONA Jim	FRA	7.833	5.3		13.133
31	143	BUUS Jacob	DEN	8.433	4.6		13.033
32	252	LANGENEGGER Florian	SUI	8.500	4.5		13.000
32	230	SKOGVANG Peder	NOR	8.500	4.5		13.000
34	221	GRUENBERG Jermain	NED	8.000	5.0		13.000
34	150	KOSKI Elias	FIN	8.000	5.0		13.000
36	145	DIALLO Thierno	ESP	7.800	5.2		13.000
37	204	ZEIDEL Uri	ISR	8.500	4.4		12.900
38	151	KIRMES Oskar	FIN	8.300	4.6		12.900
39	187	MOLNAR Botond	HUN	8.200	4.7		12.900
40	113	TIKHONOV Ivan	AZE	7.800	5.1		12.900
41	179	ILIOPOULOS Nikolaos	GRE	7.700	5.2		12.900
42	117	MARTINEZ Victor	BEL	8.266	4.6		12.866
43	232	GARNCZAREK Kacper	POL	8.066	4.8		12.866
44	134	KYRIAKOU Neofytos	CYP	7.966	4.9		12.866
44	157	SALADINO Leo	FRA	7.966	4.9		12.866
46	120	ALEKSANDROV Yordan	BUL	7.766	5.1		12.866
47	268	ARICAN Ferhat	TUR	8.433	4.4		12.833
48	201	DOLGOPYAT Artem	ISR	8.133	4.7		12.833
49	132	GEORGIOU Ilias	CYP	7.533	5.3		12.833
50	242	MUNTEAN Andrei Vasile	ROU	8.400	4.4		12.800
51	172	DUNKEL Nils	GER	7.900	4.9		12.800
52	115	VAN DEN KEYBUS Luka	BEL	7.400	5.4		12.800
53	164	WHITEHOUSE Luke	GBR	8.233	4.5		12.733
54	109	KRANZLMUELLER Severin	AUT	8.000	4.7		12.700
55	153	KIRMES Robert	FIN	7.800	4.9		12.700
56	244	TARCA Nicholas	ROU	8.166	4.5		12.666
57	147	VERA Adria	ESP	7.666	5.0		12.666
58	196	OLAFSSON Dagur Kari	ISL	8.633	4.0		12.633



Results By Apparatus



Rank	Bib	Name	NOC code	E	D	Penalty	Total
59	108	MATIEV Askhab	AUT	8.300	4.3		12.600
60	223	HUERNINK Luuk	NED	8.000	4.6		12.600
61	155	KARSIKAS Akseli	FIN	7.900	4.7		12.600
62	262	IDESJOE Karl	SWE	7.700	4.9		12.600
63	251	SEIFERT Noe	SUI	7.100	5.5		12.600
64	102	DAVTYAN Artur	ARM	8.366	4.1		12.466
65	228	WIBYE Harald	NOR	7.566	4.9		12.466
66	203	MYAKININ Alexander	ISR	7.166	5.3		12.466
67	254	SERHANI Taha	SUI	6.966	5.5		12.466
68	238	NOGUEIRA Jose	POR	8.033	4.4		12.433
69	265	STENBERG Marcus	SWE	7.933	4.5		12.433
70	131	ANGONAS Georgios	CYP	7.633	4.8		12.433
71	192	STEELE Adam	IRL	8.300	4.1		12.400
72	249	VEFIC Petar	SRB	8.000	4.4		12.400
73	137	GAGAMOV Jack	CZE	7.966	4.4		12.366
73	139	RADOVESNICKY Daniel	CZE	7.966	4.4		12.366
73	198	REINHARDSSON Valgard	ISL	7.966	4.4		12.366
76	233	GAWRONSKI Sebastian	POL	7.666	4.7		12.366
77	119	KUAVITA Noah	BEL	6.766	5.6		12.366
78	227	KARLSEN Jacob	NOR	8.333	4.0		12.333
79	257	KASALA Oliver	SVK	7.933	4.4		12.333
80	272	BULUT Hasan	TUR	7.833	4.5		12.333
81	216	KUZMICKAS Tomas	LTU	7.633	4.7		12.333
82	218	BRANDENBURGER Quentin	LUX	8.400	3.9		12.300
83	136	BAGO Daniel	CZE	8.033	4.2		12.233
84	146	CARRION CARO Daniel	ESP	7.833	4.4		12.233
84	124	PENEV Kevin	BUL	7.833	4.4		12.233
86	247	BUCKLEY Kevin George	SLO	7.733	4.5		12.233
87	195	GUDMUNDSSON Martin	ISL	8.000	4.2		12.200



Results By Apparatus



Rank	Bib	Name	NOC code	E	D	Penalty	Total
88	219	CROVETTO Kevin	MON	7.866	4.3		12.166
89	213	PLATE Ricards	LAT	7.366	4.8		12.166
90	207	ABBADINI Yumin	ITA	6.833	5.3		12.133
91	104	KHACHIKYAN Gagik	ARM	8.400	3.7		12.100
92	135	CHARI Michalis	CYP	8.100	4.0		12.100
93	240	BURTANETE Gabriel	ROU	8.000	4.1		12.100
94	245	MODOIANU-ZSEDER Toma	ROU	7.266	4.8		12.066
95	248	HRIBAR Anze	SLO	7.766	4.2		11.966
96	234	SASNAL Filip	POL	7.566	4.4		11.966
97	236	CAMPOS Guilherme	POR	7.633	4.3		11.933
98	107	BENDA Alexander	AUT	7.133	4.8		11.933
99	261	IL-SUNG MELANDER Luis	SWE	8.266	3.6		11.866
100	183	GRAIKOS Alkinoos Nikolaos	GRE	7.466	4.4		11.866
101	193	CUNNINGHAM Dominick	IRL	6.966	4.9		11.866
102	110	RUDY Ricardo	AUT	7.533	4.1		11.633
103	277	MELNYKOV Mykyta	UKR	6.333	5.3		11.633
104	243	MARC Razvan-Denis	ROU	7.000	4.6		11.600
105	170	SITCHINAVA Bidzina	GEO	7.766	3.8		11.566
106	224	RAMSAHAI Yazz	NED	6.866	4.7		11.566
107	194	HOOTON Niall	IRL	7.733	3.8		11.533
108	215	CHASAZYROVAS Gytis	LTU	7.300	4.1		11.400
109	122	TRIFONOV Teodor	BUL	6.800	4.6		11.400
110	259	VIDRICKO Peter	SVK	7.433	3.9		11.333
111	140	POSPISIL Martin	CZE	7.233	4.1		11.333
112	258	NEMCOVIC Matej	SVK	7.500	3.8		11.300
113	260	OTRESHKO Volodymyr	SVK	8.266	3.0		11.266
114	121	ZLATANOV Bozhidar	BUL	6.966	4.3		11.266
115	199	DAVIDSSON Agust Ingi	ISL	7.966	3.2		11.166
116	169	JIMSHELEISHVILI Ioane	GEO	7.166	4.0		11.166



Results By Apparatus



Rank	Bib	Name	NOC code	E	D	Penalty	Total
117	175	KOCHAN Lucas	GER	6.100	5.0		11.100
118	171	SKHILADZE Levan	GEO	7.100	3.9		11.000
119	181	TANTALIDIS Antonios	GRE	6.866	4.1		10.966
120	264	LENBERG Joakim	SWE	7.333	3.4		10.733
121	276	KOLODII Pantely	UKR	5.966	4.5		10.466
122	182	KANELLOS Apostolos	GRE	5.766	4.7		10.466
123	231	STENE Nore	NOR	5.366	4.3		9.666
124	180	TSOLAKIDIS Stefanos	GRE	5.833	3.7		9.533
	128	VLAHEK Jakov	CRO	0.000			DNS
	129	ZUGEC Mateo	CRO	0.000			DNS

NOTE The 8 highest ranked participants in the qualifying competition per apparatus will qualify for the apparatus finals. A maximum number of 2 participant(s) per National Federation are allowed in these finals. 3 reserve participant(s) will be nominated for each final.

LEGEND







 Horizontal bar

D Difficulty

E Execution









All-Around Results

Rank	BIB	Name	NOC Code																			Total
				D	Total	Rk.	D	Total	Rk.	D	Total	Rk.	D	Total	Rk.	D	Total	Rk.	D	Total	Rk.	
1	267	ASIL Adem	TUR	5.8 8.133	13.933 0.00	3	5.0 8.166	13.166 0.00	9	6.3 8.733	15.033 0.00	1	6.0 9.100	15.100 0.00	3	5.6 8.700	14.300 0.00	3	4.7 8.733	13.433 0.00	5	84.965
2	162	JARMAN Jake	GBR	6.7 7.766	14.366 -0.10	1	5.7 7.466	13.166 0.00	10	4.7 8.433	13.133 0.00	14	6.0 9.266	15.266 0.00	1	5.9 8.366	14.266 0.00	4	4.8 8.466	13.266 0.00	11	83.463
3	273	KOVTUN Illia	UKR	6.1 7.900	13.900 -0.10	6	5.6 7.366	12.966 0.00	13	5.3 8.200	13.500 0.00	7	5.2 8.000	13.200 0.00	19	6.6 8.833	15.433 0.00	1	5.7 8.333	14.033 0.00	1	83.032
4	102	DAVTYAN Artur	ARM	4.6 8.400	13.000 0.00	23	5.4 8.533	13.933 0.00	4	5.3 8.666	13.966 0.00	2	5.6 9.500	15.100 0.00	2	4.5 9.166	13.666 0.00	13	4.4 8.600	13.000 0.00	16	82.665
5	251	SEIFERT Noe	SUI	5.7 7.966	13.666 0.00	13	5.5 7.833	13.333 0.00	6	5.0 8.366	13.366 0.00	9	4.8 9.233	14.033 0.00	12	6.1 8.233	14.333 0.00	2	5.8 8.133	13.933 0.00	2	82.664
6	207	ABBADINI Yumin	ITA	5.5 8.266	13.766 0.00	11	5.7 8.400	14.100 0.00	1	4.7 8.566	13.266 0.00	10	4.8 8.866	13.566 -0.10	18	5.3 8.700	14.000 0.00	8	5.3 8.166	13.466 0.00	4	82.164
7	252	LANGENEGGER Florian	SUI	5.6 8.500	14.100 0.00	2	5.2 8.633	13.833 0.00	5	4.6 8.433	13.033 0.00	16	5.2 9.200	14.400 0.00	7	5.5 8.066	13.566 0.00	16	4.5 8.433	12.933 0.00	18	81.865
8	176	BRENDEL Pascal	GER	5.5 8.000	13.500 0.00	14	5.6 8.366	13.966 0.00	3	4.6 8.266	12.866 0.00	18	4.8 9.133	13.933 0.00	13	5.4 8.266	13.666 0.00	14	5.0 8.233	13.233 0.00	12	81.164
9	208	CASALI Lorenzo Minh	ITA	5.6 8.200	13.800 0.00	8	4.8 8.000	12.800 0.00	14	5.1 8.400	13.500 0.00	5	5.2 8.900	14.100 0.00	11	5.6 8.466	14.066 0.00	6	5.3 7.566	12.866 0.00	20	81.132
10	145	DIALLO Thierno	ESP	5.6 7.600	13.200 0.00	20	5.9 7.300	13.200 0.00	8	4.9 7.933	12.833 0.00	20	4.8 8.800	13.600 0.00	17	5.9 8.133	14.033 0.00	7	5.2 7.833	13.033 0.00	15	79.899
11	150	KOSKI Elias	FIN	5.1 8.300	13.400 0.00	15	5.2 8.766	13.966 0.00	2	4.9 8.266	13.166 0.00	13	4.8 9.000	13.800 0.00	15	5.1 7.433	12.533 0.00	24	5.0 7.933	12.933 0.00	19	79.798









All-Around Results

Rank	BIB	Name	NOC Code																			Total
				D E	Total Pen.	Rk.	D E	Total Pen.	Rk.	D E	Total Pen.	Rk.	D E	Total Pen.	Rk.	D E	Total Pen.	Rk.	D E	Total Pen.	Rk.	
12	117	MARTINEZ Victor	BEL	5.5 8.166	13.666 0.00	12 8.733	4.3 0.00	13.033 0.00	11 7.466	5.0 0.00	12.466 0.00	21 9.133	5.2 0.00	14.333 0.00	8 7.833	5.4 0.00	13.233 0.00	21 8.100	4.9 0.00	13.000 0.00	17	79.731
13	144	ABAD Nestor	ESP	5.4 7.233	12.633 0.00	24 8.300	4.7 0.00	13.000 0.00	12 8.366	5.3 0.00	13.666 0.00	4 7.900	5.2 -0.10	13.000 8.033	22 0.00	5.8 8.100	13.833 0.00	10 8.100	5.3 0.00	13.400 0.00	9	79.532
14	187	MOLNAR Botond	HUN	5.6 7.733	13.333 0.00	16 7.633	4.7 0.00	12.333 0.00	18 8.433	4.4 0.00	12.833 0.00	19 9.266	5.2 0.00	14.466 0.00	5 8.266	5.1 0.00	13.366 0.00	18 8.433	4.7 0.00	13.133 0.00	14	79.464
15	222	SCHMIDT Casimir	NED	5.6 7.633	13.133 -0.10	21 6.800	5.4 0.00	12.200 0.00	19 8.400	5.5 0.00	13.900 0.00	3 7.900	5.2 0.00	13.100 0.00	20 8.233	5.5 0.00	13.733 0.00	11 8.166	5.2 0.00	13.366 0.00	10	79.432
16	157	SALADINO Leo	FRA	5.3 8.566	13.866 0.00	7 8.333	4.0 0.00	12.333 0.00	17 8.366	5.1 0.00	13.466 0.00	8 9.033	5.6 0.00	14.633 0.00	4 8.266	5.7 0.00	13.966 0.00	9 7.133	4.0 0.00	11.133 0.00	23	79.397
17	184	MESZAROS Krisztofer	HUN	6.0 8.000	13.900 -0.10	5 6.966	5.7 0.00	12.666 0.00	16 8.533	4.7 0.00	13.233 0.00	11 9.300	4.8 0.00	14.100 0.00	9 8.066	6.2 0.00	14.266 0.00	5 6.233	4.9 0.00	11.133 0.00	24	79.298
18	115	VAN DEN KEYBUS Luka	BEL	5.5 8.400	13.900 0.00	4 7.000	4.5 0.00	11.500 0.00	22 8.100	4.3 0.00	12.400 0.00	22 9.300	5.2 -0.10	14.400 8.466	6 0.00	5.0 8.033	13.466 0.00	17 8.033	5.4 0.00	13.433 0.00	7	79.099
19	166	NATHAN Joshua	GBR	5.7 8.100	13.800 0.00	9 5.500	5.9 0.00	11.400 0.00	23 8.333	4.6 0.00	12.933 0.00	17 9.000	4.8 0.00	13.800 0.00	15 8.200	5.5 0.00	13.700 0.00	12 8.300	5.1 0.00	13.400 0.00	8	79.033
20	151	KIRMES Oskar	FIN	5.5 8.000	13.300 -0.20	17 8.200	5.0 0.00	13.200 0.00	7 8.500	4.7 0.00	13.200 0.00	12 8.033	4.8 -0.30	12.533 8.200	23 0.00	5.0 8.366	13.200 0.00	22 8.366	4.8 0.00	13.166 0.00	13	78.599
21	269	ONDER Ahmet	TUR	5.4 8.366	13.766 0.00	10 6.033	5.2 0.00	11.233 0.00	24 7.600	4.5 0.00	12.100 0.00	23 9.000	5.2 -0.10	14.100 7.300	10 0.00	6.0 8.166	13.300 0.00	19 8.166	5.6 0.00	13.766 0.00	3	78.265
22	202	LIUBIMOV Ilia	ISR	5.0 8.033	13.033 0.00	22 6.400	5.4 0.00	11.800 0.00	21 7.633	4.2 0.00	11.833 0.00	24 9.100	4.8 0.00	13.900 0.00	14 8.500	5.1 0.00	13.600 0.00	15 8.633	4.8 0.00	13.433 0.00	6	77.599



All-Around Results

Rank	BIB	Name	NOC Code																			Total
				D	Total Pen.	Rk.	D	Total Pen.	Rk.	D	Total Pen.	Rk.	D	Total Pen.	Rk.	D	Total Pen.	Rk.	D	Total Pen.	Rk.	
23	240	BURTANETE Gabriel	ROU	5.6 7.933	13.233 -0.30	19 8.333	4.4 0.00	12.733 0.00	15 8.400	5.1 0.00	13.500 0.00	5 7.566	4.4 0.00	11.966 0.00	24 8.266	5.0 0.00	13.266 0.00	20 7.166	4.5 0.00	11.666 0.00	21	76.364
24	226	HEGGENSNES Sofus	NOR	5.1 8.166	13.266 0.00	18 7.200	4.6 0.00	11.800 0.00	20 8.500	4.6 0.00	13.100 0.00	15 7.900	5.2 0.00	13.100 0.00	20 8.100	4.8 0.00	12.900 0.00	23 6.366	5.0 0.00	11.366 0.00	22	75.532

LEGEND	 Horizontal bar	 Parallel bars	 Vault	 Rings	 Pommel horse	 Floor exercise
E Execution	D Difficulty	Rk. Ranking	Pen Penalty			




Results By Apparatus



Rank	Bib	Name	NOC code	E	D	Penalty	Total
1	164	WHITEHOUSE Luke	GBR	8.400	6.5		14.900
2	201	DOLGOPYAT Artem	ISR	8.566	6.1		14.666
3	177	HOSSEINI Milan	GER	8.300	! 5.9		14.200
4	167	HEPWORTH Harry	GBR	7.800	6.4		14.200
5	161	OSBERGER Benjamin	FRA	8.300	5.5		13.800
6	273	KOVTUN Illia	UKR	7.833	5.9		13.733
7	159	DESANGES Lucas	FRA	7.766	5.7	-0.10	13.366
8	251	SEIFERT Noe	SUI	7.100	5.7		12.800

NOTE Exclamation sign (!) at Difficulty score informs that score was under inquiry.

LEGEND

 Floor exercise

D Difficulty

E Execution




Results By Apparatus



Rank	Bib	Name	NOC code	E	D	Penalty	Total
1	190	MC CLENAGHAN Rhys	IRL	8.266	6.4		14.666
2	116	GENTGES Maxime	BEL	8.366	6.2		14.566
3	102	DAVTYAN Artur	ARM	8.566	5.7		14.266
4	220	DE MUNCK Loran	NED	7.766	6.5		14.266
5	273	KOVTUN Illia	UKR	8.233	6.0		14.233
6	207	ABBADINI Yumin	ITA	8.466	5.7		14.166
7	141	SLIZ Radomir	CZE	8.000	5.6		13.600
8	100	PETROV Matvei	ALB	7.466	5.8		13.266

LEGEND

 Pommel horse

D Difficulty

E Execution



Results By Apparatus



Rank	Bib	Name	NOC code	E	D	Penalty	Total
1	267	ASIL Adem	TUR	8.633	6.3		14.933
2	103	DAVTYAN Vahagn	ARM	8.733	6.0		14.733
3	178	PETROUNIAS Eleftherios	GRE	8.433	6.3		14.733
4	210	LODADIO Marco	ITA	8.366	6.3		14.666
5	112	SIMONOV Nikita	AZE	8.366	6.2		14.566
6	163	TULLOCH Courtney	GBR	8.266	6.2		14.466
7	101	AVETISYAN Artur	ARM	8.433	6.0		14.433
8	133	PILAKOURIS Sokratis	CYP	8.233	6.0		14.233

LEGEND

 Rings

D Difficulty

E Execution



Results By Apparatus

⌚

Rank	Bib	Name	NOC	Vault	E	D	Penalty	Vault Score	Total
1	102	DAVTYAN Artur	ARM	1	9.300	5.6		14.900	15.033
				2	9.566	5.6		15.166	
2	162	JARMAN Jake	GBR	1	9.300	6.0	-0.10	15.200	15.016
				2	9.233	5.6		14.833	
3	274	RADIVILOV Igor	UKR	1	9.300	5.6		14.900	14.750
				2	9.100	5.6	-0.10	14.600	
4	240	BURTANETE Gabriel	ROU	1	8.733	5.6		14.333	14.449
				2	8.966	5.6		14.566	
5	267	ASIL Adem	TUR	1	9.166	6.0		15.166	14.349
				2	8.033	5.6	-0.10	13.533	
6	256	GIUBELLINI Luca	SUI	1	8.900	5.6		14.500	14.200
				2	8.800	5.2	-0.10	13.900	
7	167	HEPWORTH Harry	GBR	1	9.166	5.6		14.766	13.999
				2	7.933	5.6	-0.30	13.233	
8	233	GAWRONSKI	POL	1	8.800	5.2	-0.10	13.900	13.633
				2	7.866	5.6	-0.10	13.366	

NOTE

LEGEND

⌚ Vault

D Difficulty

E Execution




Results By Apparatus



Rank	Bib	Name	NOC code	E	D	Penalty	Total
1	273	KOVTUN Illia	UKR	8.566	6.6		15.166
2	268	ARICAN Ferhat	TUR	8.433	6.5		14.933
3	145	DIALLO Thierno	ESP	8.333	6.4		14.733
4	242	MUNTEAN Andrei Vasile	ROU	8.500	5.9		14.400
5	160	BERNARD Cameron-Lie	FRA	8.166	6.2		14.366
6	253	YUSOF Eddy	SUI	7.566	5.9		13.466
7	251	SEIFERT Noe	SUI	7.066	6.3		13.366
8	209	LEVANTESI Matteo	ITA	7.533	5.6		13.133
9	162	JARMAN Jake	GBR	7.466	5.6		13.066

LEGEND

 Parallel bars

D Difficulty

E Execution




Results By Apparatus



Rank	Bib	Name	NOC code	E	D	Penalty	Total
1	126	SRBIC Tin	CRO	8.333	5.9		14.233
2	212	MACCHINI Carlo	ITA	7.900	6.3		14.200
3	273	KOVTUN Illia	UKR	8.266	5.7		13.966
4	144	ABAD Nestor	ESP	8.366	5.3		13.666
5	184	MESZAROS Krisztofer	HUN	8.066	5.6		13.666
6	217	TVOROGAL Robert	LTU	7.300	5.8		13.100
7	226	HEGGENSNES Sofus	NOR	7.433	5.5		12.933
8	185	BALAZS Krisztian	HUN	7.400	5.1		12.500

LEGEND





 Horizontal bar

D Difficulty

E Execution







Team Results

Rank	Name	NOC Code									SJ Pen	Total			
			D	Total Rk.	D	Total Rk.	D	Total Rk.	D	Total Rk.			E	Pen.	E
1	Great Britain	GBR	41.999		42.165		39.732		40.532			164.428			
	FENTON Georgia-Mae				5.8	13.933	10					13.933			
	ACHAMPONG Ondine		5.0	13.966	6			5.7	13.366	4	5.3	13.166	8	40.498	
	DOWNIE Rebecca				6.3	14.366	4					14.366			
	GADIROVA Jessica		5.0	14.200	2	5.6	13.866	12	5.8	13.600	1	5.8	13.900	1	55.566
	KINSELLA Alice		5.0	13.833	9			5.6	12.766	12	5.5	13.466	4	40.065	
2	Italy	ITA	41.499		42.832		38.366		38.932			161.629			
	ANDREOLI Angela								5.5	13.000	11	13.000			
	D'AMATO Alice		5.0	14.000	5	6.2	14.500	1	5.3	13.033	6	5.4	13.366	5	54.899
	ESPOSITO Manila		4.6	13.566	14			5.6	12.833	8	5.4	12.566	26	38.965	
	D'AMATO Asia		5.0	13.933	7	6.0	14.166	7	5.6	12.500	16			40.599	
	VILLA Giorgia				5.8	14.166	6					14.166			







Team Results

Rank	Name	NOC Code									SJ Pen	Total	
			D E	Total Rk. Pen.	D E	Total Rk. Pen.	D E	Total Rk. Pen.	D E	Total Rk. Pen.			
3	Netherlands	NED	40.599		41.099		38.199		38.999			158.896	
	VISSER Naomi		4.2 9.033	13.133 0.100	31 8.366	6.1 7.766	14.466 7.766	2 7.766	5.0 7.866	12.766 7.866	11 3	5.8 13.666	3 54.031
	THORSODDOTTIR Eythora		5.0 8.866	13.866 8.033	8 8.033	5.5 7.000	13.533 7.000	14 7.000	5.0 7.000	12.000 7.000	28 7.700	4.9 12.600	23 51.999
	VEERMAN Sanna					6.1 7.000	13.100 7.000	23					13.100
	WEVERIS Sanne								5.9 7.533	13.433 7.533	3		13.433
	VAN POL Vera		4.6 9.000	13.600 9.000	12					5.0 7.833	12.733 0.100	16	26.333
4	Hungary	HUN	40.232		40.898		37.865		37.632			156.627	
	KOVACS Zsofia		5.0 9.166	14.166 8.066	3 8.066	6.2 7.833	14.266 7.833	5 7.833	5.7 7.566	13.533 7.566	2 6	5.7 13.266	6 55.231
	MAYER Greta		4.4 8.800	13.200 8.800	25				5.4 7.166	12.566 7.166	14		25.766
	SZEKELY Zoja		4.2 8.666	12.866 8.166	56 8.166	5.9 6.966	14.066 6.966	8 6.966	4.8 7.633	11.766 7.633	37 7.633	4.6 12.233	34 50.931
	CZIFRA Bettina Lili					5.1 7.466	12.566 7.466	42		5.0 7.133	12.133 7.133	43	24.699







Team Results

Rank	Name	NOC Code									SJ Pen	Total			
			D	Total Rk.	D	Total Rk.	D	Total Rk.	D	Total Rk.			E	Pen.	E
5	Romania	ROU	39.899		39.032		38.033		39.333			156.297			
	BARBOSU Ana				6.2	13.600	13	5.3	12.800	9	5.5	13.233	7	39.633	
					7.400			7.500			7.733				
	COSMAN Lilia		4.6	13.166	30	5.3	12.666	35							25.832
			8.666	0.100		7.366									
	GHIGOARTA Amalia		4.2	13.133	32	5.0	12.766	29	5.3	13.133	5	5.1	12.400	30	51.432
			8.933			7.766			7.833			7.600	0.300		
	MANECA-VOINEA Sabrina		5.0	13.600	13							6.0	13.700	2	27.300
			8.700	0.100								7.700			
	PREDA Andreea								4.9	12.100	23				12.100
									7.200						
6	France	FRA	41.099		38.466		37.499		38.232			155.296			
	DEVILLARD Coline		5.4	14.366	1				5.1	12.333	18				26.699
			8.966						7.233						
	BOYER Marine		4.2	13.333	18	4.8	12.500	43	5.5	12.366	17	4.9	12.733	17	50.932
			9.133			7.700			6.866			7.833			
	LAROUJ Djenna					5.5	13.200	18				5.0	12.866	13	26.066
						7.700						7.866			
	OSYSSEK-REIMER Morgane		4.2	13.400	15				5.5	12.800	10	5.2	12.633	22	38.833
			9.200						7.300			7.733	0.300		
	MIELLE Silane					5.2	12.766	31							12.766
						7.566									







Team Results

Rank	Name	NOC Code									SJ Pen	Total		
			D	Total Rk.	D	Total Rk.	D	Total Rk.	D	Total Rk.				
			E	Pen.	E	Pen.	E	Pen.	E	Pen.				
7	Belgium	BEL	40.632		40.933		35.432		37.999			154.996		
	O'DRISCOLL Aberdeen		4.2	13.133	32				5.0	12.833	15	25.966		
			8.933						7.833					
	BRASSART Maellyse		4.2	13.333	18			5.2	11.133	58		24.466		
			9.133					5.933						
	VAELEN Lisa		5.4	14.166	4	5.8	14.000	9	5.1	11.466	44	5.3	12.866	14
			8.766			8.200			6.366			7.566		
	VERKEST Jutta					4.8	13.000	25				4.6	12.300	33
						8.200						7.700		
	ENGHELS Fien					5.8	13.933	10	5.2	12.833	7			
						8.133			7.633					
8	Spain	ESP	39.399		39.633		36.066		37.999			153.097		
	CASABUENA Laura		4.2	13.166	27	5.0	13.133	21	5.5	11.800	36	5.2	13.100	9
			8.966			8.133			6.300			7.900		
	PETISCO Alba		4.2	13.033	38	5.2	13.100	22				5.2	12.733	18
			8.833			7.900						7.533		
	PEREZ Ana					5.3	13.400	15	5.1	12.733	13	4.8	12.166	40
						8.100			7.633			7.366		
	LLACER SIRERA Maia													
	FONT Laia		4.2	13.200	24				4.8	11.533	43			
			9.000						6.733					







Team Results

Rank	Name	NOC Code									SJ Pen	Total
			D	Total Rk.	D	Total Rk.	D	Total Rk.	D	Total Rk.		
9	Germany	GER	39.899		40.432		34.566		37.199			152.096
	SEITZ Elisabeth		4.2	13.333	18	6.1	14.400	3				27.733
	VOSS Sarah		9.133			8.300						
	MALEWSKI Emma Leonie		4.2	13.400	15	5.1	13.266	17	4.8	11.666	40	38.332
	QUAAS Lea Marie		9.200			8.166			6.866			
	KOENIG Anna Lena					5.0	12.766	29	5.3	11.800	35	37.099
						7.766			6.500	7.833		
									4.7	11.100	59	23.200
									6.400	7.300	0.100	
			4.4	13.166	29				5.0	12.566	24	25.732
			8.766						7.566			
10	Sweden	SWE	39.233		38.732		36.199		35.766			149.930
	STAAHL Maya								4.2	11.700	70	11.700
	GRAVIN Elina								7.500			
	WESTLUND Emelie		4.2	12.900	53	5.2	13.333	16	4.4	11.733	38	49.832
	WESTLUND Nathalie		8.700			8.133			7.333	7.766		
	PAULSSON Tonya		4.2	13.033	38	5.3	12.233	57	4.7	11.966	30	49.432
			8.833			6.933			7.266	8.000		
			4.2	13.300	21	4.8	13.166	19	5.2	12.500	15	38.966
			9.100			8.366			7.300			







Team Results

Rank	Name	NOC Code									SJ Pen	Total
			D	Total Rk.	D	Total Rk.	D	Total Rk.	D	Total Rk.		
			E	Pen.	E	Pen.	E	Pen.	E	Pen.		
11	Finland	FIN	38.966		37.733		34.299		37.232			148.230
	KUUSIKKO Maisa		4.2	13.100 34	5.4	12.300 51	4.6	11.966 29	5.2	12.366 32		49.732
	TANSKANEN Kaia		8.900		6.900		7.366		7.266	0.100		
	HAUTALA Ada		4.4	13.033 44	5.1	12.800 28	4.9	12.100 23	5.1	12.700 20		50.633
	VAETTOE Olivia		8.633		7.700		7.200		7.600			
			4.2	12.833 58	4.9	12.633 37			4.7	12.166 39		37.632
			8.633		7.733				7.466			
							4.7	10.233 82				10.233
							5.533					
12	Austria	AUT	39.300		37.666		34.366		36.165			147.497
	BOHLE Leni		4.2	13.000 45								13.000
	FRYSAK Bianca		8.900	0.100			4.8	12.633 36	4.6	11.800 33	4.3	11.866 61
	MOERZ Alissa				7.833		7.200		7.566			36.299
	MOERZ Charlize				4.5	12.333 50			4.2	11.766 65		24.099
	KICKINGER Selina				7.833				7.566			
			4.4	13.000 49			4.6	10.900 67	5.2	12.533 28		36.433
			8.600				6.300		7.333			
			4.2	13.300 21	4.9	12.700 33	4.4	11.666 39				37.666
			9.100		7.800		7.266					







Team Results

Rank	Name	NOC Code									SJ Pen	Total			
			D	Total Rk.	D	Total Rk.	D	Total Rk.	D	Total Rk.			E	Pen.	E
13	Czech Republic	CZE	38.566		36.766		34.499		35.699			145.530			
	ARTAMONOVA Sona		3.6	12.300	80			4.8	12.100	22		24.400			
			8.700					7.300							
	PONIZILOVA Dominika		4.4	13.066	37	4.7	12.233	56				25.299			
			8.666			7.533									
	VLKOVA Alice		4.4	13.200	25	4.5	12.100	59	4.7	11.533	42	5.0	12.400	31	
			8.800			7.600			6.833			7.400			
	TRNKOVA Lucie								4.6	10.866	68	4.3	11.333	86	
									6.266			7.033			
	DRNCOVA Eliska					4.9	12.433	47				4.5	11.966	53	
						7.533						7.466			
14	Türkiye	TUR	38.866		35.499		34.766		35.832			144.963			
	KAYISOGLU Sevgi					5.1	11.500	70	4.7	12.033	26	5.0	11.933	58	
						6.400			7.333			7.033	0.100		
	YILDIZ Bengisu		4.2	13.033	38	4.8	11.933	62							
			8.833			7.133									
	BINER Ceren		4.2	13.033	38							4.7	12.033	51	
			8.833									7.333			
	TANRIYASUKUR Derin					5.0	12.066	60	4.4	11.400	47	4.9	11.866	63	
						7.066			7.100	0.100		7.166	0.200		
	TARHAN Bilge		4.2	12.800	60				4.7	11.333	50				
			8.600						6.633						







Team Results

Rank	Name	NOC Code									SJ Pen	Total			
			D	Total Rk.	D	Total Rk.	D	Total Rk.	D	Total Rk.			E	Pen.	E
15	Norway	NOR	37.533		36.432		33.532		36.565			144.062			
	TRONRUD Maria		4.2	12.833 57	4.2	12.233 53	4.9	11.566 41	4.9	12.666 21		49.298			
			8.733	0.100	8.033		6.666		7.766						
	NEURAUTER Mali						4.8	10.966 64	4.4	11.966 52		22.932			
							6.166		7.566						
	KANTER Mari		3.6	12.200 85	4.1	11.633 66			4.4	11.933 56		35.766			
			8.600		7.533				7.533						
	ERICHSEN Julie				5.0	12.566 40						12.566			
					7.566										
	ROENBECK Marie		3.8	12.500 76			4.8	11.000 63				23.500			
			8.700				6.200								
16	Ukraine	UKR	37.599		38.399		32.599		35.432			144.029			
	LASHCHEVSKA Anna		4.2	12.733 65	5.6	12.733 32	5.7	11.233 53	4.9	12.066 48		48.765			
			8.533		7.133		5.633	0.100	7.166						
	HUBAREVA Yelyzaveta		4.2	12.733 65	5.4	13.166 20	4.9	10.533 74				36.432			
			8.533		7.766		5.633								
	KRUPA Ilona		3.8	12.133 94	5.0	12.500 44	4.3	10.833 70	4.9	11.733 69		47.199			
			8.433	0.100	7.500		6.633	0.100	6.833						
	SAVELIEVA Diana								4.5	11.633 76		11.633			
									7.133						







Team Results

Rank	Name	NOC Code									SJ Pen	Total			
			D	Total Rk.	D	Total Rk.	D	Total Rk.	D	Total Rk.			E	Pen.	E
17	Switzerland	SUI	39.232		35.665		31.699		37.199			143.795			
	BICKEL Lena		4.2	13.366	17			5.1	10.000	90	5.3	13.033	10	36.399	
	CEREGHETTI Caterina		9.166					4.900			7.733				
	SIEGENTHALER Stefanie		4.2	12.866	55	5.1	11.633	67	5.1	11.466	44	4.8	12.200	38	48.165
	EISENEGGER Martina		8.766	0.100	6.533			6.366			7.400				
	WU Anny					5.0	11.666	65							11.666
					6.666										
			4.2	13.000	46	4.8	12.366	49	4.5	10.233	81	4.6	11.966	54	47.565
			8.800		7.566			5.733			7.366				
18	Ireland	IRL	38.400		33.499		34.200		35.799			141.898			
	SLEVIN Emma		4.2	13.000	46	4.7	11.833	64	5.0	11.800	34	4.6	12.233	34	48.866
	HILTON Halle		8.800		7.133			6.800			7.633				
	MOLLOY Kate		4.2	12.800	60	4.4	10.500	93	4.9	11.200	55	4.6	11.866	62	46.366
	HEFFERNAN Jane		8.600		6.100			6.300			7.266				
			4.2	12.600	74			4.5	11.200	54				23.800	
			8.400					6.700							
						4.2	11.166	79				4.8	11.700	72	22.866
					6.966						7.200	0.300			







Team Results

Rank	Name	NOC Code									SJ Pen	Total			
			D	Total Rk.	D	Total Rk.	D	Total Rk.	D	Total Rk.			E	Pen.	E
19	Greece	GRE	38.266		33.399		34.366		35.499			141.530			
	KIOSI Christina		3.8	12.600	73				4.7	11.766	67	24.366			
			8.800						7.066						
	TSIORI Magdalini		4.2	12.733	64		4.9	10.466	75			23.199			
			8.633	0.100			5.666	0.100							
	PAGONI Areti Paraskevi					4.3	11.866	63		4.3	11.700	71	23.566		
						7.566			7.400						
	MESIRI Athanasia		4.2	12.933	51	4.1	10.500	92	4.6	12.000	27	4.6	12.033	49	47.466
			8.733			6.400			7.400			7.433			
	MILLOUSI Vasiliki					4.6	11.033	84	5.1	11.900	31			22.933	
						6.433			6.800						
20	Iceland	ISL	38.333		34.632		31.532		35.866			140.363			
	GUDMUNDSDOTTIR Hildur Maja		4.2	13.000	46	3.8	11.033	82		4.3	12.200	37	36.233		
			8.800			7.233				7.900					
	ADALSTEINSDOTTIR Thelma		3.8	12.300	82	4.3	12.233	54	4.8	11.166	57	4.5	11.566	78	47.265
			8.500			7.933			6.466	0.100	7.066				
	SUTO Agnes		4.2	13.033	38				3.6	10.366	77			23.399	
			8.833						6.766						
	KRISTINSDOTTIR Margret Lea					4.1	11.366	73	4.0	10.000	88	4.3	12.100	44	33.466
						7.266			6.000			7.800			







Team Results

Rank	Name	NOC Code									SJ Pen	Total			
			D	Total Rk.	D	Total Rk.	D	Total Rk.	D	Total Rk.			E	Pen.	E
21	Portugal	POR	38.466		33.632		29.666		36.099			137.863			
	COSTA Mafalda		3.6	12.333	4.2	11.433	4.9	10.933	4.6	11.966		46.665			
	MARTINS Filipa		8.733		7.233		6.033		7.366						
	PARENTE Mariana		4.2	13.300	5.5	12.033	5.0	9.400	4.8	12.700		47.433			
	MENEZES Maria		9.100		6.533		4.400		7.900						
					4.7	10.166						10.166			
					5.466										
			4.2	12.833			4.4	9.333	4.5	11.433		33.599			
			8.633				4.933		7.033	0.100					
22	Denmark	DEN	39.099		32.566		31.065		34.466			137.196			
	RASMUSSEN Camille		5.0	13.700	4.2	11.533	4.5	11.166	4.7	11.900		48.299			
	JACOBSEN Sara		8.700		7.333		6.666		7.200						
	JENSEN Natalie		4.2	12.666					4.2	11.166		23.832			
	BERGHOLT Cecilie		8.466						6.966						
			4.2	12.733	3.8	9.733	4.8	10.166	4.4	11.400		44.032			
			8.533		5.933		5.366		7.100	0.100					
					3.4	11.300	4.2	9.733				21.033			
					7.900		5.533								







Team Results

Rank	Name	NOC Code									SJ Pen	Total
			D	Total Rk.	D	Total Rk.	D	Total Rk.	D	Total Rk.		
23	Slovenia	SLO	36.732		34.732		32.999		32.532			136.995
	KUNAVER Meta		3.8	11.833 107	3.9	9.666 108	3.7	9.133 111	3.7	10.500 111		41.132
	TRTNIK Zala		8.133	0.100	5.766		5.433		7.100	0.300		47.298
	HRIBAR Lucija		4.2	11.733 112	4.4	12.233 55	4.9	12.066 25	5.0	11.266 89		48.565
			7.633	0.100	7.833		7.166		6.566	0.300		
			4.2	13.166 27	4.8	12.833 27	4.4	11.800 32	4.4	10.766 104		
			8.966		8.033		7.400		6.666	0.300		
24	Croatia	CRO	34.566		35.499		33.699		32.232			135.996
	ERCEGOVIC Antea								3.2	9.966 115		9.966
	SULEKIC Sara		3.8	11.233 116	4.4	12.366 48			4.3	11.633 74		35.232
	ZELCIC Tina		7.533	0.100	7.966				7.333			11.033
	ZWICKER Christina						4.6	11.033 61				45.966
	KUKULJAN FRLETA Nika		3.2	11.500 114	4.5	12.433 46	4.8	11.400 48	4.4	10.633 107		33.799
			8.300		7.933		6.600		6.533	0.300		
			3.2	11.833 105	3.5	10.700 88	4.5	11.266 52				
			8.633		7.200		6.766					











Team Results

Rank	Name	NOC Code									SJ Pen	Total				
			D	Total Rk.	D	Total Rk.	D	Total Rk.	D	Total Rk.			E	Pen.	E	Pen.
25	Slovakia	SVK	35.166		32.632		33.566		34.299			135.663				
	MOKOSOVA Barbora		3.6	12.266	83	5.0	12.566	40	4.4	12.200	21	4.5	12.133	41		49.165
			8.666			7.566			7.800			7.833	0.200			
	SURMANOVA Sara		3.6	10.900	117	4.4	9.833	105	4.6	10.933	65	4.1	11.500	79		43.166
			7.400	0.100		5.433			6.333			7.400				
	BALCOVA Adela		3.4	12.000	97	3.5	10.233	98	4.3	10.433	76	4.4	10.666	106		43.332
			8.600			6.733			6.133			6.266				
26	Poland	POL	36.699		33.699		30.999		33.732			135.129				
	GEMZA Anna					4.6	11.466	71	4.1	10.000	89					21.466
						6.866			5.900							
	GRYGIEL Magdalena		3.6	12.300	80	4.1	11.000	85				4.1	11.166	93		34.466
			8.700			6.900						7.066				
	SKALSKA Kaja		3.8	12.233	84	4.4	11.233	76	4.8	10.166	84	4.1	11.266	88		44.898
			8.433			6.833			5.366			7.166				
	URBANSKA Brygida		3.6	12.166	88				4.4	10.833	71	4.4	11.300	87		34.299
			8.566						6.433			7.100	0.200			







Team Results

Rank	Name	NOC Code									SJ Pen	Total
			D	Total Rk.	D	Total Rk.	D	Total Rk.	D	Total Rk.		
			E	Pen.	E	Pen.	E	Pen.	E	Pen.		
27	Latvia	LAT	37.033		30.033		31.832		34.933			133.831
	ANANJEVA Anastasija		3.8	12.133 93	3.4	10.100 103	4.6	10.700 72	4.3	11.800 64		44.733
	JUREVICA Katrina		8.633	0.300	6.700		6.100		7.500			
	RATOBILSKA Valerija		4.2	12.700 69	1.9	9.700 107	4.6	10.266 80				32.666
	PETROVA Marija		8.500		7.800		5.666					
			3.6	12.200 85	3.6	10.233 99	4.9	10.866 69	4.6	11.933 57		45.232
			8.600		6.633		5.966		7.333			
									4.2	11.200 92		11.200
									7.000			

LEGEND	 Floor exercise	 Balance beam	 Uneven bars	 Vault
	E Execution	D Difficulty	Rk. Ranking	Pen Penalty







All-Around Results

Rank	BIB	Name	NOC Code													Total	
				D	Total	Rk.	D	Total	Rk.	D	Total	Rk.	D	Total	Rk.		
				E	Pen.		E	Pen.		E	Pen.		E	Pen.			
1	349	GADIROVA Jessica	GBR	5.0	14.200	2	5.6	13.866	12	5.8	13.600	1	5.8	13.900	1	55.566	Q
				9.200	0.00	8.266	0.00	7.800	0.00	8.100	0.00						
2	362	KOVACS Zsofia	HUN	5.0	14.166	3	6.2	14.266	5	5.7	13.533	2	5.7	13.266	6	55.231	Q
				9.166	0.00	8.066	0.00	7.833	0.00	7.566	0.00						
3	378	D'AMATO Alice	ITA	5.0	14.000	5	6.2	14.500	1	5.3	13.033	6	5.4	13.366	5	54.899	Q
				9.000	0.00	8.300	0.00	7.733	0.00	7.966	0.00						
4	392	VISSER Naomi	NED	4.2	13.133	31	6.1	14.466	2	5.0	12.766	11	5.8	13.666	3	54.031	Q
				9.033	-0.10	8.366	0.00	7.766	0.00	7.866	0.00						
5	346	FENTON Georgia-Mae	GBR	4.6	13.733	10	5.8	13.933	10	5.4	12.333	19	5.1	12.900	12	52.899	Q
				9.133	0.00	8.133	0.00	6.933	0.00	7.800	0.00						
6	350	KINSELLA Alice	GBR	5.0	13.833	9	5.8	12.466	45	5.6	12.766	12	5.5	13.466	4	52.531	
				8.833	0.00	6.666	0.00	7.166	0.00	7.966	0.00						
7	309	VAELEN Lisa	BEL	5.4	14.166	4	5.8	14.000	9	5.1	11.466	44	5.3	12.866	14	52.498	Q
				8.766	0.00	8.200	0.00	6.366	0.00	7.566	0.00						
8	393	THORSOTTIR Eythora	NED	5.0	13.866	8	5.5	13.533	14	5.0	12.000	28	4.9	12.600	23	51.999	Q
				8.866	0.00	8.033	0.00	7.000	0.00	7.700	0.00						
9	412	BARBOSU Ana	ROU	4.6	11.933	98	6.2	13.600	13	5.3	12.800	9	5.5	13.233	7	51.566	Q
				7.633	-0.30	7.400	0.00	7.500	0.00	7.733	0.00						
10	414	GHIGOARTA Amalia	ROU	4.2	13.133	32	5.0	12.766	29	5.3	13.133	5	5.1	12.400	30	51.432	Q
				8.933	0.00	7.766	0.00	7.833	0.00	7.600	-0.30						
11	379	ESPOSITO Manila	ITA	4.6	13.566	14	5.6	12.266	52	5.6	12.833	8	5.4	12.566	26	51.231	Q
				8.966	0.00	6.666	0.00	7.233	0.00	7.266	-0.10						







All-Around Results

Rank	BIB	Name	NOC Code													Total	
				D	Total	Rk.	D	Total	Rk.	D	Total	Rk.	D	Total	Rk.		
				E	Pen.		E	Pen.		E	Pen.		E	Pen.			
12	331	CASABUENA Laura	ESP	4.2	13.166	27	5.0	13.133	21	5.5	11.800	36	5.2	13.100	9	51.199	Q
				8.966	0.00	8.133	0.00	6.300	0.00	7.900	0.00		0.00				
13	342	BOYER Marine	FRA	4.2	13.333	18	4.8	12.500	43	5.5	12.366	17	4.9	12.733	17	50.932	Q
				9.133	0.00	7.700	0.00	6.866	0.00	7.833	0.00		0.00				
14	364	SZEKELY Zoja	HUN	4.2	12.866	56	5.9	14.066	8	4.8	11.766	37	4.6	12.233	34	50.931	Q
				8.666	0.00	8.166	0.00	6.966	0.00	7.633	0.00		0.00				
15	337	TANSKANEN Kaia	FIN	4.4	13.033	44	5.1	12.800	28	4.9	12.100	23	5.1	12.700	20	50.633	Q
				8.633	0.00	7.700	0.00	7.200	0.00	7.600	0.00		0.00				
16	396	VAN POL Vera	NED	4.6	13.600	12	4.9	13.066	24	4.7	11.066	60	5.0	12.733	16	50.465	
				9.000	0.00	8.166	0.00	6.466	-0.10	7.833	-0.10						
17	433	PAULSSON Tonya	SWE	4.2	13.300	21	4.8	13.166	19	5.2	12.500	15	4.3	11.400	82	50.366	Q
				9.100	0.00	8.366	0.00	7.300	0.00	7.700	-0.60						
18	332	PETISCO Alba	ESP	4.2	13.033	38	5.2	13.100	22	5.5	11.466	46	5.2	12.733	18	50.332	Q
				8.833	0.00	7.900	0.00	5.966	0.00	7.533	0.00		0.00				
19	431	WESTLUND Emelie	SWE	4.2	12.900	53	5.2	13.333	16	4.4	11.733	38	4.1	11.866	60	49.832	Q
				8.700	0.00	8.133	0.00	7.333	0.00	7.766	0.00		0.00				
20	353	VOSS Sarah	GER	4.2	13.400	15	5.1	13.266	17	4.8	11.666	40	4.8	11.400	85	49.732	Q
				9.200	0.00	8.166	0.00	6.866	0.00	6.900	-0.30						
21	336	KUUSIKKO Maisa	FIN	4.2	13.100	34	5.4	12.300	51	4.6	11.966	29	5.2	12.366	32	49.732	Q
				8.900	0.00	6.900	0.00	7.366	0.00	7.266	-0.10						
22	432	WESTLUND Nathalie	SWE	4.2	13.033	38	5.3	12.233	57	4.7	11.966	30	4.2	12.200	36	49.432	
				8.833	0.00	6.933	0.00	7.266	0.00	8.000	0.00						







All-Around Results

Rank	BIB	Name	NOC Code													Total	
				D	Total Pen.	Rk.	D	Total Pen.	Rk.	D	Total Pen.	Rk.	D	Total Pen.	Rk.		
23	344	OSYSSEK-REIMER Morgane	FRA	4.2	13.400	15	5.1	10.566	91	5.5	12.800	10	5.2	12.633	22	49.399	Q
				9.200	0.00	5.466	0.00	7.300	0.00	7.733	-0.30						
24	304	KICKINGER Selina	AUT	4.2	13.300	21	4.9	12.700	33	4.4	11.666	39	4.4	11.733	68	49.399	Q
				9.100	0.00	7.800	0.00	7.266	0.00	7.333	0.00						
25	397	TRONRUD Maria	NOR	4.2	12.833	57	4.2	12.233	53	4.9	11.566	41	4.9	12.666	21	49.298	Q
				8.733	-0.10	8.033	0.00	6.666	0.00	7.766	0.00						
26	323	VLKOVA Alice	CZE	4.4	13.200	25	4.5	12.100	59	4.7	11.533	42	5.0	12.400	31	49.233	Q
				8.800	0.00	7.600	0.00	6.833	0.00	7.400	0.00						
27	308	BRASSART Maellyse	BEL	4.2	13.333	18	5.4	12.633	38	5.2	11.133	58	4.9	12.100	47	49.199	Q
				9.133	0.00	7.233	0.00	5.933	0.00	7.200	0.00						
28	426	MOKOSOVA Barbora	SVK	3.6	12.266	83	5.0	12.566	40	4.4	12.200	21	4.5	12.133	41	49.165	R1
				8.666	0.00	7.566	0.00	7.800	0.00	7.833	-0.20						
29	301	FRYSAK Bianca	AUT	4.2	12.766	63	4.8	12.633	36	4.6	11.800	33	4.3	11.866	61	49.065	R2
				8.566	0.00	7.833	0.00	7.200	0.00	7.566	0.00						
30	355	QUAAS Lea Marie	GER	4.2	12.966	50	5.0	12.700	34	4.7	11.100	59	4.9	12.100	45	48.866	R3
				8.766	0.00	7.700	0.00	6.400	0.00	7.300	-0.10						
31	367	SLEVIN Emma	IRL	4.2	13.000	46	4.7	11.833	64	5.0	11.800	34	4.6	12.233	34	48.866	
				8.800	0.00	7.133	0.00	6.800	0.00	7.633	0.00						
32	439	LASHCHEVSKA Anna	UKR	4.2	12.733	65	5.6	12.733	32	5.7	11.233	53	4.9	12.066	48	48.765	
				8.533	0.00	7.133	0.00	5.633	-0.10	7.166	0.00						
33	303	MOERZ Charlize	AUT	4.4	13.000	49	4.1	12.166	58	4.6	10.900	67	5.2	12.533	28	48.599	
				8.600	0.00	8.066	0.00	6.300	0.00	7.333	0.00						







All-Around Results

Rank	BIB	Name	NOC Code													Total
				D	Total Pen.	Rk.	D	Total Pen.	Rk.	D	Total Pen.	Rk.	D	Total Pen.	Rk.	
34	419	HRIBAR Lucija	SLO	4.2	13.166	27	4.8	12.833	27	4.4	11.800	32	4.4	10.766	104	48.565
				8.966	0.00	8.033	0.00	7.400	0.00	6.666	-0.30					
35	326	RASMUSSEN Camille	DEN	5.0	13.700	11	4.2	11.533	69	4.5	11.166	56	4.7	11.900	59	48.299
				8.700	0.00	7.333	0.00	6.666	0.00	7.200	0.00					
36	310	VERKEST Jutta	BEL	4.2	13.100	34	4.8	13.000	25	4.1	9.866	92	4.6	12.300	33	48.266
				8.900	0.00	8.200	0.00	5.766	0.00	7.700	0.00					
37	415	MANECA-VOINEA Sabrina	ROU	5.0	13.600	13	4.7	10.633	90	5.1	10.300	79	6.0	13.700	2	48.233
				8.700	-0.10	5.933	0.00	5.300	-0.10	7.700	0.00					
38	422	CEREGHETTI Caterina	SUI	4.2	12.866	55	5.1	11.633	67	5.1	11.466	44	4.8	12.200	38	48.165
				8.766	-0.10	6.533	0.00	6.366	0.00	7.400	0.00					
39	339	HAUTALA Ada	FIN	4.2	12.833	58	4.9	12.633	37	4.9	10.133	87	4.7	12.166	39	47.765
				8.633	0.00	7.733	0.00	5.233	0.00	7.466	0.00					
40	366	CZIFRA Bettina Lili	HUN	4.2	12.433	78	5.1	12.566	42	5.3	10.633	73	5.0	12.133	43	47.765
				8.533	-0.30	7.466	0.00	5.433	-0.10	7.133	0.00					
41	421	BICKEL Lena	SUI	4.2	13.366	17	4.7	11.233	77	5.1	10.000	90	5.3	13.033	10	47.632
				9.166	0.00	6.533	0.00	4.900	0.00	7.733	0.00					
42	425	WU Anny	SUI	4.2	13.000	46	4.8	12.366	49	4.5	10.233	81	4.6	11.966	54	47.565
				8.800	0.00	7.566	0.00	5.733	0.00	7.366	0.00					
43	434	KAYISOGLU Sevgi	TUR	3.6	12.033	96	5.1	11.500	70	4.7	12.033	26	5.0	11.933	58	47.499
				8.433	0.00	6.400	0.00	7.333	0.00	7.033	-0.10					
44	360	MESIRI Athanasia	GRE	4.2	12.933	51	4.1	10.500	92	4.6	12.000	27	4.6	12.033	49	47.466
				8.733	0.00	6.400	0.00	7.400	0.00	7.433	0.00					







All-Around Results

Rank	BIB	Name	NOC Code													Total
				D	Total Pen.	Rk.	D	Total Pen.	Rk.	D	Total Pen.	Rk.	D	Total Pen.	Rk.	
45	408	MARTINS Filipa	POR	4.2	13.300	21	5.5	12.033	61	5.0	9.400	103	4.8	12.700	19	47.433
				9.100	0.00	6.533	0.00	4.400	0.00	7.900	0.00					
46	313	MINTCHEVA Paloma	BUL	4.2	12.900	53	4.9	12.566	39	4.3	9.333	104	5.1	12.566	25	47.365
				8.700	0.00	7.666	0.00	5.133	-0.10	7.466	0.00					
47	418	TRTNIK Zala	SLO	4.2	11.733	112	4.4	12.233	55	4.9	12.066	25	5.0	11.266	89	47.298
				7.633	-0.10	7.833	0.00	7.166	0.00	6.566	-0.30					
48	372	ADALSTEINSDOTTIR Thelma	ISL	3.8	12.300	82	4.3	12.233	54	4.8	11.166	57	4.5	11.566	78	47.265
				8.500	0.00	7.933	0.00	6.466	-0.10	7.066	0.00					
49	441	KRUPA Ilona	UKR	3.8	12.133	94	5.0	12.500	44	4.3	10.833	70	4.9	11.733	69	47.199
				8.433	-0.10	7.500	0.00	6.633	-0.10	6.833	0.00					
50	321	ARTAMONOVA Sona	CZE	3.6	12.300	80	3.8	11.566	68	4.8	12.100	22	4.6	11.233	90	47.199
				8.700	0.00	7.766	0.00	7.300	0.00	6.933	-0.30					
51	363	MAYER Greta	HUN	4.4	13.200	25	4.0	10.166	101	5.4	12.566	14	5.0	10.966	99	46.898
				8.800	0.00	6.166	0.00	7.166	0.00	6.266	-0.30					
52	325	DRNCOVA Eliska	CZE	3.6	12.166	88	4.9	12.433	47	4.9	10.200	83	4.5	11.966	53	46.765
				8.566	0.00	7.533	0.00	5.400	-0.10	7.466	0.00					
53	407	COSTA Mafalda	POR	3.6	12.333	79	4.2	11.433	72	4.9	10.933	66	4.6	11.966	54	46.665
				8.733	0.00	7.233	0.00	6.033	0.00	7.366	0.00					
54	368	HILTON Halle	IRL	4.2	12.800	60	4.4	10.500	93	4.9	11.200	55	4.6	11.866	62	46.366
				8.600	0.00	6.100	0.00	6.300	0.00	7.266	0.00					
55	375	RAZ Lihie	ISR	4.2	12.933	51	4.7	11.233	77	5.2	9.700	98	5.0	12.100	46	45.966
				8.733	0.00	6.533	0.00	4.500	0.00	7.200	-0.10					







All-Around Results

Rank	BIB	Name	NOC Code													Total		
				D	Total	Rk.	D	Total	Rk.	D	Total	Rk.	D	Total	Rk.			
				E	Pen.		E	Pen.		E	Pen.		E	Pen.				
56	317	ZWICKER Christina	CRO	3.2	11.500	114	4.5	12.433	46	4.8	11.400	48	4.4	10.633	107	45.966		
				8.300	0.00	7.933	0.00	6.600	0.00	6.533	-0.30							
57	399	KANTER Mari	NOR	3.6	12.200	85	4.1	11.633	66	4.7	9.833	94	4.4	11.933	56	45.599		
				8.600	0.00	7.533	0.00	5.133	0.00	7.533	0.00							
58	374	KRISTINSDOTTIR Margret Lea	ISL	3.6	11.866	103	4.1	11.366	73	4.0	10.000	88	4.3	12.100	44	45.332		
				8.366	-0.10	7.266	0.00	6.000	0.00	7.800	0.00							
59	435	YILDIZ Bengisu	TUR	4.2	13.033	38	4.8	11.933	62	4.6	8.666	117	4.6	11.600	77	45.232		
				8.833	0.00	7.133	0.00	4.066	0.00	7.100	-0.10							
60	384	RATOBILSKA Valerija	LAT	3.6	12.200	85	3.6	10.233	99	4.9	10.866	69	4.6	11.933	57	45.232		
				8.600	0.00	6.633	0.00	5.966	0.00	7.333	0.00							
61	388	MORDENTI Celeste	LUX	4.2	12.566	75	4.5	10.666	89	5.1	11.033	62	4.3	10.966	98	45.231		
				8.666	-0.30	6.166	0.00	5.933	0.00	6.766	-0.10							
62	371	GUDMUNSDOTTIR Hildur Maja	ISL	4.2	13.000	46	3.8	11.033	82	4.4	8.900	113	4.3	12.200	37	45.133		
				8.800	0.00	7.233	0.00	4.600	-0.10	7.900	0.00							
63	405	SKALSKA Kaja	POL	3.8	12.233	84	4.4	11.233	76	4.8	10.166	84	4.1	11.266	88	44.898		
				8.433	0.00	6.833	0.00	5.366	0.00	7.166	0.00							
64	369	MOLLOY Kate	IRL	4.2	12.600	74	4.4	10.266	97	4.5	11.200	54	3.9	10.700	105	44.766		
				8.400	0.00	5.866	0.00	6.700	0.00	6.800	0.00							
65	382	ANANJEVA Anastasija	LAT	3.8	12.133	93	3.4	10.100	103	4.6	10.700	72	4.3	11.800	64	44.733		
				8.633	-0.30	6.700	0.00	6.100	0.00	7.500	0.00							
66	306	TEYMUROVA Nazanin	AZE	4.0	12.666	70	4.4	11.066	81	4.7	9.733	96	4.6	11.166	96	44.631		
				8.666	0.00	6.666	0.00	5.133	-0.10	6.566	0.00							







All-Around Results

Rank	BIB	Name	NOC Code													Total		
				D	Total	Rk.	D	Total	Rk.	D	Total	Rk.	D	Total	Rk.			
				E	Pen.		E	Pen.		E	Pen.		E	Pen.				
67	406	URBANSKA Brygida	POL	3.6	12.166	88	4.2	10.300	96	4.4	10.833	71	4.4	11.300	87	44.599		
				8.566	0.00	6.100	0.00	6.433	0.00	7.100	-0.20							
68	315	SULEKIC Sara	CRO	3.8	11.233	116	4.4	12.366	48	4.3	9.166	110	4.3	11.633	74	44.398		
				7.533	-0.10	7.966	0.00	4.966	-0.10	7.333	0.00							
69	370	HEFFERNAN Jane	IRL	3.4	11.633	113	4.2	11.166	79	4.4	9.833	93	4.8	11.700	72	44.332		
				8.333	-0.10	6.966	0.00	5.433	0.00	7.200	-0.30							
70	358	TSIORI Magdalini	GRE	4.2	12.733	64	4.7	10.333	95	4.9	10.466	75	4.0	10.766	103	44.298		
				8.633	-0.10	5.633	0.00	5.666	-0.10	7.066	-0.30							
71	312	STOIMENOVA Nikol	BUL	3.2	11.800	108	4.5	10.233	100	4.4	11.266	51	3.9	10.933	100	44.232		
				8.600	0.00	5.733	0.00	6.866	0.00	7.033	0.00							
72	359	PAGONI Areti Paraskevi	GRE	3.6	11.900	99	4.3	11.866	63	4.7	8.600	118	4.3	11.700	71	44.066		
				8.600	-0.30	7.566	0.00	3.900	0.00	7.400	0.00							
73	329	JENSEN Natalie	DEN	4.2	12.733	65	3.8	9.733	106	4.8	10.166	84	4.4	11.400	84	44.032		
				8.533	0.00	5.933	0.00	5.366	0.00	7.100	-0.10							
74	403	GRYGIEL Magdalena	POL	3.6	12.300	80	4.1	11.000	85	4.1	9.400	102	4.1	11.166	93	43.866		
				8.700	0.00	6.900	0.00	5.300	0.00	7.066	0.00							
75	373	SUTO Agnes	ISL	4.2	13.033	38	3.7	9.133	112	3.6	10.366	77	3.9	11.200	91	43.732		
				8.833	0.00	5.433	0.00	6.766	0.00	7.300	0.00							
76	391	DE FREITAS Joana	MON	4.2	12.666	71	3.5	10.366	94	3.9	9.300	106	4.1	11.400	83	43.732		
				8.566	-0.10	6.866	0.00	5.400	0.00	7.300	0.00							
77	383	JUREVICA Katrina	LAT	4.2	12.700	69	1.9	9.700	107	4.6	10.266	80	4.2	10.900	102	43.566		
				8.500	0.00	7.800	0.00	5.666	0.00	6.700	0.00							











All-Around Results

Rank	BIB	Name	NOC Code													Total			
				D	Total	Rk.	D	Total	Rk.	D	Total	Rk.	D	Total	Rk.				
				E	Pen.		E	Pen.		E	Pen.		E	Pen.					
78	330	BERGHOLT Cecilie	DEN	3.4	11.833	106	3.4	11.300	75	4.2	9.733	95	4.3	10.566	109				43.432
				8.433	0.00	7.900	0.00	5.533	0.00	6.266	0.00								
79	428	BALCOVA Adela	SVK	3.4	12.000	97	3.5	10.233	98	4.3	10.433	76	4.4	10.666	106				43.332
				8.600	0.00	6.733	0.00	6.133	0.00	6.266	0.00								
80	427	SURMANOVA Sara	SVK	3.6	10.900	117	4.4	9.833	105	4.6	10.933	65	4.1	11.500	79				43.166
				7.400	-0.10	5.433	0.00	6.333	0.00	7.400	0.00								
81	411	MENEZES Maria	POR	4.2	12.833	58	4.5	9.466	111	4.4	9.333	105	4.5	11.433	81				43.065
				8.633	0.00	4.966	0.00	4.933	0.00	7.033	-0.10								
82	340	VAETTOE Olivia	FIN	4.2	12.700	68	3.1	7.933	116	4.7	10.233	82	5.0	11.766	66				42.632
				8.600	-0.10	4.833	0.00	5.533	0.00	7.066	-0.30								
83	318	KUKULJAN FRLETA Nika	CRO	3.2	11.833	105	3.5	10.700	88	4.5	11.266	52	4.5	8.766	119				42.565
				8.633	0.00	7.200	0.00	6.766	0.00	4.866	-0.60								
84	409	PARENTE Mariana	POR	3.6	12.200	85	4.7	10.166	102	4.6	9.200	109	4.3	10.566	108				42.132
				8.600	0.00	5.466	0.00	4.700	-0.10	6.566	-0.30								
85	420	SABIC Nina	SRB	3.6	12.066	95	1.7	9.933	104	3.6	9.266	107	4.2	10.533	110				41.798
				8.766	-0.30	8.233	0.00	5.666	0.00	6.333	0.00								
86	351	GOBADZE Ani	GEO	3.6	12.166	88	3.2	9.466	110	4.8	8.700	116	4.0	10.933	101				41.265
				8.566	0.00	6.266	0.00	4.000	-0.10	6.933	0.00								
87	389	BORG Ella	MLT	3.4	11.900	100	3.3	8.700	113	4.4	9.433	101	4.3	11.166	94				41.199
				8.500	0.00	5.400	0.00	5.033	0.00	6.966	-0.10								
88	386	BIKINAITE Ula	LTU	3.6	12.166	88	3.5	10.800	87	4.0	8.066	120	3.6	10.133	114				41.165
				8.566	0.00	7.300	0.00	4.166	-0.10	6.533	0.00								



All-Around Results

Rank	BIB	Name	NOC Code													Total		
				D	Total	Rk.	D	Total	Rk.	D	Total	Rk.	D	Total	Rk.			
				E	Pen.		E	Pen.		E	Pen.		E	Pen.				
89	376	TURISKI Andy	ISR	3.8	11.766	110	2.9	8.633	115	4.3	9.900	91	4.6	10.433	112	40.732		
				8.266	-0.30	5.733	0.00	5.600	0.00	5.833	0.00							
90	390	VELLA CLARK Tara	MLT	3.2	11.733	111	3.5	8.700	114	4.2	9.533	99	4.2	9.933	116	39.899		
				8.533	0.00	5.200	0.00	5.433	-0.10	6.133	-0.40							
91	319	CHARALAMPOUS Georgia	CYP	3.8	11.400	115	3.6	10.966	86	4.4	7.600	121	3.5	9.866	117	39.832		
				7.600	0.00	7.366	0.00	3.200	0.00	6.366	0.00							
92	385	PETROVA Marija	LAT	3.4	11.900	100	2.7	7.633	117	3.6	8.833	114	4.2	11.200	92	39.566		
				8.500	0.00	4.933	0.00	5.233	0.00	7.000	0.00							
93	320	DIMITRIOU Evangelina	CYP	3.4	11.866	102	2.1	7.233	118	4.6	8.766	115	4.3	11.666	73	39.531		
				8.466	0.00	5.133	0.00	4.166	0.00	7.366	0.00							
380	D'AMATO Asia	ITA	5.0	13.933	7	6.0	14.166	7	5.6	12.500	16	DNS			DNF			
				8.933	0.00	8.166	0.00	6.900	0.00									
402	GEMZA Anna	POL	DNS			4.6	11.466	71	4.1	10.000	89	4.0	9.700	118	DNF			
				0.00			6.866	0.00	5.900	0.00	6.000	-0.30						
328	JACOBSEN Sara	DEN	4.2	12.666	72	1.4	9.600	109	3.6	9.266	107	4.2	11.166	95	DNF			
				8.466	0.00	8.200	0.00	5.666	0.00	6.966	0.00							
417	KUNAVER Meta	SLO	3.8	11.833	107	3.9	9.666	108	3.7	9.133	111	3.7	10.500	111	DNF			
				8.133	-0.10	5.766	0.00	5.433	0.00	7.100	-0.30							

LEGEND	 Floor exercise	 Balance beam	 Uneven bars	 Vault
	E Execution	D Difficulty	Rk. Ranking	Pen Penalty



Results By Apparatus

⌘

Rank	Bib	Name	NOC	Vault	E	D	Penalty	Vault Score	Total
1	341	DEVILLARD Coline	FRA	1	8.966	5.4		14.366	13.866 Q
				2	9.166	4.2		13.366	
2	309	VAELEN Lisa	BEL	1	8.766	5.4		14.166	13.616 Q
				2	8.666	4.4		13.066	
3	380	D'AMATO Asia	ITA	1	8.933	5.0		13.933	13.416 Q
				2	8.700	4.2		12.900	
4	326	RASMUSSEN	DEN	1	8.700	5.0		13.700	13.366 Q
				2	8.633	4.4		13.033	
5	415	MANECA-VOINEA	ROU	1	8.700	5.0	-0.10	13.600	13.016 Q
				2	8.733	4.0	-0.30	12.433	
6	360	MESIRI Athanasia	GRE	1	8.733	4.2		12.933	12.866 Q
				2	8.800	4.0		12.800	
7	438	TARHAN Bilge	TUR	1	8.600	4.2		12.800	12.766 Q
				2	8.733	4.0		12.733	
8	436	BINER Ceren	TUR	1	8.833	4.2		13.033	12.749 Q
				2	8.666	3.8		12.466	
9	435	YILDIZ Bengisu	TUR	1	8.833	4.2		13.033	12.683
				2	8.533	3.8		12.333	
10	377	ANDREOLI Angela	ITA	1	8.733	4.6	-0.30	13.033	12.649 R1
				2	8.466	3.8		12.266	
11	329	JENSEN Natalie	DEN	1	8.533	4.2		12.733	12.566 R2
				2	8.600	3.8		12.400	
12	343	LAROUJ Djenna	FRA	1	8.666	3.8		12.466	12.499 R3
				2	8.733	3.8		12.533	
13	306	TEYMUROVA	AZE	1	8.666	4.0		12.666	12.299
				2	8.533	3.4		11.933	



Results By Apparatus

V

Rank	Bib	Name	NOC	Vault	E	D	Penalty	Vault Score	Total
14	420	SABIC Nina	SRB	1	8.766	3.6	-0.30	12.066	12.183
				2	8.500	3.8		12.300	
15	382	ANANJEVA	LAT	1	8.633	3.8	-0.30	12.133	11.983
				2	8.433	3.4		11.833	
16	383	JUREVICA Katrina	LAT	1	8.500	4.2		12.700	11.933
				2	7.566	3.6		11.166	
17	362	KOVACS Zsofia	HUN	1	9.166	5.0		14.166	7.083
				2		0.0		0.000	
	328	JACOBSEN Sara	DEN	1	8.466	4.2		12.666	DNF
				2				DNS	
	417	KUNAVER Meta	SLO	1	8.133	3.8	-0.10	11.833	DNF
				2				DNS	

NOTE The 8 highest ranked participants in the qualifying competition per apparatus will qualify for the apparatus finals. A maximum number of 2 participant(s) per National Federation are allowed in these finals. 3 reserve participant(s) will be nominated for each final.

LEGEND

V Vault

D Difficulty

E Execution



Results By Apparatus



Rank	Bib	Name	NOC code	E	D	Penalty	Total
1	378	D'AMATO Alice	ITA	8.300	6.2		14.500 Q
2	392	VISSER Naomi	NED	8.366	6.1		14.466 Q
3	352	SEITZ Elisabeth	GER	8.300	6.1		14.400 Q
4	348	DOWNIE Rebecca	GBR	8.066	6.3		14.366 Q
5	362	KOVACS Zsofia	HUN	8.066	6.2		14.266 Q
6	381	VILLA Giorgia	ITA	8.366	5.8		14.166 Q
7	380	D'AMATO Asia	ITA	8.166	6.0		14.166
8	364	SZEKELY Zoja	HUN	8.166	5.9		14.066 Q
9	309	VAELEN Lisa	BEL	8.200	5.8		14.000 Q
10	311	ENGHELS Fien	BEL	8.133	5.8		13.933 R1
10	346	FENTON Georgia-Mae	GBR	8.133	! 5.8		13.933 R1
12	349	GADIROVA Jessica	GBR	8.266	5.6		13.866
13	412	BARBOSU Ana	ROU	7.400	6.2		13.600 R3
14	393	THORSDOTTIR Eythora	NED	8.033	5.5		13.533
15	333	PEREZ Ana	ESP	8.100	5.3		13.400
16	431	WESTLUND Emelie	SWE	8.133	5.2		13.333
17	353	VOSS Sarah	GER	8.166	5.1		13.266
18	343	LAROUJ Djenna	FRA	7.700	5.5		13.200
19	433	PAULSSON Tonya	SWE	8.366	4.8		13.166
20	440	HUBAREVA Yelyzaveta	UKR	7.766	5.4		13.166
21	331	CASABUENA Laura	ESP	8.133	5.0		13.133
22	332	PETISCO Alba	ESP	7.900	5.2		13.100
23	394	VEERMAN Sanna	NED	7.000	6.1		13.100
24	396	VAN POL Vera	NED	8.166	4.9		13.066
25	310	VERKEST Jutta	BEL	8.200	4.8		13.000
26	334	LLACER SIRERA Maia	ESP	7.533	5.4		12.933
27	419	HRIBAR Lucija	SLO	8.033	4.8		12.833
28	337	TANSKANEN Kaia	FIN	7.700	5.1		12.800
29	414	GHIGOARTA Amalia	ROU	7.766	5.0		12.766



Results By Apparatus



Rank	Bib	Name	NOC code	E	D	Penalty	Total
29	354	MALEWSKI Emma Leonie	GER	7.766	5.0		12.766
31	345	MIELLE Silane	FRA	7.566	5.2		12.766
32	439	LASHCHEVSKA Anna	UKR	7.133	5.6		12.733
33	304	KICKINGER Selina	AUT	7.800	4.9		12.700
34	355	QUAAS Lea Marie	GER	7.700	5.0		12.700
35	413	COSMAN Lilia	ROU	7.366	5.3		12.666
36	301	FRYSAK Bianca	AUT	7.833	4.8		12.633
37	339	HAUTALA Ada	FIN	7.733	4.9		12.633
38	308	BRASSART Maellyse	BEL	7.233	5.4		12.633
39	313	MINTCHEVA Paloma	BUL	7.666	4.9		12.566
40	400	ERICHSEN Julie	NOR	7.566	5.0		12.566
40	426	MOKOSOVA Barbora	SVK	7.566	5.0		12.566
42	366	CZIFRA Bettina Lili	HUN	7.466	5.1		12.566
43	342	BOYER Marine	FRA	7.700	4.8		12.500
44	441	KRUPA Ilona	UKR	7.500	5.0		12.500
45	350	KINSELLA Alice	GBR	6.666	5.8		12.466
46	317	ZWICKER Christina	CRO	7.933	4.5		12.433
47	325	DRNCOVA Eliska	CZE	7.533	4.9		12.433
48	315	SULEKIC Sara	CRO	7.966	4.4		12.366
49	425	WU Anny	SUI	7.566	4.8		12.366
50	302	MOERZ Alissa	AUT	7.833	4.5		12.333
51	336	KUUSIKKO Maisa	FIN	6.900	5.4		12.300
52	379	ESPOSITO Manila	ITA	6.666	5.6		12.266
53	397	TRONRUD Maria	NOR	8.033	4.2		12.233
54	372	ADALSTEINSDOTTIR	ISL	7.933	4.3		12.233
55	418	TRTNIK Zala	SLO	7.833	4.4		12.233
56	322	PONIZILOVA Dominika	CZE	7.533	4.7		12.233
57	432	WESTLUND Nathalie	SWE	6.933	5.3		12.233
58	303	MOERZ Charlize	AUT	8.066	4.1		12.166



Results By Apparatus



Rank	Bib	Name	NOC code	E	D	Penalty	Total
59	323	VLKOVA Alice	CZE	7.600	4.5		12.100
60	437	TANRIYASUKUR Derin	TUR	7.066	5.0		12.066
61	408	MARTINS Filipa	POR	6.533	5.5		12.033
62	435	YILDIZ Bengisu	TUR	7.133	4.8		11.933
63	359	PAGONI Areti Paraskevi	GRE	7.566	4.3		11.866
64	367	SLEVIN Emma	IRL	7.133	4.7		11.833
65	424	EISENEGGER Martina	SUI	6.666	5.0		11.666
66	399	KANTER Mari	NOR	7.533	4.1		11.633
67	422	CEREGHETTI Caterina	SUI	6.533	5.1		11.633
68	321	ARTAMONOVA Sona	CZE	7.766	3.8		11.566
69	326	RASMUSSEN Camille	DEN	7.333	4.2		11.533
70	434	KAYISOGLU Sevgi	TUR	6.400	5.1		11.500
71	402	GEMZA Anna	POL	6.866	4.6		11.466
72	407	COSTA Mafalda	POR	7.233	4.2		11.433
73	374	KRISTINSDOTTIR Margret	ISL	7.266	4.1		11.366
74	436	BINER Ceren	TUR	6.533	4.8		11.333
75	330	BERGHOLT Cecilie	DEN	7.900	3.4		11.300
76	405	SKALSKA Kaja	POL	6.833	4.4		11.233
77	421	BICKEL Lena	SUI	6.533	4.7		11.233
77	375	RAZ Lihie	ISR	6.533	4.7		11.233
79	370	HEFFERNAN Jane	IRL	6.966	4.2		11.166
80	430	GRAVIN Elina	SWE	7.433	3.7		11.133
81	306	TEYMUROVA Nazanin	AZE	6.666	4.4		11.066
82	371	GUDMUNSDOTTIR Hildur	ISL	7.233	3.8		11.033
83	398	NEURAUTER Mali	NOR	6.833	4.2		11.033
84	361	MILLOUSI Vasiliki	GRE	6.433	4.6		11.033
85	403	GRYGIEL Magdalena	POL	6.900	4.1		11.000
86	319	CHARALAMPOUS Georgia	CYP	7.366	3.6		10.966
87	386	BIKINAITE Ula	LTU	7.300	3.5		10.800



Results By Apparatus



Rank	Bib	Name	NOC code	E	D	Penalty	Total
88	318	KUKULJAN FRLETA Nika	CRO	7.200	3.5		10.700
89	388	MORDENTI Celeste	LUX	6.166	4.5		10.666
90	415	MANECA-VOINEA Sabrina	ROU	5.933	4.7		10.633
91	344	OSYSSEK-REIMER Morgane	FRA	5.466	5.1		10.566
92	360	MESIRI Athanasia	GRE	6.400	4.1		10.500
93	368	HILTON Halle	IRL	6.100	4.4		10.500
94	391	DE FREITAS Joana	MON	6.866	3.5		10.366
95	358	TSIORI Magdalini	GRE	5.633	4.7		10.333
96	406	URBANSKA Brygida	POL	6.100	4.2		10.300
97	369	MOLLOY Kate	IRL	5.866	4.4		10.266
98	428	BALCOVA Adela	SVK	6.733	3.5		10.233
99	384	RATOBILSKA Valerija	LAT	6.633	3.6		10.233
100	312	STOIMENOVA Nikol	BUL	5.733	4.5		10.233
101	363	MAYER Greta	HUN	6.166	4.0		10.166
102	409	PARENTE Mariana	POR	5.466	4.7		10.166
103	382	ANANJEVA Anastasija	LAT	6.700	3.4		10.100
104	420	SABIC Nina	SRB	8.233	1.7		9.933
105	427	SURMANOVA Sara	SVK	5.433	4.4		9.833
106	329	JENSEN Natalie	DEN	5.933	3.8		9.733
107	383	JUREVICA Katrina	LAT	7.800	1.9		9.700
108	417	KUNAVER Meta	SLO	5.766	3.9		9.666
109	328	JACOBSEN Sara	DEN	8.200	1.4		9.600
110	351	GOBADZE Ani	GEO	6.266	3.2		9.466
111	411	MENEZES Maria	POR	4.966	4.5		9.466
112	373	SUTO Agnes	ISL	5.433	3.7		9.133
113	389	BORG Ella	MLT	5.400	3.3		8.700
114	390	VELLA CLARK Tara	MLT	5.200	3.5		8.700
115	376	TURISKI Andy	ISR	5.733	2.9		8.633
116	340	VAETTOE Olivia	FIN	4.833	3.1		7.933




Results By Apparatus



Rank	Bib	Name	NOC code	E	D	Penalty	Total
117	385	PETROVA Marija	LAT	4.933	2.7		7.633
118	320	DIMITRIOU Evangelina	CYP	5.133	2.1		7.233

NOTE The 8 highest ranked participants in the qualifying competition per apparatus will qualify for the apparatus finals. A maximum number of 2 participant(s) per National Federation are allowed in these finals. 3 reserve participant(s) will be nominated for each final. Exclamation sign (!) at Difficulty score informs that score was under inquiry.

LEGEND

 Uneven bars

D Difficulty

E Execution



Results By Apparatus



Rank	Bib	Name	NOC code	E	D	Penalty	Total
1	349	GADIROVA Jessica	GBR	7.800	5.8		13.600 Q
2	362	KOVACS Zsofia	HUN	7.833	5.7		13.533 Q
3	395	WEVERS Sanne	NED	7.533	5.9		13.433 Q
4	347	ACHAMPONG Ondine	GBR	7.666	5.7		13.366 Q
5	414	GHIGOARTA Amalia	ROU	7.833	5.3		13.133 Q
6	378	D'AMATO Alice	ITA	7.733	5.3		13.033 Q
7	311	ENGHELS Fien	BEL	7.633	5.2		12.833 Q
8	379	ESPOSITO Manila	ITA	7.233	5.6		12.833 Q
9	412	BARBOSU Ana	ROU	7.500	5.3		12.800 R1
10	344	OSYSSEK-REIMER Morgane	FRA	7.300	5.5		12.800 R2
11	392	VISSER Naomi	NED	7.766	5.0		12.766 R3
12	350	KINSELLA Alice	GBR	7.166	5.6		12.766
13	333	PEREZ Ana	ESP	7.633	5.1		12.733
14	363	MAYER Greta	HUN	7.166	5.4		12.566
15	433	PAULSSON Tonya	SWE	7.300	5.2		12.500
16	380	D'AMATO Asia	ITA	6.900	5.6		12.500
17	342	BOYER Marine	FRA	6.866	5.5		12.366
18	341	DEVILLARD Coline	FRA	7.233	5.1		12.333
19	346	FENTON Georgia-Mae	GBR	6.933	5.4		12.333
19	381	VILLA Giorgia	ITA	6.933	5.4		12.333
21	426	MOKOSOVA Barbora	SVK	7.800	4.4		12.200
22	321	ARTAMONOVA Sona	CZE	7.300	4.8		12.100
23	416	PREDA Andreea	ROU	7.200	4.9		12.100
23	337	TANSKANEN Kaia	FIN	7.200	4.9		12.100
25	418	TRTNIK Zala	SLO	7.166	4.9		12.066
26	434	KAYISOGLU Sevgi	TUR	7.333	4.7		12.033
27	360	MESIRI Athanasia	GRE	7.400	4.6		12.000
28	393	THORSDDOTTIR Eythora	NED	7.000	5.0		12.000
29	336	KUUSIKKO Maisa	FIN	7.366	4.6		11.966



Results By Apparatus



Rank	Bib	Name	NOC code	E	D	Penalty	Total
30	432	WESTLUND Nathalie	SWE	7.266	4.7		11.966
31	361	MILLOUSI Vasiliki	GRE	6.800	5.1		11.900
32	419	HRIBAR Lucija	SLO	7.400	4.4		11.800
33	301	FRYSAK Bianca	AUT	7.200	4.6		11.800
34	367	SLEVIN Emma	IRL	6.800	5.0		11.800
35	354	MALEWSKI Emma Leonie	GER	6.500	5.3		11.800
36	331	CASABUENA Laura	ESP	6.300	5.5		11.800
37	364	SZEKELY Zoja	HUN	6.966	4.8		11.766
38	431	WESTLUND Emelie	SWE	7.333	4.4		11.733
39	304	KICKINGER Selina	AUT	7.266	4.4		11.666
40	353	VOSS Sarah	GER	6.866	! 4.8		11.666
41	397	TRONRUD Maria	NOR	6.666	4.9		11.566
42	323	VLKOVA Alice	CZE	6.833	4.7		11.533
43	335	FONT Laia	ESP	6.733	4.8		11.533
44	422	CEREGHETTI Caterina	SUI	6.366	5.1		11.466
44	309	VAELEN Lisa	BEL	6.366	5.1		11.466
46	332	PETISCO Alba	ESP	5.966	5.5		11.466
47	437	TANRIYASUKUR Derin	TUR	7.100	4.4	-0.10	11.400
48	317	ZWICKER Christina	CRO	6.600	4.8		11.400
49	345	MIELLE Silane	FRA	6.500	4.9		11.400
50	438	TARHAN Bilge	TUR	6.633	4.7		11.333
51	312	STOIMENOVA Nikol	BUL	6.866	4.4		11.266
52	318	KUKULJAN FRLETA Nika	CRO	6.766	4.5		11.266
53	439	LASHCHEVSKA Anna	UKR	5.633	5.7	-0.10	11.233
54	369	MOLLOY Kate	IRL	6.700	4.5		11.200
55	368	HILTON Halle	IRL	6.300	4.9		11.200
56	326	RASMUSSEN Camille	DEN	6.666	4.5		11.166
57	372	ADALSTEINSDOTTIR	ISL	6.466	4.8	-0.10	11.166
58	308	BRASSART Maellyse	BEL	5.933	5.2		11.133



Results By Apparatus



Rank	Bib	Name	NOC code	E	D	Penalty	Total
59	355	QUAAS Lea Marie	GER	6.400	4.7		11.100
60	396	VAN POL Vera	NED	6.466	4.7	-0.10	11.066
61	316	ZELCIC Tina	CRO	6.433	4.6		11.033
62	388	MORDENTI Celeste	LUX	5.933	5.1		11.033
63	401	ROENBECK Marie	NOR	6.200	4.8		11.000
64	398	NEURAUTER Mali	NOR	6.166	4.8		10.966
65	427	SURMANOVA Sara	SVK	6.333	4.6		10.933
66	407	COSTA Mafalda	POR	6.033	4.9		10.933
67	303	MOERZ Charlize	AUT	6.300	4.6		10.900
68	324	TRNKOVA Lucie	CZE	6.266	4.6		10.866
69	384	RATOBILSKA Valerija	LAT	5.966	4.9		10.866
70	441	KRUPA Ilona	UKR	6.633	4.3	-0.10	10.833
71	406	URBANSKA Brygida	POL	6.433	4.4		10.833
72	382	ANANJEVA Anastasija	LAT	6.100	4.6		10.700
73	366	CZIFRA Bettina Lili	HUN	5.433	5.3	-0.10	10.633
74	440	HUBAREVA Yelyzaveta	UKR	5.633	4.9		10.533
75	358	TSIORI Magdalini	GRE	5.666	4.9	-0.10	10.466
76	428	BALCOVA Adela	SVK	6.133	4.3		10.433
77	373	SUTO Agnes	ISL	6.766	3.6		10.366
78	352	SEITZ Elisabeth	GER	5.600	4.7		10.300
79	415	MANECA-VOINEA Sabrina	ROU	5.300	5.1	-0.10	10.300
80	383	JUREVICA Katrina	LAT	5.666	4.6		10.266
81	425	WU Anny	SUI	5.733	4.5		10.233
82	340	VAETTOE Olivia	FIN	5.533	4.7		10.233
83	325	DRNCOVA Eliska	CZE	5.400	4.9	-0.10	10.200
84	300	BOHLE Leni	AUT	5.366	4.8		10.166
84	329	JENSEN Natalie	DEN	5.366	4.8		10.166
84	405	SKALSKA Kaja	POL	5.366	4.8		10.166
87	339	HAUTALA Ada	FIN	5.233	4.9		10.133



Results By Apparatus



Rank	Bib	Name	NOC code	E	D	Penalty	Total
88	374	KRISTINSDOTTIR Margret	ISL	6.000	4.0		10.000
89	402	GEMZA Anna	POL	5.900	4.1		10.000
90	421	BICKEL Lena	SUI	4.900	5.1		10.000
91	376	TURISKI Andy	ISR	5.600	4.3		9.900
92	310	VERKEST Jutta	BEL	5.766	4.1		9.866
93	370	HEFFERNAN Jane	IRL	5.433	4.4		9.833
94	399	KANTER Mari	NOR	5.133	4.7		9.833
95	330	BERGHOLT Cecilie	DEN	5.533	4.2		9.733
96	306	TEYMUROVA Nazanin	AZE	5.133	4.7	-0.10	9.733
97	424	EISENEGGER Martina	SUI	5.200	4.6	-0.10	9.700
98	375	RAZ Lihie	ISR	4.500	5.2		9.700
99	390	VELLA CLARK Tara	MLT	5.433	4.2	-0.10	9.533
100	429	STAAHL Maya	SWE	5.200	4.3		9.500
101	389	BORG Ella	MLT	5.033	4.4		9.433
102	403	GRYGIEL Magdalena	POL	5.300	4.1		9.400
103	408	MARTINS Filipa	POR	4.400	5.0		9.400
104	313	MINTCHEVA Paloma	BUL	5.133	4.3	-0.10	9.333
105	411	MENEZES Maria	POR	4.933	4.4		9.333
106	391	DE FREITAS Joana	MON	5.400	3.9		9.300
107	328	JACOBSEN Sara	DEN	5.666	3.6		9.266
107	420	SABIC Nina	SRB	5.666	3.6		9.266
109	409	PARENTE Mariana	POR	4.700	4.6	-0.10	9.200
110	315	SULEKIC Sara	CRO	4.966	4.3	-0.10	9.166
111	417	KUNAVER Meta	SLO	5.433	3.7		9.133
112	305	GAHRAMANOVA Samira	AZE	4.633	4.4		9.033
113	371	GUDMUNSDOTTIR Hildur	ISL	4.600	4.4	-0.10	8.900
114	385	PETROVA Marija	LAT	5.233	3.6		8.833
115	320	DIMITRIOU Evangelina	CYP	4.166	4.6		8.766
116	351	GOBADZE Ani	GEO	4.000	4.8	-0.10	8.700



Results By Apparatus



Rank	Bib	Name	NOC code	E	D	Penalty	Total
117	435	YILDIZ Bengisu	TUR	4.066	4.6		8.666
118	359	PAGONI Areti Paraskevi	GRE	3.900	4.7		8.600
119	442	SAVELIEVA Diana	UKR	3.800	4.3		8.100
120	386	BIKINAITE Ula	LTU	4.166	4.0	-0.10	8.066
121	319	CHARALAMPOUS Georgia	CYP	3.200	4.4		7.600

NOTE The 8 highest ranked participants in the qualifying competition per apparatus will qualify for the apparatus finals. A maximum number of 2 participant(s) per National Federation are allowed in these finals. 3 reserve participant(s) will be nominated for each final. Exclamation sign (!) at Difficulty score informs that score was under inquiry.

LEGEND

 Balance beam

D Difficulty

E Execution



Results By Apparatus



Rank	Bib	Name	NOC code	E	D	Penalty	Total
1	349	GADIROVA Jessica	GBR	8.100	5.8		13.900 Q
2	415	MANECA-VOINEA Sabrina	ROU	7.700	6.0		13.700 Q
3	392	VISSER Naomi	NED	7.866	5.8		13.666 Q
4	350	KINSELLA Alice	GBR	7.966	5.5		13.466 Q
5	378	D'AMATO Alice	ITA	7.966	5.4		13.366 Q
6	362	KOVACS Zsofia	HUN	7.566	5.7		13.266 Q
7	412	BARBOSU Ana	ROU	7.733	5.5		13.233 Q
8	347	ACHAMPONG Ondine	GBR	7.866	5.3		13.166
9	331	CASABUENA Laura	ESP	7.900	5.2		13.100 Q
10	421	BICKEL Lena	SUI	7.733	5.3		13.033 R1
11	377	ANDREOLI Angela	ITA	7.500	5.5		13.000 R2
12	346	FENTON Georgia-Mae	GBR	7.800	5.1		12.900
13	343	LAROUJ Djenna	FRA	7.866	5.0		12.866 R3
14	309	VAELEN Lisa	BEL	7.566	5.3		12.866
15	307	O'DRISCOLL Aberdeen	BEL	7.833	5.0		12.833
16	396	VAN POL Vera	NED	7.833	5.0	-0.10	12.733
17	342	BOYER Marine	FRA	7.833	4.9		12.733
18	332	PETISCO Alba	ESP	7.533	5.2		12.733
19	408	MARTINS Filipa	POR	7.900	4.8		12.700
20	337	TANSKANEN Kaia	FIN	7.600	5.1		12.700
21	397	TRONRUD Maria	NOR	7.766	4.9		12.666
22	344	OSYSSEK-REIMER Morgane	FRA	7.733	5.2	-0.30	12.633
23	393	THORSODOTTIR Eythora	NED	7.700	4.9		12.600
24	356	KOENIG Anna Lena	GER	7.566	5.0		12.566
25	313	MINTCHEVA Paloma	BUL	7.466	5.1		12.566
26	379	ESPOSITO Manila	ITA	7.266	5.4	-0.10	12.566
27	354	MALEWSKI Emma Leonie	GER	7.833	4.7		12.533
28	303	MOERZ Charlize	AUT	7.333	5.2		12.533
29	345	MIELLE Silane	FRA	7.633	5.1	-0.30	12.433



Results By Apparatus



Rank	Bib	Name	NOC code	E	D	Penalty	Total
30	414	GHIGOARTA Amalia	ROU	7.600	5.1	-0.30	12.400
31	323	VLKOVA Alice	CZE	7.400	5.0		12.400
32	336	KUUSIKKO Maisa	FIN	7.266	5.2	-0.10	12.366
33	310	VERKEST Jutta	BEL	7.700	4.6		12.300
34	367	SLEVIN Emma	IRL	7.633	4.6		12.233
34	364	SZEKELY Zoja	HUN	7.633	4.6		12.233
36	432	WESTLUND Nathalie	SWE	8.000	4.2		12.200
37	371	GUDMUNSDOTTIR Hildur	ISL	7.900	4.3		12.200
38	422	CEREGHETTI Caterina	SUI	7.400	4.8		12.200
39	339	HAUTALA Ada	FIN	7.466	4.7		12.166
40	333	PEREZ Ana	ESP	7.366	4.8		12.166
41	426	MOKOSOVA Barbora	SVK	7.833	4.5	-0.20	12.133
42	394	VEERMAN Sanna	NED	7.733	4.4		12.133
43	366	CZIFRA Bettina Lili	HUN	7.133	5.0		12.133
44	374	KRISTINSDOTTIR Margret	ISL	7.800	4.3		12.100
45	355	QUAAS Lea Marie	GER	7.300	4.9	-0.10	12.100
46	375	RAZ Lihie	ISR	7.200	5.0	-0.10	12.100
47	308	BRASSART Maellyse	BEL	7.200	4.9		12.100
48	439	LASHCHEVSKA Anna	UKR	7.166	4.9		12.066
49	360	MESIRI Athanasia	GRE	7.433	4.6		12.033
50	335	FONT Laia	ESP	7.333	5.0	-0.30	12.033
51	436	BINER Ceren	TUR	7.333	4.7		12.033
52	398	NEURAUTER Mali	NOR	7.566	4.4		11.966
53	325	DRNCOVA Eliska	CZE	7.466	4.5		11.966
54	407	COSTA Mafalda	POR	7.366	4.6		11.966
54	425	WU Anny	SUI	7.366	4.6		11.966
56	399	KANTER Mari	NOR	7.533	4.4		11.933
57	384	RATOBILSKA Valerija	LAT	7.333	4.6		11.933
58	434	KAYISOGLU Sevgi	TUR	7.033	5.0	-0.10	11.933



Results By Apparatus



Rank	Bib	Name	NOC code	E	D	Penalty	Total
59	326	RASMUSSEN Camille	DEN	7.200	4.7		11.900
60	431	WESTLUND Emelie	SWE	7.766	4.1		11.866
61	301	FRYSAK Bianca	AUT	7.566	4.3		11.866
62	368	HILTON Halle	IRL	7.266	4.6		11.866
63	437	TANRIYASUKUR Derin	TUR	7.166	4.9	-0.20	11.866
64	382	ANANJEVA Anastasija	LAT	7.500	4.3		11.800
65	302	MOERZ Alissa	AUT	7.566	4.2		11.766
66	340	VAETTOE Olivia	FIN	7.066	5.0	-0.30	11.766
67	357	KIOSI Christina	GRE	7.066	4.7		11.766
68	304	KICKINGER Selina	AUT	7.333	4.4		11.733
69	441	KRUPA Ilona	UKR	6.833	4.9		11.733
70	429	STAAHL Maya	SWE	7.500	4.2		11.700
71	359	PAGONI Areti Paraskevi	GRE	7.400	4.3		11.700
72	370	HEFFERNAN Jane	IRL	7.200	4.8	-0.30	11.700
73	320	DIMITRIOU Evangelina	CYP	7.366	4.3		11.666
74	315	SULEKIC Sara	CRO	7.333	4.3		11.633
75	423	SIEGENTHALER Stefanie	SUI	7.233	4.4		11.633
76	442	SAVELIEVA Diana	UKR	7.133	4.5		11.633
77	435	YILDIZ Bengisu	TUR	7.100	4.6	-0.10	11.600
78	372	ADALSTEINSDOTTIR	ISL	7.066	4.5		11.566
79	427	SURMANOVA Sara	SVK	7.400	4.1		11.500
80	416	PREDA Andreea	ROU	6.800	4.7		11.500
81	411	MENEZES Maria	POR	7.033	4.5	-0.10	11.433
82	433	PAULSSON Tonya	SWE	7.700	4.3	-0.60	11.400
83	391	DE FREITAS Joana	MON	7.300	4.1		11.400
84	329	JENSEN Natalie	DEN	7.100	4.4	-0.10	11.400
85	353	VOSS Sarah	GER	6.900	4.8	-0.30	11.400
86	324	TRNKOVA Lucie	CZE	7.033	4.3		11.333
87	406	URBANSKA Brygida	POL	7.100	4.4	-0.20	11.300



Results By Apparatus



Rank	Bib	Name	NOC code	E	D	Penalty	Total
88	405	SKALSKA Kaja	POL	7.166	4.1		11.266
89	418	TRTNIK Zala	SLO	6.566	5.0	-0.30	11.266
90	321	ARTAMONOVA Sona	CZE	6.933	4.6	-0.30	11.233
91	373	SUTO Agnes	ISL	7.300	3.9		11.200
92	385	PETROVA Marija	LAT	7.000	4.2		11.200
93	403	GRYGIEL Magdalena	POL	7.066	4.1		11.166
94	389	BORG Ella	MLT	6.966	4.3	-0.10	11.166
95	328	JACOBSEN Sara	DEN	6.966	4.2		11.166
96	306	TEYMUROVA Nazanin	AZE	6.566	4.6		11.166
97	401	ROENBECK Marie	NOR	6.800	4.5	-0.20	11.100
98	388	MORDENTI Celeste	LUX	6.766	4.3	-0.10	10.966
99	363	MAYER Greta	HUN	6.266	5.0	-0.30	10.966
100	312	STOIMENOVA Nikol	BUL	7.033	3.9		10.933
101	351	GOBADZE Ani	GEO	6.933	4.0		10.933
102	383	JUREVICA Katrina	LAT	6.700	4.2		10.900
103	358	TSIORI Magdalini	GRE	7.066	4.0	-0.30	10.766
104	419	HRIBAR Lucija	SLO	6.666	4.4	-0.30	10.766
105	369	MOLLOY Kate	IRL	6.800	3.9		10.700
106	428	BALCOVA Adela	SVK	6.266	4.4		10.666
107	317	ZWICKER Christina	CRO	6.533	4.4	-0.30	10.633
108	409	PARENTE Mariana	POR	6.566	4.3	-0.30	10.566
109	330	BERGHOLT Cecilie	DEN	6.266	4.3		10.566
110	420	SABIC Nina	SRB	6.333	4.2		10.533
111	417	KUNAVER Meta	SLO	7.100	3.7	-0.30	10.500
112	376	TURISKI Andy	ISR	5.833	4.6		10.433
113	305	GAHRAMANOVA Samira	AZE	6.400	4.0		10.400
114	386	BIKINAITE Ula	LTU	6.533	3.6		10.133
115	314	ERCEGOVIC Antea	CRO	7.366	3.2	-0.60	9.966
116	390	VELLA CLARK Tara	MLT	6.133	4.2	-0.40	9.933




Results By Apparatus



Rank	Bib	Name	NOC code	E	D	Penalty	Total
117	319	CHARALAMPOUS Georgia	CYP	6.366	3.5		9.866
118	402	GEMZA Anna	POL	6.000	4.0	-0.30	9.700
119	318	KUKULJAN FRLETA Nika	CRO	4.866	4.5	-0.60	8.766
	380	D'AMATO Asia	ITA	0.000			DNS

NOTE The 8 highest ranked participants in the qualifying competition per apparatus will qualify for the apparatus finals. A maximum number of 2 participant(s) per National Federation are allowed in these finals. 3 reserve participant(s) will be nominated for each final.

LEGEND





 Floor exercise

D Difficulty

E Execution







All-Around Results

Rank	BIB	Name	NOC Code													Total		
				D	Total	Rk.	D	Total	Rk.	D	Total	Rk.	D	Total	Rk.			
				E	Pen.		E	Pen.		E	Pen.		E	Pen.				
1	349	GADIROVA Jessica	GBR	5.0	14.100	2	! 5.7	13.466	7	5.7	13.533	2	5.8	13.933	1	55.032		
				9.100	0.00	7.766	0.00	7.833	0.00	8.133	0.00							
2	362	KOVACS Zsofia	HUN	5.0	14.100	2	6.2	13.700	5	5.9	13.833	1	5.7	13.266	2	54.899		
				9.100	0.00	7.500	0.00	7.933	0.00	7.566	0.00							
3	378	D'AMATO Alice	ITA	5.0	14.000	4	6.1	14.400	1	5.4	13.000	6	5.4	13.100	5	54.500		
				9.000	0.00	8.300	0.00	7.600	0.00	7.700	0.00							
4	309	VAELEN Lisa	BEL	5.4	14.333	1	5.8	13.700	4	5.1	12.933	7	5.3	13.133	4	54.099		
				8.933	0.00	7.900	0.00	7.833	0.00	7.833	0.00							
5	308	BRASSART Maellyse	BEL	4.2	13.333	9	5.6	13.666	6	5.6	13.400	3	4.9	12.466	12	52.865		
				9.133	0.00	8.066	0.00	7.800	0.00	7.566	0.00							
6	393	THORSOTTIR Eythora	NED	5.0	13.933	5	5.5	13.200	10	4.9	12.900	9	! 5.1	12.700	7	52.733		
				8.933	0.00	7.700	0.00	8.000	0.00	7.600	0.00							
7	392	VISSER Naomi	NED	4.2	13.266	10	5.9	14.033	2	5.2	12.100	17	5.6	13.200	3	52.599		
				9.066	0.00	8.133	0.00	6.900	0.00	7.600	0.00							
8	346	FENTON Georgia-Mae	GBR	4.6	12.066	24	! 5.8	13.800	3	5.3	13.100	4	4.9	12.633	9	51.599		
				7.766	-0.30	8.000	0.00	7.800	0.00	7.733	0.00							
9	412	BARBOSU Ana	ROU	4.6	13.400	8	6.0	13.133	11	5.8	12.933	8	5.3	12.033	19	51.499		
				8.800	0.00	7.133	0.00	7.133	0.00	6.733	0.00							
10	331	CASABUENA Laura	ESP	4.2	13.233	12	5.0	12.900	14	5.5	12.300	15	5.2	12.700	8	51.133		
				9.033	0.00	7.900	0.00	6.800	0.00	7.500	0.00							
11	332	PETISCO Alba	ESP	4.2	13.166	15	5.2	12.933	13	5.5	12.500	13	5.2	12.500	11	51.099		
				8.966	0.00	7.733	0.00	7.000	0.00	7.300	0.00							







All-Around Results


Rank	BIB	Name	NOC Code													Total		
				D	Total	Rk.	D	Total	Rk.	D	Total	Rk.	D	Total	Rk.			
				E	Pen.		E	Pen.		E	Pen.		E	Pen.				
12	379	ESPOSITO Manila	ITA	4.6	13.600	6	5.5	12.500	17	5.7	13.033	5	5.4	11.800	22	50.933		
				9.000	0.00	7.000	0.00	7.333	0.00	6.700	-0.30							
13	344	OSYSSEK-REIMER Morgane	FRA	4.2	13.200	13	5.3	12.800	15	5.3	12.633	11	5.2	12.300	14	50.933		
				9.000	0.00	7.500	0.00	7.333	0.00	7.400	-0.30							
14	433	PAULSSON Tonya	SWE	4.2	13.266	10	4.8	12.933	12	5.2	12.433	14	4.4	12.166	18	50.798		
				9.066	0.00	8.133	0.00	7.233	0.00	7.866	-0.10							
15	336	KUUSIKKO Maisa	FIN	4.2	13.100	17	6.0	13.266	9	4.7	12.100	16	5.2	12.300	15	50.766		
				8.900	0.00	7.266	0.00	7.400	0.00	7.300	-0.20							
16	353	VOSS Sarah	GER	4.2	13.500	7	5.3	12.000	21	5.2	11.966	19	5.0	12.466	13	49.932		
				9.300	0.00	6.700	0.00	6.766	0.00	7.466	0.00							
17	364	SZEKELY Zoja	HUN	4.2	13.000	19	5.9	13.433	8	4.8	10.666	21	4.6	12.233	16	49.332		
				8.800	0.00	7.533	0.00	5.866	0.00	7.633	0.00							
18	304	KICKINGER Selina	AUT	4.2	13.166	15	4.9	12.366	18	4.6	12.066	18	4.4	11.633	23	49.231		
				8.966	0.00	7.466	0.00	7.466	0.00	7.233	0.00							
19	414	GHIGOARTA Amalia	ROU	4.2	13.000	19	3.4	9.266	24	5.4	12.900	10	5.1	12.733	6	47.899		
				8.800	0.00	5.866	0.00	7.500	0.00	7.633	0.00							
20	431	WESTLUND Emelie	SWE	4.2	12.766	21	5.2	12.733	16	4.4	10.233	23	4.3	11.966	20	47.698		
				8.566	0.00	7.533	0.00	5.833	0.00	7.666	0.00							
21	301	FRYSAK Bianca	AUT	4.2	12.633	23	4.8	12.033	20	4.6	10.600	22	4.3	11.866	21	47.132		
				8.433	0.00	7.233	0.00	6.000	0.00	7.566	0.00							
22	397	TRONRUD Maria	NOR	4.2	12.733	22	4.5	12.100	19	5.3	12.566	12	4.4	9.666	24	47.065		
				8.633	-0.10	7.600	0.00	7.266	0.00	5.566	-0.30							





All-Around Results

Rank	BIB	Name	NOC Code													Total
				D	Total Pen.	Rk.	D	Total Pen.	Rk.	D	Total Pen.	Rk.	D	Total Pen.	Rk.	
23	337	TANSKANEN Kaia	FIN	4.4	13.200	14	4.8	10.500	23	4.9	10.766	20	5.1	12.500	10	46.966
				8.800	0.00		5.700	0.00		5.866	0.00		7.400	0.00		
24	323	VLKOVA Alice	CZE	4.4	13.100	18	4.5	11.566	22	4.8	9.433	24	5.0	12.233	17	46.332
				8.700	0.00		7.066	0.00		4.633	0.00		7.233	0.00		

LEGEND

 Floor exercise

 Balance beam

 Uneven bars

 Vault

E Execution

D Difficulty

Rk. Ranking

Pen Penalty



Results By Apparatus

⌚

Rank	Bib	Name	NOC	Vault	E	D	Penalty	Vault Score	Total
1	341	DEVILLARD Coline	FRA	1	8.900	5.4		14.300	13.800
				2	9.100	4.2		13.300	
2	380	D'AMATO Asia	ITA	1	9.000	5.0		14.000	13.600
				2	8.700	4.8	-0.30	13.200	
3	309	VAELEN Lisa	BEL	1	8.733	5.4	-0.10	14.033	13.583
				2	8.733	4.4		13.133	
4	415	MANECA-VOINEA	ROU	1	8.800	5.0		13.800	13.083
				2	8.666	3.8	-0.10	12.366	
5	438	TARHAN Bilge	TUR	1	8.800	4.2		13.000	12.816
				2	8.633	4.0		12.633	
6	436	BINER Ceren	TUR	1	8.866	4.2		13.066	12.766
				2	8.666	3.8		12.466	
7	360	MESIRI Athanasia	GRE	1	8.600	4.2		12.800	12.750
				2	8.700	4.0		12.700	
8	326	RASMUSSEN	DEN	1	8.533	3.0		11.533	12.249
				2	8.566	4.4		12.966	

NOTE

LEGEND

⌚ Vault

D Difficulty

E Execution




Results By Apparatus



Rank	Bib	Name	NOC code	E	D	Penalty	Total
1	378	D'AMATO Alice	ITA	8.266	6.2		14.466
2	348	DOWNIE Rebecca	GBR	7.933	6.3		14.233
3	352	SEITZ Elisabeth	GER	8.100	6.1		14.200
4	381	VILLA Giorgia	ITA	8.266	5.8		14.066
5	362	KOVACS Zsofia	HUN	7.733	6.2		13.933
6	364	SZEKELY Zoja	HUN	7.933	5.9		13.833
7	309	VAELEN Lisa	BEL	7.933	5.8		13.733
8	392	VISSER Naomi	NED	6.100	5.7		11.800

LEGEND

 Uneven bars

D Difficulty

E Execution




Results By Apparatus



Rank	Bib	Name	NOC code	E	D	Penalty	Total
1	395	WEVERS Sanne	NED	8.000	5.8		13.800
2	379	ESPOSITO Manila	ITA	8.000	5.7		13.700
3	362	KOVACS Zsofia	HUN	7.800	! 5.9		13.700
4	347	ACHAMPONG Ondine	GBR	7.633	5.9		13.533
5	378	D'AMATO Alice	ITA	7.800	5.5		13.300
6	414	GHIGOARTA Amalia	ROU	7.900	! 5.0		12.900
7	349	GADIROVA Jessica	GBR	6.766	5.4		12.166
8	311	ENGHELS Fien	BEL	6.733	5.0	-0.30	11.433

NOTE Exclamation sign (!) at Difficulty score informs that score was under inquiry.

LEGEND

 Balance beam

D Difficulty

E Execution




Results By Apparatus



Rank	Bib	Name	NOC code	E	D	Penalty	Total
1	349	GADIROVA Jessica	GBR	8.200	5.8		14.000
2	350	KINSELLA Alice	GBR	8.066	5.6		13.666
3	415	MANECA-VOINEA Sabrina	ROU	7.666	5.9		13.566
4	392	VISSER Naomi	NED	7.666	5.8		13.466
5	378	D'AMATO Alice	ITA	8.033	5.4		13.433
6	331	CASABUENA Laura	ESP	7.833	5.2		13.033
7	412	BARBOSU Ana	ROU	7.300	5.5		12.800
8	362	KOVACS Zsofia	HUN	7.333	5.7	-0.30	12.733

LEGEND

 Floor exercise

D Difficulty

E Execution