











Team Results

Rank	Name	NOC Code									SJ Pen	Total			
			D	Total Rk.	D	Total Rk.	D	Total Rk.	D	Total Rk.			E	Pen.	E
1	Great Britain	GBR	41.999		42.165		39.732		40.532			164.428			
	FENTON Georgia-Mae				5.8	13.933	10					13.933			
	ACHAMPONG Ondine		5.0	13.966	6			5.7	13.366	4	5.3	13.166	40.498		
	DOWNIE Rebecca				6.3	14.366	4					14.366			
	GADIROVA Jessica		5.0	14.200	2	5.6	13.866	12	5.8	13.600	1	5.8	13.900	55.566	
	KINSELLA Alice		5.0	13.833	9			5.6	12.766	12	5.5	13.466	40.065		
2	Italy	ITA	41.499		42.832		38.366		38.932			161.629			
	ANDREOLI Angela								5.5	13.000	11	13.000			
	D'AMATO Alice		5.0	14.000	5	6.2	14.500	1	5.3	13.033	6	5.4	13.366	54.899	
	ESPOSITO Manila		4.6	13.566	14			5.6	12.833	8	5.4	12.566	38.965		
	D'AMATO Asia		5.0	13.933	7	6.0	14.166	7	5.6	12.500	16		40.599		
	VILLA Giorgia				5.8	14.166	6					14.166			







Team Results

Rank	Name	NOC Code									SJ Pen	Total
			D E	Total Rk. Pen.	D E	Total Rk. Pen.	D E	Total Rk. Pen.	D E	Total Rk. Pen.		
3	Netherlands	NED	40.599		41.099		38.199		38.999			158.896
	VISSER Naomi		4.2 9.033	13.133 0.100	31	6.1 8.366	14.466 2	5.0 7.766	12.766 11	5.8 7.866	13.666 3	54.031
	THORSODOTTIR Eythora		5.0 8.866	13.866 8	5.5 8.033	13.533 14	5.0 7.000	12.000 28	4.9 7.700	12.600 23		51.999
	VEERMAN Sanna				6.1 7.000	13.100 23						13.100
	WEVERS Sanne						5.9 7.533	13.433 3				13.433
	VAN POL Vera		4.6 9.000	13.600 12					5.0 7.833	12.733 0.100	16	26.333
4	Hungary	HUN	40.232		40.898		37.865		37.632			156.627
	KOVACS Zsofia		5.0 9.166	14.166 3	6.2 8.066	14.266 5	5.7 7.833	13.533 2	5.7 7.566	13.266 6		55.231
	MAYER Greta		4.4 8.800	13.200 25			5.4 7.166	12.566 14				25.766
	SZEKELY Zoja		4.2 8.666	12.866 56	5.9 8.166	14.066 8	4.8 6.966	11.766 37	4.6 7.633	12.233 34		50.931
	CZIFRA Bettina Lili				5.1 7.466	12.566 42			5.0 7.133	12.133 43		24.699







Team Results

Rank	Name	NOC Code									SJ Pen	Total			
			D	Total Rk.	D	Total Rk.	D	Total Rk.	D	Total Rk.			E	Pen.	E
5	Romania	ROU	39.899		39.032		38.033		39.333			156.297			
	BARBOSU Ana				6.2	13.600	13	5.3	12.800	9	5.5	13.233	7	39.633	
					7.400			7.500			7.733				
	COSMAN Lilia		4.6	13.166	30	5.3	12.666	35							25.832
			8.666	0.100		7.366									
	GHIGOARTA Amalia		4.2	13.133	32	5.0	12.766	29	5.3	13.133	5	5.1	12.400	30	51.432
			8.933			7.766			7.833			7.600	0.300		
	MANECA-VOINEA Sabrina		5.0	13.600	13							6.0	13.700	2	27.300
			8.700	0.100								7.700			
	PREDA Andreea								4.9	12.100	23				12.100
									7.200						
6	France	FRA	41.099		38.466		37.499		38.232			155.296			
	DEVILLARD Coline		5.4	14.366	1				5.1	12.333	18				26.699
			8.966						7.233						
	BOYER Marine		4.2	13.333	18	4.8	12.500	43	5.5	12.366	17	4.9	12.733	17	50.932
			9.133			7.700			6.866			7.833			
	LAROUJ Djenna					5.5	13.200	18				5.0	12.866	13	26.066
						7.700						7.866			
	OSYSSEK-REIMER Morgane		4.2	13.400	15				5.5	12.800	10	5.2	12.633	22	38.833
			9.200						7.300			7.733	0.300		
	MIELLE Silane					5.2	12.766	31							12.766
						7.566									







Team Results

Rank	Name	NOC Code									SJ Pen	Total
			D	Total Rk.	D	Total Rk.	D	Total Rk.	D	Total Rk.		
			E	Pen.	E	Pen.	E	Pen.	E	Pen.		
7	Belgium	BEL	40.632		40.933		35.432		37.999			154.996
	O'DRISCOLL Aberdeen		4.2	13.133 32					5.0	12.833 15		25.966
			8.933						7.833			
	BRASSART Maellyse		4.2	13.333 18			5.2	11.133 58				24.466
			9.133				5.933					
	VAELEN Lisa		5.4	14.166 4	5.8	14.000 9	5.1	11.466 44	5.3	12.866 14		52.498
			8.766		8.200		6.366		7.566			
	VERKEST Jutta				4.8	13.000 25			4.6	12.300 33		25.300
					8.200				7.700			
	ENGHELS Fien				5.8	13.933 10	5.2	12.833 7				26.766
					8.133		7.633					
8	Spain	ESP	39.399		39.633		36.066		37.999			153.097
	CASABUENA Laura		4.2	13.166 27	5.0	13.133 21	5.5	11.800 36	5.2	13.100 9		51.199
			8.966		8.133		6.300		7.900			
	PETISCO Alba		4.2	13.033 38	5.2	13.100 22			5.2	12.733 18		38.866
			8.833		7.900				7.533			
	PEREZ Ana				5.3	13.400 15	5.1	12.733 13	4.8	12.166 40		38.299
					8.100		7.633		7.366			
	LLACER SIRERA Maia											0.000
	FONT Laia		4.2	13.200 24			4.8	11.533 43				24.733
			9.000				6.733					







Team Results

Rank	Name	NOC Code									SJ Pen	Total
			D	Total Rk.	D	Total Rk.	D	Total Rk.	D	Total Rk.		
9	Germany	GER	39.899		40.432		34.566		37.199			152.096
	SEITZ Elisabeth		4.2	13.333	18	6.1	14.400	3				27.733
	VOSS Sarah		9.133			8.300						
	MALEWSKI Emma Leonie		4.2	13.400	15	5.1	13.266	17	4.8	11.666	40	38.332
	QUAAS Lea Marie		9.200			8.166			6.866			
	KOENIG Anna Lena					5.0	12.766	29	5.3	11.800	35	37.099
						7.766			6.500	7.833		
									4.7	11.100	59	23.200
									4.9	12.100	45	
									6.400	7.300	0.100	
			4.4	13.166	29				5.0	12.566	24	25.732
			8.766						7.566			
10	Sweden	SWE	39.233		38.732		36.199		35.766			149.930
	STAAHL Maya								4.2	11.700	70	11.700
	GRAVIN Elina								7.500			
	WESTLUND Emelie		4.2	12.900	53	5.2	13.333	16	4.4	11.733	38	49.832
	WESTLUND Nathalie		8.700			8.133			7.333	7.766		
	PAULSSON Tonya		4.2	13.033	38	5.3	12.233	57	4.7	11.966	30	49.432
			8.833			6.933			7.266	8.000		
			4.2	13.300	21	4.8	13.166	19	5.2	12.500	15	38.966
			9.100			8.366			7.300			







Team Results

Rank	Name	NOC Code									SJ Pen	Total
			D	Total Rk.	D	Total Rk.	D	Total Rk.	D	Total Rk.		
			E	Pen.	E	Pen.	E	Pen.	E	Pen.		
11	Finland	FIN	38.966		37.733		34.299		37.232			148.230
	KUUSIKKO Maisa		4.2	13.100 34	5.4	12.300 51	4.6	11.966 29	5.2	12.366 32		49.732
	TANSKANEN Kaia		8.900		6.900		7.366		7.266	0.100		
	HAUTALA Ada		4.4	13.033 44	5.1	12.800 28	4.9	12.100 23	5.1	12.700 20		50.633
	VAETTOE Olivia		8.633		7.700		7.200		7.600			
			4.2	12.833 58	4.9	12.633 37			4.7	12.166 39		37.632
			8.633		7.733				7.466			
							4.7	10.233 82				10.233
							5.533					
12	Austria	AUT	39.300		37.666		34.366		36.165			147.497
	BOHLE Leni		4.2	13.000 45								13.000
	FRYSAK Bianca		8.900	0.100			4.8	12.633 36	4.6	11.800 33	4.3	11.866 61
	MOERZ Alissa				7.833		7.200		7.566			36.299
	MOERZ Charlize				4.5	12.333 50			4.2	11.766 65		24.099
	KICKINGER Selina				7.833				7.566			
			4.4	13.000 49			4.6	10.900 67	5.2	12.533 28		36.433
			8.600				6.300		7.333			
			4.2	13.300 21	4.9	12.700 33	4.4	11.666 39				37.666
			9.100		7.800		7.266					







Team Results

Rank	Name	NOC Code									SJ Pen	Total		
			D	Total Rk.	D	Total Rk.	D	Total Rk.	D	Total Rk.			E Pen.	E Pen.
13	Czech Republic	CZE	38.566		36.766		34.499		35.699			145.530		
	ARTAMONOVA Sona		3.6	12.300	80			4.8	12.100	22		24.400		
			8.700					7.300						
	PONIZILOVA Dominika		4.4	13.066	37	4.7	12.233	56				25.299		
			8.666			7.533								
	VLKOVA Alice		4.4	13.200	25	4.5	12.100	59	4.7	11.533	42	5.0	12.400	31
			8.800			7.600			6.833			7.400		
	TRNKOVA Lucie								4.6	10.866	68	4.3	11.333	86
									6.266			7.033		
	DRNCOVA Eliska					4.9	12.433	47				4.5	11.966	53
						7.533						7.466		
14	Türkiye	TUR	38.866		35.499		34.766		35.832			144.963		
	KAYISOGLU Sevgi					5.1	11.500	70	4.7	12.033	26	5.0	11.933	58
						6.400			7.333			7.033	0.100	
	YILDIZ Bengisu		4.2	13.033	38	4.8	11.933	62						
			8.833			7.133								
	BINER Ceren		4.2	13.033	38							4.7	12.033	51
			8.833									7.333		
	TANRIYASUKUR Derin					5.0	12.066	60	4.4	11.400	47	4.9	11.866	63
						7.066			7.100	0.100		7.166	0.200	
	TARHAN Bilge		4.2	12.800	60				4.7	11.333	50			
			8.600						6.633					







Team Results

Rank	Name	NOC Code									SJ Pen	Total
			D	Total Rk.	D	Total Rk.	D	Total Rk.	D	Total Rk.		
15	Norway	NOR	37.533		36.432		33.532		36.565			144.062
	TRONRUD Maria		4.2	12.833 57	4.2	12.233 53	4.9	11.566 41	4.9	12.666 21		49.298
			8.733	0.100	8.033		6.666		7.766			
	NEURAUTER Mali						4.8	10.966 64	4.4	11.966 52		22.932
							6.166		7.566			
	KANTER Mari		3.6	12.200 85	4.1	11.633 66			4.4	11.933 56		35.766
			8.600		7.533				7.533			
	ERICHSEN Julie				5.0	12.566 40						12.566
					7.566							
	ROENBECK Marie		3.8	12.500 76			4.8	11.000 63				23.500
			8.700				6.200					
16	Ukraine	UKR	37.599		38.399		32.599		35.432			144.029
	LASHCHEVSKA Anna		4.2	12.733 65	5.6	12.733 32	5.7	11.233 53	4.9	12.066 48		48.765
			8.533		7.133		5.633	0.100	7.166			
	HUBAREVA Yelyzaveta		4.2	12.733 65	5.4	13.166 20	4.9	10.533 74				36.432
			8.533		7.766		5.633					
	KRUPA Ilona		3.8	12.133 94	5.0	12.500 44	4.3	10.833 70	4.9	11.733 69		47.199
			8.433	0.100	7.500		6.633	0.100	6.833			
	SAVELIEVA Diana								4.5	11.633 76		11.633
									7.133			







Team Results

Rank	Name	NOC Code									SJ Pen	Total			
			D	Total Rk.	D	Total Rk.	D	Total Rk.	D	Total Rk.			E	Pen.	E
17	Switzerland	SUI	39.232		35.665		31.699		37.199			143.795			
	BICKEL Lena		4.2	13.366	17			5.1	10.000	90	5.3	13.033	10	36.399	
			9.166					4.900			7.733				
	CEREGHETTI Caterina		4.2	12.866	55	5.1	11.633	67	5.1	11.466	44	4.8	12.200	38	48.165
			8.766	0.100		6.533			6.366			7.400			
	SIEGENTHALER Stefanie													0.000	
	EISENEGGER Martina					5.0	11.666	65							11.666
						6.666									
	WU Anny		4.2	13.000	46	4.8	12.366	49	4.5	10.233	81	4.6	11.966	54	47.565
			8.800			7.566			5.733			7.366			
18	Ireland	IRL	38.400		33.499		34.200		35.799			141.898			
	SLEVIN Emma		4.2	13.000	46	4.7	11.833	64	5.0	11.800	34	4.6	12.233	34	48.866
			8.800			7.133			6.800			7.633			
	HILTON Halle		4.2	12.800	60	4.4	10.500	93	4.9	11.200	55	4.6	11.866	62	46.366
			8.600			6.100			6.300			7.266			
	MOLLOY Kate		4.2	12.600	74				4.5	11.200	54				23.800
			8.400						6.700						
	HEFFERNAN Jane					4.2	11.166	79				4.8	11.700	72	22.866
						6.966						7.200	0.300		







Team Results

Rank	Name	NOC Code									SJ Pen	Total			
			D	Total Rk.	D	Total Rk.	D	Total Rk.	D	Total Rk.			E Pen.	E Pen.	E Pen.
19	Greece	GRE	38.266		33.399		34.366		35.499			141.530			
	KIOSI Christina		3.8	12.600	73				4.7	11.766	67	24.366			
			8.800						7.066						
	TSIORI Magdalini		4.2	12.733	64		4.9	10.466	75			23.199			
			8.633	0.100			5.666	0.100							
	PAGONI Areti Paraskevi					4.3	11.866	63		4.3	11.700	71	23.566		
						7.566				7.400					
	MESIRI Athanasia		4.2	12.933	51	4.1	10.500	92	4.6	12.000	27	4.6	12.033	49	47.466
			8.733			6.400			7.400			7.433			
	MILLOUSI Vasiliki					4.6	11.033	84	5.1	11.900	31			22.933	
						6.433			6.800						
20	Iceland	ISL	38.333		34.632		31.532		35.866			140.363			
	GUDMUNDSDOTTIR Hildur Maja		4.2	13.000	46	3.8	11.033	82		4.3	12.200	37	36.233		
			8.800			7.233				7.900					
	ADALSTEINSDOTTIR Thelma		3.8	12.300	82	4.3	12.233	54	4.8	11.166	57	4.5	11.566	78	47.265
			8.500			7.933			6.466	0.100	7.066				
	SUTO Agnes		4.2	13.033	38				3.6	10.366	77			23.399	
			8.833						6.766						
	KRISTINSDOTTIR Margret Lea					4.1	11.366	73	4.0	10.000	88	4.3	12.100	44	33.466
						7.266			6.000			7.800			







Team Results

Rank	Name	NOC Code									SJ Pen	Total			
			D	Total Rk.	D	Total Rk.	D	Total Rk.	D	Total Rk.			E	Pen.	E
21	Portugal	POR	38.466		33.632		29.666		36.099			137.863			
	COSTA Mafalda		3.6	12.333	4.2	11.433	4.9	10.933	4.6	11.966		46.665			
	MARTINS Filipa		8.733		7.233		6.033		7.366						
	PARENTE Mariana		4.2	13.300	5.5	12.033	5.0	9.400	4.8	12.700		47.433			
	MENEZES Maria		9.100		6.533		4.400		7.900						
					4.7	10.166						10.166			
					5.466										
			4.2	12.833			4.4	9.333	4.5	11.433		33.599			
			8.633				4.933		7.033	0.100					
22	Denmark	DEN	39.099		32.566		31.065		34.466			137.196			
	RASMUSSEN Camille		5.0	13.700	4.2	11.533	4.5	11.166	4.7	11.900		48.299			
	JACOBSEN Sara		8.700		7.333		6.666		7.200						
	JENSEN Natalie		4.2	12.666					4.2	11.166		23.832			
	BERGHOLT Cecilie		8.466						6.966						
			4.2	12.733	3.8	9.733	4.8	10.166	4.4	11.400		44.032			
			8.533		5.933		5.366		7.100	0.100					
					3.4	11.300	4.2	9.733				21.033			
					7.900		5.533								







Team Results

Rank	Name	NOC Code									SJ Pen	Total			
			D	Total Rk.	D	Total Rk.	D	Total Rk.	D	Total Rk.			E	Pen.	E
23	Slovenia	SLO	36.732		34.732		32.999		32.532			136.995			
	KUNAVER Meta		3.8	11.833 107	3.9	9.666 108	3.7	9.133 111	3.7	10.500 111		41.132			
	TRTNIK Zala		8.133	0.100	5.766		5.433		7.100	0.300		47.298			
	HRIBAR Lucija		4.2	11.733 112	4.4	12.233 55	4.9	12.066 25	5.0	11.266 89		48.565			
			7.633	0.100	7.833		7.166		6.566	0.300					
			4.2	13.166 27	4.8	12.833 27	4.4	11.800 32	4.4	10.766 104					
			8.966		8.033		7.400		6.666	0.300					
24	Croatia	CRO	34.566		35.499		33.699		32.232			135.996			
	ERCEGOVIC Antea								3.2	9.966 115		9.966			
	SULEKIC Sara		3.8	11.233 116	4.4	12.366 48			4.3	11.633 74		35.232			
	ZELCIC Tina		7.533	0.100	7.966				7.333			11.033			
	ZWICKER Christina						4.6	11.033 61				45.966			
	KUKULJAN FRLETA Nika		3.2	11.500 114	4.5	12.433 46	4.8	11.400 48	4.4	10.633 107		33.799			
			8.300		7.933		6.600		6.533	0.300					
			3.2	11.833 105	3.5	10.700 88	4.5	11.266 52							
			8.633		7.200		6.766								







Team Results

Rank	Name	NOC Code									SJ Pen	Total
			D Total Rk. E Pen.	D Total Rk. E Pen.	D Total Rk. E Pen.	D Total Rk. E Pen.						
25	Slovakia	SVK	35.166	32.632	33.566	34.299						135.663
	MOKOSOVA Barbora		3.6 12.266 83 8.666	5.0 12.566 40 7.566	4.4 12.200 21 7.800	4.5 12.133 41 7.833 0.200						49.165
	SURMANOVA Sara		3.6 10.900 117 7.400 0.100	4.4 9.833 105 5.433	4.6 10.933 65 6.333	4.1 11.500 79 7.400						43.166
	BALCOVA Adela		3.4 12.000 97 8.600	3.5 10.233 98 6.733	4.3 10.433 76 6.133	4.4 10.666 106 6.266						43.332
26	Poland	POL	36.699	33.699	30.999	33.732						135.129
	GEMZA Anna			4.6 11.466 71 6.866	4.1 10.000 89 5.900							21.466
	GRYGIEL Magdalena		3.6 12.300 80 8.700	4.1 11.000 85 6.900		4.1 11.166 93 7.066						34.466
	SKALSKA Kaja		3.8 12.233 84 8.433	4.4 11.233 76 6.833	4.8 10.166 84 5.366	4.1 11.266 88 7.166						44.898
	URBANSKA Brygida		3.6 12.166 88 8.566		4.4 10.833 71 6.433	4.4 11.300 87 7.100 0.200						34.299



Team Results

Rank	Name	NOC Code									SJ Pen	Total
			D	Total Rk.	D	Total Rk.	D	Total Rk.	D	Total Rk.		
			E	Pen.	E	Pen.	E	Pen.	E	Pen.		
27	Latvia	LAT	37.033		30.033		31.832		34.933			133.831
	ANANJEVA Anastasija		3.8	12.133 93	3.4	10.100 103	4.6	10.700 72	4.3	11.800 64		44.733
	JUREVICA Katrina		8.633	0.300	6.700		6.100		7.500			
	RATOBILSKA Valerija		4.2	12.700 69	1.9	9.700 107	4.6	10.266 80				32.666
	PETROVA Marija		8.500		7.800		5.666					
			3.6	12.200 85	3.6	10.233 99	4.9	10.866 69	4.6	11.933 57		45.232
			8.600		6.633		5.966		7.333			
									4.2	11.200 92		11.200
									7.000			

LEGEND



Floor exercise



Balance beam



Uneven bars



Vault

E Execution





D Difficulty

Rk. Ranking

Pen Penalty







All-Around Results

Rank	BIB	Name	NOC Code													Total	
				D	Total	Rk.	D	Total	Rk.	D	Total	Rk.	D	Total	Rk.		
				E	Pen.		E	Pen.		E	Pen.		E	Pen.			
1	349	GADIROVA Jessica	GBR	5.0	14.200	2	5.6	13.866	12	5.8	13.600	1	5.8	13.900	1	55.566	Q
				9.200	0.00	8.266	0.00	7.800	0.00	8.100	0.00						
2	362	KOVACS Zsofia	HUN	5.0	14.166	3	6.2	14.266	5	5.7	13.533	2	5.7	13.266	6	55.231	Q
				9.166	0.00	8.066	0.00	7.833	0.00	7.566	0.00						
3	378	D'AMATO Alice	ITA	5.0	14.000	5	6.2	14.500	1	5.3	13.033	6	5.4	13.366	5	54.899	Q
				9.000	0.00	8.300	0.00	7.733	0.00	7.966	0.00						
4	392	VISSER Naomi	NED	4.2	13.133	31	6.1	14.466	2	5.0	12.766	11	5.8	13.666	3	54.031	Q
				9.033	-0.10	8.366	0.00	7.766	0.00	7.866	0.00						
5	346	FENTON Georgia-Mae	GBR	4.6	13.733	10	5.8	13.933	10	5.4	12.333	19	5.1	12.900	12	52.899	Q
				9.133	0.00	8.133	0.00	6.933	0.00	7.800	0.00						
6	350	KINSELLA Alice	GBR	5.0	13.833	9	5.8	12.466	45	5.6	12.766	12	5.5	13.466	4	52.531	
				8.833	0.00	6.666	0.00	7.166	0.00	7.966	0.00						
7	309	VAELEN Lisa	BEL	5.4	14.166	4	5.8	14.000	9	5.1	11.466	44	5.3	12.866	14	52.498	Q
				8.766	0.00	8.200	0.00	6.366	0.00	7.566	0.00						
8	393	THORSOTTIR Eythora	NED	5.0	13.866	8	5.5	13.533	14	5.0	12.000	28	4.9	12.600	23	51.999	Q
				8.866	0.00	8.033	0.00	7.000	0.00	7.700	0.00						
9	412	BARBOSU Ana	ROU	4.6	11.933	98	6.2	13.600	13	5.3	12.800	9	5.5	13.233	7	51.566	Q
				7.633	-0.30	7.400	0.00	7.500	0.00	7.733	0.00						
10	414	GHIGOARTA Amalia	ROU	4.2	13.133	32	5.0	12.766	29	5.3	13.133	5	5.1	12.400	30	51.432	Q
				8.933	0.00	7.766	0.00	7.833	0.00	7.600	-0.30						
11	379	ESPOSITO Manila	ITA	4.6	13.566	14	5.6	12.266	52	5.6	12.833	8	5.4	12.566	26	51.231	Q
				8.966	0.00	6.666	0.00	7.233	0.00	7.266	-0.10						







All-Around Results

Rank	BIB	Name	NOC Code													Total		
				D	Total	Rk.	D	Total	Rk.	D	Total	Rk.	D	Total	Rk.			
				E	Pen.		E	Pen.		E	Pen.		E	Pen.				
12	331	CASABUENA Laura	ESP	4.2	13.166	27	5.0	13.133	21	5.5	11.800	36	5.2	13.100	9	51.199	Q	
				8.966	0.00	8.133	0.00	6.300	0.00	7.900	0.00	0.00	0.00	0.00	0.00			
13	342	BOYER Marine	FRA	4.2	13.333	18	4.8	12.500	43	5.5	12.366	17	4.9	12.733	17	50.932	Q	
				9.133	0.00	7.700	0.00	6.866	0.00	7.833	0.00	0.00	0.00	0.00	0.00			
14	364	SZEKELY Zoja	HUN	4.2	12.866	56	5.9	14.066	8	4.8	11.766	37	4.6	12.233	34	50.931	Q	
				8.666	0.00	8.166	0.00	6.966	0.00	7.633	0.00	0.00	0.00	0.00	0.00			
15	337	TANSKANEN Kaia	FIN	4.4	13.033	44	5.1	12.800	28	4.9	12.100	23	5.1	12.700	20	50.633	Q	
				8.633	0.00	7.700	0.00	7.200	0.00	7.600	0.00	7.600	0.00	0.00	0.00			
16	396	VAN POL Vera	NED	4.6	13.600	12	4.9	13.066	24	4.7	11.066	60	5.0	12.733	16	50.465		
				9.000	0.00	8.166	0.00	6.466	-0.10	7.833	-0.10	0.00	0.00	0.00	0.00			
17	433	PAULSSON Tonya	SWE	4.2	13.300	21	4.8	13.166	19	5.2	12.500	15	4.3	11.400	82	50.366	Q	
				9.100	0.00	8.366	0.00	7.300	0.00	7.700	-0.60	0.00	0.00	0.00	0.00			
18	332	PETISCO Alba	ESP	4.2	13.033	38	5.2	13.100	22	5.5	11.466	46	5.2	12.733	18	50.332	Q	
				8.833	0.00	7.900	0.00	5.966	0.00	7.533	0.00	0.00	0.00	0.00	0.00			
19	431	WESTLUND Emelie	SWE	4.2	12.900	53	5.2	13.333	16	4.4	11.733	38	4.1	11.866	60	49.832	Q	
				8.700	0.00	8.133	0.00	7.333	0.00	7.766	0.00	0.00	0.00	0.00	0.00			
20	353	VOSS Sarah	GER	4.2	13.400	15	5.1	13.266	17	4.8	11.666	40	4.8	11.400	85	49.732	Q	
				9.200	0.00	8.166	0.00	6.866	0.00	6.900	-0.30	0.00	0.00	0.00	0.00			
21	336	KUUSIKKO Maisa	FIN	4.2	13.100	34	5.4	12.300	51	4.6	11.966	29	5.2	12.366	32	49.732	Q	
				8.900	0.00	6.900	0.00	7.366	0.00	7.266	-0.10	0.00	0.00	0.00	0.00			
22	432	WESTLUND Nathalie	SWE	4.2	13.033	38	5.3	12.233	57	4.7	11.966	30	4.2	12.200	36	49.432		
				8.833	0.00	6.933	0.00	7.266	0.00	8.000	0.00	0.00	0.00	0.00	0.00			







All-Around Results

Rank	BIB	Name	NOC Code													Total	
				D	Total Pen.	Rk.	D	Total Pen.	Rk.	D	Total Pen.	Rk.	D	Total Pen.	Rk.		
23	344	OSYSSEK-REIMER Morgane	FRA	4.2	13.400	15	5.1	10.566	91	5.5	12.800	10	5.2	12.633	22	49.399	Q
				9.200	0.00	5.466	0.00	7.300	0.00	7.733	-0.30						
24	304	KICKINGER Selina	AUT	4.2	13.300	21	4.9	12.700	33	4.4	11.666	39	4.4	11.733	68	49.399	Q
				9.100	0.00	7.800	0.00	7.266	0.00	7.333	0.00						
25	397	TRONRUD Maria	NOR	4.2	12.833	57	4.2	12.233	53	4.9	11.566	41	4.9	12.666	21	49.298	Q
				8.733	-0.10	8.033	0.00	6.666	0.00	7.766	0.00						
26	323	VLKOVA Alice	CZE	4.4	13.200	25	4.5	12.100	59	4.7	11.533	42	5.0	12.400	31	49.233	Q
				8.800	0.00	7.600	0.00	6.833	0.00	7.400	0.00						
27	308	BRASSART Maellyse	BEL	4.2	13.333	18	5.4	12.633	38	5.2	11.133	58	4.9	12.100	47	49.199	Q
				9.133	0.00	7.233	0.00	5.933	0.00	7.200	0.00						
28	426	MOKOSOVA Barbora	SVK	3.6	12.266	83	5.0	12.566	40	4.4	12.200	21	4.5	12.133	41	49.165	R1
				8.666	0.00	7.566	0.00	7.800	0.00	7.833	-0.20						
29	301	FRYSAK Bianca	AUT	4.2	12.766	63	4.8	12.633	36	4.6	11.800	33	4.3	11.866	61	49.065	R2
				8.566	0.00	7.833	0.00	7.200	0.00	7.566	0.00						
30	355	QUAAS Lea Marie	GER	4.2	12.966	50	5.0	12.700	34	4.7	11.100	59	4.9	12.100	45	48.866	R3
				8.766	0.00	7.700	0.00	6.400	0.00	7.300	-0.10						
31	367	SLEVIN Emma	IRL	4.2	13.000	46	4.7	11.833	64	5.0	11.800	34	4.6	12.233	34	48.866	
				8.800	0.00	7.133	0.00	6.800	0.00	7.633	0.00						
32	439	LASHCHEVSKA Anna	UKR	4.2	12.733	65	5.6	12.733	32	5.7	11.233	53	4.9	12.066	48	48.765	
				8.533	0.00	7.133	0.00	5.633	-0.10	7.166	0.00						
33	303	MOERZ Charlize	AUT	4.4	13.000	49	4.1	12.166	58	4.6	10.900	67	5.2	12.533	28	48.599	
				8.600	0.00	8.066	0.00	6.300	0.00	7.333	0.00						







All-Around Results

Rank	BIB	Name	NOC Code													Total
				D	Total Pen.	Rk.	D	Total Pen.	Rk.	D	Total Pen.	Rk.	D	Total Pen.	Rk.	
34	419	HRIBAR Lucija	SLO	4.2	13.166	27	4.8	12.833	27	4.4	11.800	32	4.4	10.766	104	48.565
				8.966	0.00	8.033	0.00	7.400	0.00	6.666	-0.30					
35	326	RASMUSSEN Camille	DEN	5.0	13.700	11	4.2	11.533	69	4.5	11.166	56	4.7	11.900	59	48.299
				8.700	0.00	7.333	0.00	6.666	0.00	7.200	0.00					
36	310	VERKEST Jutta	BEL	4.2	13.100	34	4.8	13.000	25	4.1	9.866	92	4.6	12.300	33	48.266
				8.900	0.00	8.200	0.00	5.766	0.00	7.700	0.00					
37	415	MANECA-VOINEA Sabrina	ROU	5.0	13.600	13	4.7	10.633	90	5.1	10.300	79	6.0	13.700	2	48.233
				8.700	-0.10	5.933	0.00	5.300	-0.10	7.700	0.00					
38	422	CEREGHETTI Caterina	SUI	4.2	12.866	55	5.1	11.633	67	5.1	11.466	44	4.8	12.200	38	48.165
				8.766	-0.10	6.533	0.00	6.366	0.00	7.400	0.00					
39	339	HAUTALA Ada	FIN	4.2	12.833	58	4.9	12.633	37	4.9	10.133	87	4.7	12.166	39	47.765
				8.633	0.00	7.733	0.00	5.233	0.00	7.466	0.00					
40	366	CZIFRA Bettina Lili	HUN	4.2	12.433	78	5.1	12.566	42	5.3	10.633	73	5.0	12.133	43	47.765
				8.533	-0.30	7.466	0.00	5.433	-0.10	7.133	0.00					
41	421	BICKEL Lena	SUI	4.2	13.366	17	4.7	11.233	77	5.1	10.000	90	5.3	13.033	10	47.632
				9.166	0.00	6.533	0.00	4.900	0.00	7.733	0.00					
42	425	WU Anny	SUI	4.2	13.000	46	4.8	12.366	49	4.5	10.233	81	4.6	11.966	54	47.565
				8.800	0.00	7.566	0.00	5.733	0.00	7.366	0.00					
43	434	KAYISOGLU Sevgi	TUR	3.6	12.033	96	5.1	11.500	70	4.7	12.033	26	5.0	11.933	58	47.499
				8.433	0.00	6.400	0.00	7.333	0.00	7.033	-0.10					
44	360	MESIRI Athanasia	GRE	4.2	12.933	51	4.1	10.500	92	4.6	12.000	27	4.6	12.033	49	47.466
				8.733	0.00	6.400	0.00	7.400	0.00	7.433	0.00					







All-Around Results

Rank	BIB	Name	NOC Code													Total
				D	Total Pen.	Rk.	D	Total Pen.	Rk.	D	Total Pen.	Rk.	D	Total Pen.	Rk.	
45	408	MARTINS Filipa	POR	4.2	13.300	21	5.5	12.033	61	5.0	9.400	103	4.8	12.700	19	47.433
				9.100	0.00	6.533	0.00	4.400	0.00	7.900	0.00					
46	313	MINTCHEVA Paloma	BUL	4.2	12.900	53	4.9	12.566	39	4.3	9.333	104	5.1	12.566	25	47.365
				8.700	0.00	7.666	0.00	5.133	-0.10	7.466	0.00					
47	418	TRTNIK Zala	SLO	4.2	11.733	112	4.4	12.233	55	4.9	12.066	25	5.0	11.266	89	47.298
				7.633	-0.10	7.833	0.00	7.166	0.00	6.566	-0.30					
48	372	ADALSTEINSDOTTIR Thelma	ISL	3.8	12.300	82	4.3	12.233	54	4.8	11.166	57	4.5	11.566	78	47.265
				8.500	0.00	7.933	0.00	6.466	-0.10	7.066	0.00					
49	441	KRUPA Ilona	UKR	3.8	12.133	94	5.0	12.500	44	4.3	10.833	70	4.9	11.733	69	47.199
				8.433	-0.10	7.500	0.00	6.633	-0.10	6.833	0.00					
50	321	ARTAMONOVA Sona	CZE	3.6	12.300	80	3.8	11.566	68	4.8	12.100	22	4.6	11.233	90	47.199
				8.700	0.00	7.766	0.00	7.300	0.00	6.933	-0.30					
51	363	MAYER Greta	HUN	4.4	13.200	25	4.0	10.166	101	5.4	12.566	14	5.0	10.966	99	46.898
				8.800	0.00	6.166	0.00	7.166	0.00	6.266	-0.30					
52	325	DRNCOVA Eliska	CZE	3.6	12.166	88	4.9	12.433	47	4.9	10.200	83	4.5	11.966	53	46.765
				8.566	0.00	7.533	0.00	5.400	-0.10	7.466	0.00					
53	407	COSTA Mafalda	POR	3.6	12.333	79	4.2	11.433	72	4.9	10.933	66	4.6	11.966	54	46.665
				8.733	0.00	7.233	0.00	6.033	0.00	7.366	0.00					
54	368	HILTON Halle	IRL	4.2	12.800	60	4.4	10.500	93	4.9	11.200	55	4.6	11.866	62	46.366
				8.600	0.00	6.100	0.00	6.300	0.00	7.266	0.00					
55	375	RAZ Lihie	ISR	4.2	12.933	51	4.7	11.233	77	5.2	9.700	98	5.0	12.100	46	45.966
				8.733	0.00	6.533	0.00	4.500	0.00	7.200	-0.10					







All-Around Results

Rank	BIB	Name	NOC Code													Total
				D E	Total Pen.	Rk.	D E	Total Pen.	Rk.	D E	Total Pen.	Rk.	D E	Total Pen.	Rk.	
56	317	ZWICKER Christina	CRO	3.2 8.300	11.500 0.00	114 7.933	4.5 0.00	12.433 0.00	46 6.600	4.8 0.00	11.400 0.00	48 6.533	4.4 -0.30	10.633 0.00	107	45.966
57	399	KANTER Mari	NOR	3.6 8.600	12.200 0.00	85 7.533	4.1 0.00	11.633 0.00	66 5.133	4.7 0.00	9.833 0.00	94 7.533	4.4 0.00	11.933 0.00	56	45.599
58	374	KRISTINSDOTTIR Margret Lea	ISL	3.6 8.366	11.866 -0.10	103 7.266	4.1 0.00	11.366 0.00	73 6.000	4.0 0.00	10.000 0.00	88 7.800	4.3 0.00	12.100 0.00	44	45.332
59	435	YILDIZ Bengisu	TUR	4.2 8.833	13.033 0.00	38 7.133	4.8 0.00	11.933 0.00	62 4.066	4.6 0.00	8.666 0.00	117 7.100	4.6 -0.10	11.600 0.00	77	45.232
60	384	RATOBILSKA Valerija	LAT	3.6 8.600	12.200 0.00	85 6.633	3.6 0.00	10.233 0.00	99 5.966	4.9 0.00	10.866 0.00	69 7.333	4.6 0.00	11.933 0.00	57	45.232
61	388	MORDENTI Celeste	LUX	4.2 8.666	12.566 -0.30	75 6.166	4.5 0.00	10.666 0.00	89 5.933	5.1 0.00	11.033 0.00	62 6.766	4.3 -0.10	10.966 0.00	98	45.231
62	371	GUDMUNSDOTTIR Hildur Maja	ISL	4.2 8.800	13.000 0.00	46 7.233	3.8 0.00	11.033 0.00	82 4.600	4.4 -0.10	8.900 7.900	113 0.00	4.3 0.00	12.200 0.00	37	45.133
63	405	SKALSKA Kaja	POL	3.8 8.433	12.233 0.00	84 6.833	4.4 0.00	11.233 0.00	76 5.366	4.8 0.00	10.166 0.00	84 7.166	4.1 0.00	11.266 0.00	88	44.898
64	369	MOLLOY Kate	IRL	4.2 8.400	12.600 0.00	74 5.866	4.4 0.00	10.266 0.00	97 6.700	4.5 0.00	11.200 0.00	54 6.800	3.9 0.00	10.700 0.00	105	44.766
65	382	ANANJEVA Anastasija	LAT	3.8 8.633	12.133 -0.30	93 6.700	3.4 0.00	10.100 0.00	103 6.100	4.6 0.00	10.700 0.00	72 7.500	4.3 0.00	11.800 0.00	64	44.733
66	306	TEYMUROVA Nazanin	AZE	4.0 8.666	12.666 0.00	70 6.666	4.4 0.00	11.066 0.00	81 5.133	4.7 -0.10	9.733 6.566	96 0.00	4.6 0.00	11.166 0.00	96	44.631







All-Around Results

Rank	BIB	Name	NOC Code													Total		
				D	Total	Rk.	D	Total	Rk.	D	Total	Rk.	D	Total	Rk.			
				E	Pen.		E	Pen.		E	Pen.		E	Pen.				
67	406	URBANSKA Brygida	POL	3.6	12.166	88	4.2	10.300	96	4.4	10.833	71	4.4	11.300	87	44.599		
				8.566	0.00	6.100	0.00	6.433	0.00	7.100	-0.20							
68	315	SULEKIC Sara	CRO	3.8	11.233	116	4.4	12.366	48	4.3	9.166	110	4.3	11.633	74	44.398		
				7.533	-0.10	7.966	0.00	4.966	-0.10	7.333	0.00							
69	370	HEFFERNAN Jane	IRL	3.4	11.633	113	4.2	11.166	79	4.4	9.833	93	4.8	11.700	72	44.332		
				8.333	-0.10	6.966	0.00	5.433	0.00	7.200	-0.30							
70	358	TSIORI Magdalini	GRE	4.2	12.733	64	4.7	10.333	95	4.9	10.466	75	4.0	10.766	103	44.298		
				8.633	-0.10	5.633	0.00	5.666	-0.10	7.066	-0.30							
71	312	STOIMENOVA Nikol	BUL	3.2	11.800	108	4.5	10.233	100	4.4	11.266	51	3.9	10.933	100	44.232		
				8.600	0.00	5.733	0.00	6.866	0.00	7.033	0.00							
72	359	PAGONI Areti Paraskevi	GRE	3.6	11.900	99	4.3	11.866	63	4.7	8.600	118	4.3	11.700	71	44.066		
				8.600	-0.30	7.566	0.00	3.900	0.00	7.400	0.00							
73	329	JENSEN Natalie	DEN	4.2	12.733	65	3.8	9.733	106	4.8	10.166	84	4.4	11.400	84	44.032		
				8.533	0.00	5.933	0.00	5.366	0.00	7.100	-0.10							
74	403	GRYGIEL Magdalena	POL	3.6	12.300	80	4.1	11.000	85	4.1	9.400	102	4.1	11.166	93	43.866		
				8.700	0.00	6.900	0.00	5.300	0.00	7.066	0.00							
75	373	SUTO Agnes	ISL	4.2	13.033	38	3.7	9.133	112	3.6	10.366	77	3.9	11.200	91	43.732		
				8.833	0.00	5.433	0.00	6.766	0.00	7.300	0.00							
76	391	DE FREITAS Joana	MON	4.2	12.666	71	3.5	10.366	94	3.9	9.300	106	4.1	11.400	83	43.732		
				8.566	-0.10	6.866	0.00	5.400	0.00	7.300	0.00							
77	383	JUREVICA Katrina	LAT	4.2	12.700	69	1.9	9.700	107	4.6	10.266	80	4.2	10.900	102	43.566		
				8.500	0.00	7.800	0.00	5.666	0.00	6.700	0.00							







All-Around Results

Rank	BIB	Name	NOC Code													Total		
				D	Total	Rk.	D	Total	Rk.	D	Total	Rk.	D	Total	Rk.			
				E	Pen.		E	Pen.		E	Pen.		E	Pen.				
78	330	BERGHOLT Cecilie	DEN	3.4	11.833	106	3.4	11.300	75	4.2	9.733	95	4.3	10.566	109	43.432		
				8.433	0.00	7.900	0.00	5.533	0.00	6.266	0.00							
79	428	BALCOVA Adela	SVK	3.4	12.000	97	3.5	10.233	98	4.3	10.433	76	4.4	10.666	106	43.332		
				8.600	0.00	6.733	0.00	6.133	0.00	6.266	0.00							
80	427	SURMANOVA Sara	SVK	3.6	10.900	117	4.4	9.833	105	4.6	10.933	65	4.1	11.500	79	43.166		
				7.400	-0.10	5.433	0.00	6.333	0.00	7.400	0.00							
81	411	MENEZES Maria	POR	4.2	12.833	58	4.5	9.466	111	4.4	9.333	105	4.5	11.433	81	43.065		
				8.633	0.00	4.966	0.00	4.933	0.00	7.033	-0.10							
82	340	VAETTOE Olivia	FIN	4.2	12.700	68	3.1	7.933	116	4.7	10.233	82	5.0	11.766	66	42.632		
				8.600	-0.10	4.833	0.00	5.533	0.00	7.066	-0.30							
83	318	KUKULJAN FRLETA Nika	CRO	3.2	11.833	105	3.5	10.700	88	4.5	11.266	52	4.5	8.766	119	42.565		
				8.633	0.00	7.200	0.00	6.766	0.00	4.866	-0.60							
84	409	PARENTE Mariana	POR	3.6	12.200	85	4.7	10.166	102	4.6	9.200	109	4.3	10.566	108	42.132		
				8.600	0.00	5.466	0.00	4.700	-0.10	6.566	-0.30							
85	420	SABIC Nina	SRB	3.6	12.066	95	1.7	9.933	104	3.6	9.266	107	4.2	10.533	110	41.798		
				8.766	-0.30	8.233	0.00	5.666	0.00	6.333	0.00							
86	351	GOBADZE Ani	GEO	3.6	12.166	88	3.2	9.466	110	4.8	8.700	116	4.0	10.933	101	41.265		
				8.566	0.00	6.266	0.00	4.000	-0.10	6.933	0.00							
87	389	BORG Ella	MLT	3.4	11.900	100	3.3	8.700	113	4.4	9.433	101	4.3	11.166	94	41.199		
				8.500	0.00	5.400	0.00	5.033	0.00	6.966	-0.10							
88	386	BIKINAITE Ula	LTU	3.6	12.166	88	3.5	10.800	87	4.0	8.066	120	3.6	10.133	114	41.165		
				8.566	0.00	7.300	0.00	4.166	-0.10	6.533	0.00							



All-Around Results

Rank	BIB	Name	NOC Code													Total		
				D	Total	Rk.	D	Total	Rk.	D	Total	Rk.	D	Total	Rk.			
				E	Pen.		E	Pen.		E	Pen.		E	Pen.				
89	376	TURISKI Andy	ISR	3.8	11.766	110	2.9	8.633	115	4.3	9.900	91	4.6	10.433	112	40.732		
				8.266	-0.30	5.733	0.00	5.600	0.00	5.833	0.00							
90	390	VELLA CLARK Tara	MLT	3.2	11.733	111	3.5	8.700	114	4.2	9.533	99	4.2	9.933	116	39.899		
				8.533	0.00	5.200	0.00	5.433	-0.10	6.133	-0.40							
91	319	CHARALAMPOUS Georgia	CYP	3.8	11.400	115	3.6	10.966	86	4.4	7.600	121	3.5	9.866	117	39.832		
				7.600	0.00	7.366	0.00	3.200	0.00	6.366	0.00							
92	385	PETROVA Marija	LAT	3.4	11.900	100	2.7	7.633	117	3.6	8.833	114	4.2	11.200	92	39.566		
				8.500	0.00	4.933	0.00	5.233	0.00	7.000	0.00							
93	320	DIMITRIOU Evangelina	CYP	3.4	11.866	102	2.1	7.233	118	4.6	8.766	115	4.3	11.666	73	39.531		
				8.466	0.00	5.133	0.00	4.166	0.00	7.366	0.00							
380	D'AMATO Asia	ITA	5.0	13.933	7	6.0	14.166	7	5.6	12.500	16	DNS			DNF			
				8.933	0.00	8.166	0.00	6.900	0.00									
402	GEMZA Anna	POL	DNS			4.6	11.466	71	4.1	10.000	89	4.0	9.700	118	DNF			
				0.00			6.866	0.00	5.900	0.00	6.000	-0.30						
328	JACOBSEN Sara	DEN	4.2	12.666	72	1.4	9.600	109	3.6	9.266	107	4.2	11.166	95	DNF			
				8.466	0.00	8.200	0.00	5.666	0.00	6.966	0.00							
417	KUNAVER Meta	SLO	3.8	11.833	107	3.9	9.666	108	3.7	9.133	111	3.7	10.500	111	DNF			
				8.133	-0.10	5.766	0.00	5.433	0.00	7.100	-0.30							

LEGEND



Floor exercise



Balance beam



Uneven bars



Vault

E Execution

D Difficulty

Rk. Ranking

Pen Penalty



Results By Apparatus

⌚

Rank	Bib	Name	NOC	Vault	E	D	Penalty	Vault Score	Total
1	341	DEVILLARD Coline	FRA	1	8.966	5.4		14.366	13.866 Q
				2	9.166	4.2		13.366	
2	309	VAELEN Lisa	BEL	1	8.766	5.4		14.166	13.616 Q
				2	8.666	4.4		13.066	
3	380	D'AMATO Asia	ITA	1	8.933	5.0		13.933	13.416 Q
				2	8.700	4.2		12.900	
4	326	RASMUSSEN	DEN	1	8.700	5.0		13.700	13.366 Q
				2	8.633	4.4		13.033	
5	415	MANECA-VOINEA	ROU	1	8.700	5.0	-0.10	13.600	13.016 Q
				2	8.733	4.0	-0.30	12.433	
6	360	MESIRI Athanasia	GRE	1	8.733	4.2		12.933	12.866 Q
				2	8.800	4.0		12.800	
7	438	TARHAN Bilge	TUR	1	8.600	4.2		12.800	12.766 Q
				2	8.733	4.0		12.733	
8	436	BINER Ceren	TUR	1	8.833	4.2		13.033	12.749 Q
				2	8.666	3.8		12.466	
9	435	YILDIZ Bengisu	TUR	1	8.833	4.2		13.033	12.683
				2	8.533	3.8		12.333	
10	377	ANDREOLI Angela	ITA	1	8.733	4.6	-0.30	13.033	12.649 R1
				2	8.466	3.8		12.266	
11	329	JENSEN Natalie	DEN	1	8.533	4.2		12.733	12.566 R2
				2	8.600	3.8		12.400	
12	343	LAROUJ Djenna	FRA	1	8.666	3.8		12.466	12.499 R3
				2	8.733	3.8		12.533	
13	306	TEYMUROVA	AZE	1	8.666	4.0		12.666	12.299
				2	8.533	3.4		11.933	



Results By Apparatus

V

Rank	Bib	Name	NOC	Vault	E	D	Penalty	Vault Score	Total
14	420	SABIC Nina	SRB	1	8.766	3.6	-0.30	12.066	12.183
				2	8.500	3.8		12.300	
15	382	ANANJEVA	LAT	1	8.633	3.8	-0.30	12.133	11.983
				2	8.433	3.4		11.833	
16	383	JUREVICA Katrina	LAT	1	8.500	4.2		12.700	11.933
				2	7.566	3.6		11.166	
17	362	KOVACS Zsofia	HUN	1	9.166	5.0		14.166	7.083
				2		0.0		0.000	
	328	JACOBSEN Sara	DEN	1	8.466	4.2		12.666	DNF
				2				DNS	
	417	KUNAVER Meta	SLO	1	8.133	3.8	-0.10	11.833	DNF
				2				DNS	

NOTE The 8 highest ranked participants in the qualifying competition per apparatus will qualify for the apparatus finals. A maximum number of 2 participant(s) per National Federation are allowed in these finals. 3 reserve participant(s) will be nominated for each final.

LEGEND

V Vault

D Difficulty

E Execution



Results By Apparatus



Rank	Bib	Name	NOC code	E	D	Penalty	Total
1	378	D'AMATO Alice	ITA	8.300	6.2		14.500 Q
2	392	VISSER Naomi	NED	8.366	6.1		14.466 Q
3	352	SEITZ Elisabeth	GER	8.300	6.1		14.400 Q
4	348	DOWNIE Rebecca	GBR	8.066	6.3		14.366 Q
5	362	KOVACS Zsofia	HUN	8.066	6.2		14.266 Q
6	381	VILLA Giorgia	ITA	8.366	5.8		14.166 Q
7	380	D'AMATO Asia	ITA	8.166	6.0		14.166
8	364	SZEKELY Zoja	HUN	8.166	5.9		14.066 Q
9	309	VAELEN Lisa	BEL	8.200	5.8		14.000 Q
10	311	ENGHELS Fien	BEL	8.133	5.8		13.933 R1
10	346	FENTON Georgia-Mae	GBR	8.133	! 5.8		13.933 R1
12	349	GADIROVA Jessica	GBR	8.266	5.6		13.866
13	412	BARBOSU Ana	ROU	7.400	6.2		13.600 R3
14	393	THORSDOTTIR Eythora	NED	8.033	5.5		13.533
15	333	PEREZ Ana	ESP	8.100	5.3		13.400
16	431	WESTLUND Emelie	SWE	8.133	5.2		13.333
17	353	VOSS Sarah	GER	8.166	5.1		13.266
18	343	LAROUJ Djenna	FRA	7.700	5.5		13.200
19	433	PAULSSON Tonya	SWE	8.366	4.8		13.166
20	440	HUBAREVA Yelyzaveta	UKR	7.766	5.4		13.166
21	331	CASABUENA Laura	ESP	8.133	5.0		13.133
22	332	PETISCO Alba	ESP	7.900	5.2		13.100
23	394	VEERMAN Sanna	NED	7.000	6.1		13.100
24	396	VAN POL Vera	NED	8.166	4.9		13.066
25	310	VERKEST Jutta	BEL	8.200	4.8		13.000
26	334	LLACER SIRERA Maia	ESP	7.533	5.4		12.933
27	419	HRIBAR Lucija	SLO	8.033	4.8		12.833
28	337	TANSKANEN Kaia	FIN	7.700	5.1		12.800
29	414	GHIGOARTA Amalia	ROU	7.766	5.0		12.766



Results By Apparatus



Rank	Bib	Name	NOC code	E	D	Penalty	Total
29	354	MALEWSKI Emma Leonie	GER	7.766	5.0		12.766
31	345	MIELLE Silane	FRA	7.566	5.2		12.766
32	439	LASHCHEVSKA Anna	UKR	7.133	5.6		12.733
33	304	KICKINGER Selina	AUT	7.800	4.9		12.700
34	355	QUAAS Lea Marie	GER	7.700	5.0		12.700
35	413	COSMAN Lilia	ROU	7.366	5.3		12.666
36	301	FRYSAK Bianca	AUT	7.833	4.8		12.633
37	339	HAUTALA Ada	FIN	7.733	4.9		12.633
38	308	BRASSART Maellyse	BEL	7.233	5.4		12.633
39	313	MINTCHEVA Paloma	BUL	7.666	4.9		12.566
40	400	ERICHSEN Julie	NOR	7.566	5.0		12.566
40	426	MOKOSOVA Barbora	SVK	7.566	5.0		12.566
42	366	CZIFRA Bettina Lili	HUN	7.466	5.1		12.566
43	342	BOYER Marine	FRA	7.700	4.8		12.500
44	441	KRUPA Ilona	UKR	7.500	5.0		12.500
45	350	KINSELLA Alice	GBR	6.666	5.8		12.466
46	317	ZWICKER Christina	CRO	7.933	4.5		12.433
47	325	DRNCOVA Eliska	CZE	7.533	4.9		12.433
48	315	SULEKIC Sara	CRO	7.966	4.4		12.366
49	425	WU Anny	SUI	7.566	4.8		12.366
50	302	MOERZ Alissa	AUT	7.833	4.5		12.333
51	336	KUUSIKKO Maisa	FIN	6.900	5.4		12.300
52	379	ESPOSITO Manila	ITA	6.666	5.6		12.266
53	397	TRONRUD Maria	NOR	8.033	4.2		12.233
54	372	ADALSTEINSDOTTIR	ISL	7.933	4.3		12.233
55	418	TRTNIK Zala	SLO	7.833	4.4		12.233
56	322	PONIZILOVA Dominika	CZE	7.533	4.7		12.233
57	432	WESTLUND Nathalie	SWE	6.933	5.3		12.233
58	303	MOERZ Charlize	AUT	8.066	4.1		12.166



Results By Apparatus



Rank	Bib	Name	NOC code	E	D	Penalty	Total
59	323	VLKOVA Alice	CZE	7.600	4.5		12.100
60	437	TANRIYASUKUR Derin	TUR	7.066	5.0		12.066
61	408	MARTINS Filipa	POR	6.533	5.5		12.033
62	435	YILDIZ Bengisu	TUR	7.133	4.8		11.933
63	359	PAGONI Areti Paraskevi	GRE	7.566	4.3		11.866
64	367	SLEVIN Emma	IRL	7.133	4.7		11.833
65	424	EISENEGGER Martina	SUI	6.666	5.0		11.666
66	399	KANTER Mari	NOR	7.533	4.1		11.633
67	422	CEREGHETTI Caterina	SUI	6.533	5.1		11.633
68	321	ARTAMONOVA Sona	CZE	7.766	3.8		11.566
69	326	RASMUSSEN Camille	DEN	7.333	4.2		11.533
70	434	KAYISOGLU Sevgi	TUR	6.400	5.1		11.500
71	402	GEMZA Anna	POL	6.866	4.6		11.466
72	407	COSTA Mafalda	POR	7.233	4.2		11.433
73	374	KRISTINSDOTTIR Margret	ISL	7.266	4.1		11.366
74	436	BINER Ceren	TUR	6.533	4.8		11.333
75	330	BERGHOLT Cecilie	DEN	7.900	3.4		11.300
76	405	SKALSKA Kaja	POL	6.833	4.4		11.233
77	421	BICKEL Lena	SUI	6.533	4.7		11.233
77	375	RAZ Lihie	ISR	6.533	4.7		11.233
79	370	HEFFERNAN Jane	IRL	6.966	4.2		11.166
80	430	GRAVIN Elina	SWE	7.433	3.7		11.133
81	306	TEYMUROVA Nazanin	AZE	6.666	4.4		11.066
82	371	GUDMUNSDOTTIR Hildur	ISL	7.233	3.8		11.033
83	398	NEURAUTER Mali	NOR	6.833	4.2		11.033
84	361	MILLOUSI Vasiliki	GRE	6.433	4.6		11.033
85	403	GRYGIEL Magdalena	POL	6.900	4.1		11.000
86	319	CHARALAMPOUS Georgia	CYP	7.366	3.6		10.966
87	386	BIKINAITE Ula	LTU	7.300	3.5		10.800



Results By Apparatus



Rank	Bib	Name	NOC code	E	D	Penalty	Total
88	318	KUKULJAN FRLETA Nika	CRO	7.200	3.5		10.700
89	388	MORDENTI Celeste	LUX	6.166	4.5		10.666
90	415	MANECA-VOINEA Sabrina	ROU	5.933	4.7		10.633
91	344	OSYSSEK-REIMER Morgane	FRA	5.466	5.1		10.566
92	360	MESIRI Athanasia	GRE	6.400	4.1		10.500
93	368	HILTON Halle	IRL	6.100	4.4		10.500
94	391	DE FREITAS Joana	MON	6.866	3.5		10.366
95	358	TSIORI Magdalini	GRE	5.633	4.7		10.333
96	406	URBANSKA Brygida	POL	6.100	4.2		10.300
97	369	MOLLOY Kate	IRL	5.866	4.4		10.266
98	428	BALCOVA Adela	SVK	6.733	3.5		10.233
99	384	RATOBILSKA Valerija	LAT	6.633	3.6		10.233
100	312	STOIMENOVA Nikol	BUL	5.733	4.5		10.233
101	363	MAYER Greta	HUN	6.166	4.0		10.166
102	409	PARENTE Mariana	POR	5.466	4.7		10.166
103	382	ANANJEVA Anastasija	LAT	6.700	3.4		10.100
104	420	SABIC Nina	SRB	8.233	1.7		9.933
105	427	SURMANOVA Sara	SVK	5.433	4.4		9.833
106	329	JENSEN Natalie	DEN	5.933	3.8		9.733
107	383	JUREVICA Katrina	LAT	7.800	1.9		9.700
108	417	KUNAVER Meta	SLO	5.766	3.9		9.666
109	328	JACOBSEN Sara	DEN	8.200	1.4		9.600
110	351	GOBADZE Ani	GEO	6.266	3.2		9.466
111	411	MENEZES Maria	POR	4.966	4.5		9.466
112	373	SUTO Agnes	ISL	5.433	3.7		9.133
113	389	BORG Ella	MLT	5.400	3.3		8.700
114	390	VELLA CLARK Tara	MLT	5.200	3.5		8.700
115	376	TURISKI Andy	ISR	5.733	2.9		8.633
116	340	VAETTOE Olivia	FIN	4.833	3.1		7.933




Results By Apparatus



Rank	Bib	Name	NOC code	E	D	Penalty	Total
117	385	PETROVA Marija	LAT	4.933	2.7		7.633
118	320	DIMITRIOU Evangelina	CYP	5.133	2.1		7.233

NOTE The 8 highest ranked participants in the qualifying competition per apparatus will qualify for the apparatus finals. A maximum number of 2 participant(s) per National Federation are allowed in these finals. 3 reserve participant(s) will be nominated for each final. Exclamation sign (!) at Difficulty score informs that score was under inquiry.

LEGEND

 Uneven bars

D Difficulty

E Execution



Results By Apparatus



Rank	Bib	Name	NOC code	E	D	Penalty	Total
1	349	GADIROVA Jessica	GBR	7.800	5.8		13.600 Q
2	362	KOVACS Zsofia	HUN	7.833	5.7		13.533 Q
3	395	WEVERS Sanne	NED	7.533	5.9		13.433 Q
4	347	ACHAMPONG Ondine	GBR	7.666	5.7		13.366 Q
5	414	GHIGOARTA Amalia	ROU	7.833	5.3		13.133 Q
6	378	D'AMATO Alice	ITA	7.733	5.3		13.033 Q
7	311	ENGHELS Fien	BEL	7.633	5.2		12.833 Q
8	379	ESPOSITO Manila	ITA	7.233	5.6		12.833 Q
9	412	BARBOSU Ana	ROU	7.500	5.3		12.800 R1
10	344	OSYSSEK-REIMER Morgane	FRA	7.300	5.5		12.800 R2
11	392	VISSER Naomi	NED	7.766	5.0		12.766 R3
12	350	KINSELLA Alice	GBR	7.166	5.6		12.766
13	333	PEREZ Ana	ESP	7.633	5.1		12.733
14	363	MAYER Greta	HUN	7.166	5.4		12.566
15	433	PAULSSON Tonya	SWE	7.300	5.2		12.500
16	380	D'AMATO Asia	ITA	6.900	5.6		12.500
17	342	BOYER Marine	FRA	6.866	5.5		12.366
18	341	DEVILLARD Coline	FRA	7.233	5.1		12.333
19	346	FENTON Georgia-Mae	GBR	6.933	5.4		12.333
19	381	VILLA Giorgia	ITA	6.933	5.4		12.333
21	426	MOKOSOVA Barbora	SVK	7.800	4.4		12.200
22	321	ARTAMONOVA Sona	CZE	7.300	4.8		12.100
23	416	PREDA Andreea	ROU	7.200	4.9		12.100
23	337	TANSKANEN Kaia	FIN	7.200	4.9		12.100
25	418	TRTNIK Zala	SLO	7.166	4.9		12.066
26	434	KAYISOGLU Sevgi	TUR	7.333	4.7		12.033
27	360	MESIRI Athanasia	GRE	7.400	4.6		12.000
28	393	THORSODOTTIR Eythora	NED	7.000	5.0		12.000
29	336	KUUSIKKO Maisa	FIN	7.366	4.6		11.966



Results By Apparatus



Rank	Bib	Name	NOC code	E	D	Penalty	Total
30	432	WESTLUND Nathalie	SWE	7.266	4.7		11.966
31	361	MILLOUSI Vasiliki	GRE	6.800	5.1		11.900
32	419	HRIBAR Lucija	SLO	7.400	4.4		11.800
33	301	FRYSAK Bianca	AUT	7.200	4.6		11.800
34	367	SLEVIN Emma	IRL	6.800	5.0		11.800
35	354	MALEWSKI Emma Leonie	GER	6.500	5.3		11.800
36	331	CASABUENA Laura	ESP	6.300	5.5		11.800
37	364	SZEKELY Zoja	HUN	6.966	4.8		11.766
38	431	WESTLUND Emelie	SWE	7.333	4.4		11.733
39	304	KICKINGER Selina	AUT	7.266	4.4		11.666
40	353	VOSS Sarah	GER	6.866	! 4.8		11.666
41	397	TRONRUD Maria	NOR	6.666	4.9		11.566
42	323	VLKOVA Alice	CZE	6.833	4.7		11.533
43	335	FONT Laia	ESP	6.733	4.8		11.533
44	422	CEREGHETTI Caterina	SUI	6.366	5.1		11.466
44	309	VAELEN Lisa	BEL	6.366	5.1		11.466
46	332	PETISCO Alba	ESP	5.966	5.5		11.466
47	437	TANRIYASUKUR Derin	TUR	7.100	4.4	-0.10	11.400
48	317	ZWICKER Christina	CRO	6.600	4.8		11.400
49	345	MIELLE Silane	FRA	6.500	4.9		11.400
50	438	TARHAN Bilge	TUR	6.633	4.7		11.333
51	312	STOIMENOVA Nikol	BUL	6.866	4.4		11.266
52	318	KUKULJAN FRLETA Nika	CRO	6.766	4.5		11.266
53	439	LASHCHEVSKA Anna	UKR	5.633	5.7	-0.10	11.233
54	369	MOLLOY Kate	IRL	6.700	4.5		11.200
55	368	HILTON Halle	IRL	6.300	4.9		11.200
56	326	RASMUSSEN Camille	DEN	6.666	4.5		11.166
57	372	ADALSTEINSDOTTIR	ISL	6.466	4.8	-0.10	11.166
58	308	BRASSART Maellyse	BEL	5.933	5.2		11.133



Results By Apparatus



Rank	Bib	Name	NOC code	E	D	Penalty	Total
59	355	QUAAS Lea Marie	GER	6.400	4.7		11.100
60	396	VAN POL Vera	NED	6.466	4.7	-0.10	11.066
61	316	ZELCIC Tina	CRO	6.433	4.6		11.033
62	388	MORDENTI Celeste	LUX	5.933	5.1		11.033
63	401	ROENBECK Marie	NOR	6.200	4.8		11.000
64	398	NEURAUTER Mali	NOR	6.166	4.8		10.966
65	427	SURMANOVA Sara	SVK	6.333	4.6		10.933
66	407	COSTA Mafalda	POR	6.033	4.9		10.933
67	303	MOERZ Charlize	AUT	6.300	4.6		10.900
68	324	TRNKOVA Lucie	CZE	6.266	4.6		10.866
69	384	RATOBILSKA Valerija	LAT	5.966	4.9		10.866
70	441	KRUPA Ilona	UKR	6.633	4.3	-0.10	10.833
71	406	URBANSKA Brygida	POL	6.433	4.4		10.833
72	382	ANANJEVA Anastasija	LAT	6.100	4.6		10.700
73	366	CZIFRA Bettina Lili	HUN	5.433	5.3	-0.10	10.633
74	440	HUBAREVA Yelyzaveta	UKR	5.633	4.9		10.533
75	358	TSIORI Magdalini	GRE	5.666	4.9	-0.10	10.466
76	428	BALCOVA Adela	SVK	6.133	4.3		10.433
77	373	SUTO Agnes	ISL	6.766	3.6		10.366
78	352	SEITZ Elisabeth	GER	5.600	4.7		10.300
79	415	MANECA-VOINEA Sabrina	ROU	5.300	5.1	-0.10	10.300
80	383	JUREVICA Katrina	LAT	5.666	4.6		10.266
81	425	WU Anny	SUI	5.733	4.5		10.233
82	340	VAETTOE Olivia	FIN	5.533	4.7		10.233
83	325	DRNCOVA Eliska	CZE	5.400	4.9	-0.10	10.200
84	300	BOHLE Leni	AUT	5.366	4.8		10.166
84	329	JENSEN Natalie	DEN	5.366	4.8		10.166
84	405	SKALSKA Kaja	POL	5.366	4.8		10.166
87	339	HAUTALA Ada	FIN	5.233	4.9		10.133



Results By Apparatus



Rank	Bib	Name	NOC code	E	D	Penalty	Total
88	374	KRISTINSDOTTIR Margret	ISL	6.000	4.0		10.000
89	402	GEMZA Anna	POL	5.900	4.1		10.000
90	421	BICKEL Lena	SUI	4.900	5.1		10.000
91	376	TURISKI Andy	ISR	5.600	4.3		9.900
92	310	VERKEST Jutta	BEL	5.766	4.1		9.866
93	370	HEFFERNAN Jane	IRL	5.433	4.4		9.833
94	399	KANTER Mari	NOR	5.133	4.7		9.833
95	330	BERGHOLT Cecilie	DEN	5.533	4.2		9.733
96	306	TEYMUROVA Nazanin	AZE	5.133	4.7	-0.10	9.733
97	424	EISENEGGER Martina	SUI	5.200	4.6	-0.10	9.700
98	375	RAZ Lihie	ISR	4.500	5.2		9.700
99	390	VELLA CLARK Tara	MLT	5.433	4.2	-0.10	9.533
100	429	STAAHL Maya	SWE	5.200	4.3		9.500
101	389	BORG Ella	MLT	5.033	4.4		9.433
102	403	GRYGIEL Magdalena	POL	5.300	4.1		9.400
103	408	MARTINS Filipa	POR	4.400	5.0		9.400
104	313	MINTCHEVA Paloma	BUL	5.133	4.3	-0.10	9.333
105	411	MENEZES Maria	POR	4.933	4.4		9.333
106	391	DE FREITAS Joana	MON	5.400	3.9		9.300
107	328	JACOBSEN Sara	DEN	5.666	3.6		9.266
107	420	SABIC Nina	SRB	5.666	3.6		9.266
109	409	PARENTE Mariana	POR	4.700	4.6	-0.10	9.200
110	315	SULEKIC Sara	CRO	4.966	4.3	-0.10	9.166
111	417	KUNAVR Meta	SLO	5.433	3.7		9.133
112	305	GAHRAMANOVA Samira	AZE	4.633	4.4		9.033
113	371	GUDMUNSDOTTIR Hildur	ISL	4.600	4.4	-0.10	8.900
114	385	PETROVA Marija	LAT	5.233	3.6		8.833
115	320	DIMITRIOU Evangelina	CYP	4.166	4.6		8.766
116	351	GOBADZE Ani	GEO	4.000	4.8	-0.10	8.700




Results By Apparatus



Rank	Bib	Name	NOC code	E	D	Penalty	Total
117	435	YILDIZ Bengisu	TUR	4.066	4.6		8.666
118	359	PAGONI Areti Paraskevi	GRE	3.900	4.7		8.600
119	442	SAVELIEVA Diana	UKR	3.800	4.3		8.100
120	386	BIKINAITE Ula	LTU	4.166	4.0	-0.10	8.066
121	319	CHARALAMPOUS Georgia	CYP	3.200	4.4		7.600

NOTE The 8 highest ranked participants in the qualifying competition per apparatus will qualify for the apparatus finals. A maximum number of 2 participant(s) per National Federation are allowed in these finals. 3 reserve participant(s) will be nominated for each final. Exclamation sign (!) at Difficulty score informs that score was under inquiry.

LEGEND

 Balance beam

D Difficulty

E Execution



Results By Apparatus



Rank	Bib	Name	NOC code	E	D	Penalty	Total
1	349	GADIROVA Jessica	GBR	8.100	5.8		13.900 Q
2	415	MANECA-VOINEA Sabrina	ROU	7.700	6.0		13.700 Q
3	392	VISSER Naomi	NED	7.866	5.8		13.666 Q
4	350	KINSELLA Alice	GBR	7.966	5.5		13.466 Q
5	378	D'AMATO Alice	ITA	7.966	5.4		13.366 Q
6	362	KOVACS Zsofia	HUN	7.566	5.7		13.266 Q
7	412	BARBOSU Ana	ROU	7.733	5.5		13.233 Q
8	347	ACHAMPONG Ondine	GBR	7.866	5.3		13.166
9	331	CASABUENA Laura	ESP	7.900	5.2		13.100 Q
10	421	BICKEL Lena	SUI	7.733	5.3		13.033 R1
11	377	ANDREOLI Angela	ITA	7.500	5.5		13.000 R2
12	346	FENTON Georgia-Mae	GBR	7.800	5.1		12.900
13	343	LAROUJ Djenna	FRA	7.866	5.0		12.866 R3
14	309	VAELEN Lisa	BEL	7.566	5.3		12.866
15	307	O'DRISCOLL Aberdeen	BEL	7.833	5.0		12.833
16	396	VAN POL Vera	NED	7.833	5.0	-0.10	12.733
17	342	BOYER Marine	FRA	7.833	4.9		12.733
18	332	PETISCO Alba	ESP	7.533	5.2		12.733
19	408	MARTINS Filipa	POR	7.900	4.8		12.700
20	337	TANSKANEN Kaia	FIN	7.600	5.1		12.700
21	397	TRONRUD Maria	NOR	7.766	4.9		12.666
22	344	OSYSSEK-REIMER Morgane	FRA	7.733	5.2	-0.30	12.633
23	393	THORSODOTTIR Eythora	NED	7.700	4.9		12.600
24	356	KOENIG Anna Lena	GER	7.566	5.0		12.566
25	313	MINTCHEVA Paloma	BUL	7.466	5.1		12.566
26	379	ESPOSITO Manila	ITA	7.266	5.4	-0.10	12.566
27	354	MALEWSKI Emma Leonie	GER	7.833	4.7		12.533
28	303	MOERZ Charlize	AUT	7.333	5.2		12.533
29	345	MIELLE Silane	FRA	7.633	5.1	-0.30	12.433



Results By Apparatus



Rank	Bib	Name	NOC code	E	D	Penalty	Total
30	414	GHIGOARTA Amalia	ROU	7.600	5.1	-0.30	12.400
31	323	VLKOVA Alice	CZE	7.400	5.0		12.400
32	336	KUUSIKKO Maisa	FIN	7.266	5.2	-0.10	12.366
33	310	VERKEST Jutta	BEL	7.700	4.6		12.300
34	367	SLEVIN Emma	IRL	7.633	4.6		12.233
34	364	SZEKELY Zoja	HUN	7.633	4.6		12.233
36	432	WESTLUND Nathalie	SWE	8.000	4.2		12.200
37	371	GUDMUNSDOTTIR Hildur	ISL	7.900	4.3		12.200
38	422	CEREGHETTI Caterina	SUI	7.400	4.8		12.200
39	339	HAUTALA Ada	FIN	7.466	4.7		12.166
40	333	PEREZ Ana	ESP	7.366	4.8		12.166
41	426	MOKOSOVA Barbora	SVK	7.833	4.5	-0.20	12.133
42	394	VEERMAN Sanna	NED	7.733	4.4		12.133
43	366	CZIFRA Bettina Lili	HUN	7.133	5.0		12.133
44	374	KRISTINSDOTTIR Margret	ISL	7.800	4.3		12.100
45	355	QUAAS Lea Marie	GER	7.300	4.9	-0.10	12.100
46	375	RAZ Lihie	ISR	7.200	5.0	-0.10	12.100
47	308	BRASSART Maellyse	BEL	7.200	4.9		12.100
48	439	LASHCHEVSKA Anna	UKR	7.166	4.9		12.066
49	360	MESIRI Athanasia	GRE	7.433	4.6		12.033
50	335	FONT Laia	ESP	7.333	5.0	-0.30	12.033
51	436	BINER Ceren	TUR	7.333	4.7		12.033
52	398	NEURAUTER Mali	NOR	7.566	4.4		11.966
53	325	DRNCOVA Eliska	CZE	7.466	4.5		11.966
54	407	COSTA Mafalda	POR	7.366	4.6		11.966
54	425	WU Anny	SUI	7.366	4.6		11.966
56	399	KANTER Mari	NOR	7.533	4.4		11.933
57	384	RATOBILSKA Valerija	LAT	7.333	4.6		11.933
58	434	KAYISOGLU Sevgi	TUR	7.033	5.0	-0.10	11.933



Results By Apparatus



Rank	Bib	Name	NOC code	E	D	Penalty	Total
59	326	RASMUSSEN Camille	DEN	7.200	4.7		11.900
60	431	WESTLUND Emelie	SWE	7.766	4.1		11.866
61	301	FRYSAK Bianca	AUT	7.566	4.3		11.866
62	368	HILTON Halle	IRL	7.266	4.6		11.866
63	437	TANRIYASUKUR Derin	TUR	7.166	4.9	-0.20	11.866
64	382	ANANJEVA Anastasija	LAT	7.500	4.3		11.800
65	302	MOERZ Alissa	AUT	7.566	4.2		11.766
66	340	VAETTOE Olivia	FIN	7.066	5.0	-0.30	11.766
67	357	KIOSI Christina	GRE	7.066	4.7		11.766
68	304	KICKINGER Selina	AUT	7.333	4.4		11.733
69	441	KRUPA Ilona	UKR	6.833	4.9		11.733
70	429	STAAHL Maya	SWE	7.500	4.2		11.700
71	359	PAGONI Areti Paraskevi	GRE	7.400	4.3		11.700
72	370	HEFFERNAN Jane	IRL	7.200	4.8	-0.30	11.700
73	320	DIMITRIOU Evangelina	CYP	7.366	4.3		11.666
74	315	SULEKIC Sara	CRO	7.333	4.3		11.633
75	423	SIEGENTHALER Stefanie	SUI	7.233	4.4		11.633
76	442	SAVELIEVA Diana	UKR	7.133	4.5		11.633
77	435	YILDIZ Bengisu	TUR	7.100	4.6	-0.10	11.600
78	372	ADALSTEINSDOTTIR	ISL	7.066	4.5		11.566
79	427	SURMANOVA Sara	SVK	7.400	4.1		11.500
80	416	PREDA Andreea	ROU	6.800	4.7		11.500
81	411	MENEZES Maria	POR	7.033	4.5	-0.10	11.433
82	433	PAULSSON Tonya	SWE	7.700	4.3	-0.60	11.400
83	391	DE FREITAS Joana	MON	7.300	4.1		11.400
84	329	JENSEN Natalie	DEN	7.100	4.4	-0.10	11.400
85	353	VOSS Sarah	GER	6.900	4.8	-0.30	11.400
86	324	TRNKOVA Lucie	CZE	7.033	4.3		11.333
87	406	URBANSKA Brygida	POL	7.100	4.4	-0.20	11.300



Results By Apparatus



Rank	Bib	Name	NOC code	E	D	Penalty	Total
88	405	SKALSKA Kaja	POL	7.166	4.1		11.266
89	418	TRTNIK Zala	SLO	6.566	5.0	-0.30	11.266
90	321	ARTAMONOVA Sona	CZE	6.933	4.6	-0.30	11.233
91	373	SUTO Agnes	ISL	7.300	3.9		11.200
92	385	PETROVA Marija	LAT	7.000	4.2		11.200
93	403	GRYGIEL Magdalena	POL	7.066	4.1		11.166
94	389	BORG Ella	MLT	6.966	4.3	-0.10	11.166
95	328	JACOBSEN Sara	DEN	6.966	4.2		11.166
96	306	TEYMUROVA Nazanin	AZE	6.566	4.6		11.166
97	401	ROENBECK Marie	NOR	6.800	4.5	-0.20	11.100
98	388	MORDENTI Celeste	LUX	6.766	4.3	-0.10	10.966
99	363	MAYER Greta	HUN	6.266	5.0	-0.30	10.966
100	312	STOIMENOVA Nikol	BUL	7.033	3.9		10.933
101	351	GOBADZE Ani	GEO	6.933	4.0		10.933
102	383	JUREVICA Katrina	LAT	6.700	4.2		10.900
103	358	TSIORI Magdalini	GRE	7.066	4.0	-0.30	10.766
104	419	HRIBAR Lucija	SLO	6.666	4.4	-0.30	10.766
105	369	MOLLOY Kate	IRL	6.800	3.9		10.700
106	428	BALCOVA Adela	SVK	6.266	4.4		10.666
107	317	ZWICKER Christina	CRO	6.533	4.4	-0.30	10.633
108	409	PARENTE Mariana	POR	6.566	4.3	-0.30	10.566
109	330	BERGHOLT Cecilie	DEN	6.266	4.3		10.566
110	420	SABIC Nina	SRB	6.333	4.2		10.533
111	417	KUNAVR Meta	SLO	7.100	3.7	-0.30	10.500
112	376	TURISKI Andy	ISR	5.833	4.6		10.433
113	305	GAHRAMANOVA Samira	AZE	6.400	4.0		10.400
114	386	BIKINAITE Ula	LTU	6.533	3.6		10.133
115	314	ERCEGOVIC Antea	CRO	7.366	3.2	-0.60	9.966
116	390	VELLA CLARK Tara	MLT	6.133	4.2	-0.40	9.933




Results By Apparatus



Rank	Bib	Name	NOC code	E	D	Penalty	Total
117	319	CHARALAMPOUS Georgia	CYP	6.366	3.5		9.866
118	402	GEMZA Anna	POL	6.000	4.0	-0.30	9.700
119	318	KUKULJAN FRLETA Nika	CRO	4.866	4.5	-0.60	8.766
	380	D'AMATO Asia	ITA	0.000			DNS

NOTE The 8 highest ranked participants in the qualifying competition per apparatus will qualify for the apparatus finals. A maximum number of 2 participant(s) per National Federation are allowed in these finals. 3 reserve participant(s) will be nominated for each final.

LEGEND

 Floor exercise

D Difficulty

E Execution