



RANGLISTE

JUNIORENLÄNDERKAMPF

SCHWEIZ – DEUTSCHLAND

im Trampolinturnen

Tissot Velodrome, Grenchen
21. Oktober 2017

JUNIORENLÄNDERKAMPF SUI-GER

Tissot Velodrome Grenchen

21.10.2017

			Turner 1	Turner 2	Turner 3	Turner 4	Total	Total Team
Schüler	1st	SUI	40.320	41.585	38.010	41.160	123.065	
	2nd	SUI	47.480	24.850	44.150	48.305	139.935	
	Final	SUI	11.170	46.650	45.740	47.680	140.070	403.070
	1st	GER	41.275	41.110	41.875	41.570	124.720	
	2nd	GER	47.575	47.095	49.520	47.940	145.035	
	Final	GER	48.485	47.340	47.435	48.675	144.595	414.350

			Turner 1	Turner 2	Turner 3	Turner 4	Total	Total Team
Jugendturner	1st	SUI	40.285	39.700	44.030	44.680	128.995	
	2nd	SUI	4.995	48.740	55.225	51.510	155.475	
	Final	SUI	45.645	45.645	53.575	52.725	151.945	436.415
	1st	GER	43.275	43.150	43.350	42.675	129.775	
	2nd	GER	49.555	49.235	51.425	50.520	151.500	
	Final	GER	32.240	49.965	51.480	50.950	152.395	433.670

			Paar 1	Paar 2	Total	Total Team
Syn Schüler	1st	SUI	36.390	33.490	36.390	
	2nd	SUI	39.300	37.790	39.300	
	Final	SUI	0.000	0.000	0.000	75.690
	1st	GER	33.800	34.300	34.300	
	2nd	GER	43.540	43.540	43.540	
	Final	GER	0.000	0.000	0.000	77.840

			Paar 1	Paar 2	Total	Total Team
Syn Jugend	1st	SUI	34.500	37.200	37.200	
	2nd	SUI	41.110	30.500	41.110	
	Final	SUI	0.000	0.000	0.000	78.310
	1st	GER	36.780	37.240	37.240	
	2nd	GER	44.060	41.790	44.060	
	Final	GER	0.000	0.000	0.000	81.300

Gesamttotal						SCHWEIZ	993.485
						DEUTSCHLAND	1'007.160











Juniorenländerkampf Schweiz-Deutschland *Event subtitle*
 Individual trampoline – Schüler/innen – Qualification

				S1	S2	S3	S4	S5	S6	S7	S8	S9	S10	L	A	E	D	H	Time	Total	Score
1.	PAHL	Tim	2005	2	2	2	2	4	2	4	2	5	6	0	0	16.9		9.80	15.175	41.875	91.395
			GER	6	2	4	6	6	4	6	4	4	6	0	0	15.2	10.0	9.60	14.720	49.520	
2.	JURK	Clemens	2003	2	2	4	2	6	2	4	2	2	4	2	0	16.8		9.40	15.370	41.570	89.510
			GER	6	4	6	8	6	5	4	3	5	6	5	0	14.2	9.7	9.10	14.940	47.940	
3.	WYSS	Noa	2004	2	5	4	4	6	4	4	3	3	4	0	0	16.1		9.10	15.960	41.160	89.465
			SUI	6	4	4	4	4	3	4	4	7	6	2	0	15.2	9.0	9.30	14.805	48.305	
4.	IMLE	Vanessa	2004	2	2	2	4	6	4	2	4	4	4	0	0	16.6		9.70	14.975	41.275	88.850
			GER	4	5	5	6	5	6	4	4	4	4	0	0	15.3	8.6	9.50	14.175	47.575	
5.	ZIMMERHACKEL	Jana	2003	3	2	2	4	3	4	2	2	4	4	1	0	16.9		9.50	14.710	41.110	88.205
			GER	4	6	6	6	4	5	4	4	4	5	2	0	15.0	8.7	9.50	13.895	47.095	
6.	ZBINDEN	Anja	2004	0	2	2	4	4	4	4	2	2	4	0	0	17.2		9.20	13.920	40.320	87.800
			SUI	4	4	4	4	4	2	4	4	4	6	0	0	16.0	8.4	9.20	13.880	47.480	
7.	FREUND	Finnian	2004	3	6	5	4	6	4	6	5	6	6	1	0	14.8		9.40	13.810	38.010	82.160
			SUI	8	7	8	8	7	6	7	6	7	9	3	0	12.4	9.1	9.30	13.350	44.150	
8.	BITTERLI	Lavinia	2004	2	2	2	3	3	4	4	1	2	4	0	0	17.3		9.50	14.785	41.585	66.435
			SUI	2	2	4	4	5						0	8.3	4.7	4.60	7.250	24.850		

Generated by sporttech.io official scoring system at **Sep 24, 2017 11:15:40 AM**. Live results at www.sporttech.io/explore.











Juniorenländerkampf Schweiz-Deutschland *Event subtitle*
 Individual trampoline – Schüler/innen – Final

				S1	S2	S3	S4	S5	S6	S7	S8	S9	S10	L	A	E	D	H	Time	Total	Score	
1.	JURK	Clemens	 GER	2003	5	2	4	6	5	4	4	4	5	6	2	0	15.3	9.7	8.80	14.875	48.675	48.675
2.	IMLE	Vanessa	 GER	2004	4	4	4	4	4	6	4	4	4	5	0	0	15.7	8.6	9.70	14.485	48.485	48.485
3.	WYSS	Noa	 SUI	2004	6	6	4	4	4	3	6	3	6	6	2	0	15.0	9.0	9.10	14.580	47.680	47.680
4.	PAHL	Tim	 GER	2005	6	4	4	6	6	6	4	6	4	6	0	0	14.8	9.2	9.00	14.435	47.435	47.435
5.	ZIMMERHACKEL	Jana	 GER	2003	4	4	5	4	4	6	4	4	6	5	0	0	15.4	8.7	9.20	14.040	47.340	47.340
6.	BITTERLI	Lavinia	 SUI	2004	6	4	4	6	6	4	6	4	4	6	1	0	14.9	9.4	8.70	13.650	46.650	46.650
7.	FREUND	Finnian	 SUI	2004	8	6	6	7	6	4	6	5	6	8	2	0	13.6	9.1	9.50	13.540	45.740	45.740
8.	ZBINDEN	Anja	 SUI	2004	8	6									0	2.6	1.9	2.60	4.070	11.170	11.170	

Generated by sporttech.io official scoring system at **Sep 16, 2017 4:35:15 PM**. Live results at www.sporttech.io/explore.











Juniorenländerkampf Schweiz-Deutschland *Event subtitle*
 Individual trampoline – Jugendturner/innen – Qualification

				S1	S2	S3	S4	S5	S6	S7	S8	S9	S10	L	A	E	D	H	Time	Total	Score
1.	LACHAVANNE Sébastien	 SUI	2000	2 4	2 4	0 4	1 6	1 5	0 6	4 6	3 6	3 5	4 6	2 1	0 0	17.8 14.7		9.60 16.2 9.00	16.630 15.325	44.030 55.225	99.255
2.	BRUHIN Loan	 SUI	2001	0 3	2 4	0 4	2 6	2 4	2 8	0 7	2 6	2 6	2 7	0 2	0 0	18.6 14.3		9.50 13.1 8.90	16.580 15.210	44.680 51.510	96.190
3.	RÖSLER Manuel	 GER	2002	0 4	0 5	2 5	2 4	2 6	2 6	4 5	4 6	2 4	4 8	1 2	0 0	17.7 14.5		9.50 12.2 9.40	16.150 15.325	43.350 51.425	94.775
4.	BUBNER Jacob	 GER	2002	0 6	2 4	2 6	3 4	2 4	0 6	4 4	5 4	3 6	2 6	4 2	0 0	17.3 14.8		9.40 11.5 9.00	15.975 15.220	42.675 50.520	93.195
5.	BAUMANN Isabel	 GER	2001	0 0	1 1	0 3	2 6	2 6	2 6	2 3	4 4	4 3	4 4	0 2	0 0	17.9 16.2		9.50 9.0 9.00	15.875 15.355	43.275 49.555	92.830
6.	BUCHHOLZ Charmaine	 GER	2000	2 8	2 5	0 6	0 7	3 6	2 8	2 6	4 8	2 6	2 8	0 2	0 0	18.1 13.0		9.60 12.6 9.20	15.450 14.435	43.150 49.235	92.385
7.	TEOLDI Lisa	 SUI	2000	4 6	4 4	4 6	4 4	5 6	2 5	4 6	2 4	4 4	4 6	2 0	0 0	16.1 14.9		9.30 10.6 9.20	14.300 14.040	39.700 48.740	88.440
8.	DIETZEL Sally	 SUI	2002	2 8	2	2	3	4	6	2	1	3	6	2 0	0	16.7 1.2		9.30 1.5 0.80	14.285 1.495	40.285 4.995	45.280

Generated by sporttech.io official scoring system at **Sep 24, 2017 11:19:52 AM**. Live results at www.sporttech.io/explore.



Juniorenländerkampf Schweiz-Deutschland *Event subtitle*
 Individual trampoline – Jugendturner/innen – Final

			S1	S2	S3	S4	S5	S6	S7	S8	S9	S10	L	A	E	D	H	Time	Total	Score	
1.	LACHAVANNE Sébastien	 SUI	2000	4	6	4	5	4	4	6	6	6	6	20	0	12.9	16.2	9.20	15.275	53.575	53.575
2.	BRUHIN Loan	 SUI	2001	4	4	4	2	4	5	4	6	4	6	0	0	15.7	12.9	8.90	15.225	52.725	52.725
3.	RÖSLER Manuel	 GER	2002	4	4	4	4	6	5	4	5	6	8	0	0	15.0	12.2	9.20	15.080	51.480	51.480
4.	BUBNER Jacob	 GER	2002	6	4	6	4	4	5	4	6	5	7	2	0	14.7	11.5	9.50	15.250	50.950	50.950
5.	BUCHHOLZ Charmaine	 GER	2000	6	4	6	6	6	8	6	8	6	6	0	0	13.8	12.6	9.20	14.365	49.965	49.965
6.	TEOLDI Lisa	 SUI	2000	6	4	7	6	8	8	6	4	4	6	2	0	13.9	10.6	9.10	13.585	47.185	47.185
7.	DIETZEL Sally	 SUI	2002	6	6	7	7	7	8	6	6	6	6	2	0	13.3	9.7	8.90	13.745	45.645	45.645
8.	BAUMANN Isabel	 GER	2001	0	0	2	4	4	4						0	10.6	6.9	5.40	9.340	32.240	32.240

Generated by sporttech.io official scoring system at **Sep 16, 2017 4:34:26 PM**. Live results at www.sporttech.io/explore.



Juniorenländerkampf Schweiz-Deutschland *Event subtitle*
 Synchronised trampoline – Synchron Schüler/innen – Qualification

				S1	S2	S3	S4	S5	S6	S7	S8	S9	S10	L	A	E	D	H	Synchro	Total	Score	
1.	PAHL	Tim		2005	1.0	1.5	1.0	1.5	2.0	1.5	2.0	1.0	1.0	2.0	1.0	0	8.45		9.55	16.30	34.300	77.840
	JURK	Clemens		2003	0.5	1.0	1.5	1.5	1.0	2.0	0.5	2.0	2.0	2.0	1.0	0	8.50	7.3	9.60	18.14	43.540	
			GER																			
2.	IMLE	Vanessa		2004	1.0	1.5	0.5	2.0	2.0	2.0	1.5	2.0	2.0	2.5	0.5	0	8.25		9.45	16.10	33.800	77.340
	ZIMMERHACKEL	Jana		2003	2.0	2.0	2.5	2.0	2.5	2.5	3.0	2.0	3.0	3.0	0	0	7.55	8.0	9.85	18.14	43.540	
			GER																			
3.	BITTERLI	Lavinia		2004	0.5	1.0	1.5	2.0	1.5	2.0	1.0	1.0	1.5	2.0	0	0	8.60		9.35	18.44	36.390	75.690
	ZBINDEN	Anja		2004	0	1.0	1.0	1.5	2.0	2.0	2.5	2.0	3.0	0	0	8.30	6.5	9.30	15.20	39.300		
			SUI																			
4.	FREUND	Finnian		2004	1.5	2.0	2.0	2.0	1.5	2.5	2.5	2.0	2.0	3.0	0.5	0	7.85		9.70	15.94	33.490	71.280
	WYSS	Noa		2004	2.0	2.5	2.5	3.0	2.5	2.5	2.5	2.0	2.0	3.0	1.0	0	7.45	5.5	9.50	15.34	37.790	
			SUI																			

Generated by sporttech.io official scoring system at **Sep 24, 2017 11:24:22 AM**. Live results at www.sporttech.io/explore.



Juniorenländerkampf Schweiz-Deutschland *Event subtitle*
 Synchronised trampoline — Synchron Jugendturner/innen — Qualification

				S1	S2	S3	S4	S5	S6	S7	S8	S9	S10	L	A	E	D	H	Synchro	Total	Score	
1.	BAUMANN	Isabel		2001	0	1.0	0	1.0	1.5	1.5	1.5	2.0	1.0	2.0	0	0	8.85		9.75	18.18	36.780	80.840
	BUCHHOLZ	Charmaine		2000	0.5	1.0	1.0	1.0	0.5	2.0	2.0	0.5	1.5	1.5	0.5	0	8.80	6.8	9.70	18.76	44.060	
2.	RÖSLER	Manuel		2002	0	0.5	1.5	1.0	1.0	0.5	2.0	2.5	0.5	1.0	0.5	0	8.90		9.40	18.94	37.240	79.030
	BUBNER	Jacob		2002	1.0	0.5	1.0	1.0	1.0	1.0	2.0	2.5	2.0	3.0	1.5	0	8.35	7.2	9.30	16.94	41.790	
3.	DIETZEL	Sally		2002	0.5	1.0	1.0	2.0	2.0	3.0	1.5	0.5	1.5	2.5	1.0	0	8.35		9.45	16.70	34.500	75.610
	TEOLDI	Lisa		2000	1.0	1.0	1.0	1.5	2.0	3.0	2.0	0.5	1.5	2.5	1.0	0	8.30	5.8	9.35	17.66	41.110	
4.	BRUHIN	Loan		2001	0.5	0.5	0	1.0	1.0	0.5	1.0	2.0	1.5	2.0	0	0	9.00		9.60	18.60	37.200	67.700
	LACHAVANNE	Sébastien		2000	0.5	1.0	0	1.0	0.5	0.5	2.0					0	6.45	4.5	6.35	13.20	30.500	

Generated by sporttech.io official scoring system at **Sep 24, 2017 11:23:22 AM**. Live results at www.sporttech.io/explore.