

























































































Class I Boys (FIG B)































1	 Jeremy Chartier Gymnastics Canada	16.160	42.160	13.3	15.340	51.940	94.100	1	13.3	15.735	53.735
2	 Danil Mussabayev Kazakstan Trampoline 1	16.120	41.420	14.3	15.770	51.970	93.390	3	14.3	15.515	51.715
3	 Michael Goossen Rust-Roest Kon. Turnkr	16.390	42.690	14.0	15.180	50.780	93.470	2	13.8	15.015	51.415
4	 Dimitrios Makris Asteras Pefkis A.o.	14.960	41.260	11.0	14.270	49.270	90.530	7	11.0	14.505	50.005
5	 Ioannis Bali F.O.H. ARIADNI	16.185	41.785	10.5	15.495	48.795	90.580	6	10.5	15.575	49.975
6	 Yerkebulan Temir Kazakstan Trampoline 1	15.540	41.440	13.3	14.570	49.470	90.910	5	13.3	14.710	49.710
7	 Christopher Kuhl TGJ Salzgitter	16.020	40.220	13.5	15.095	49.095	89.315	8	12.7	14.770	48.370
8	 Max van Langen TCG/KDO Apeldoorn	15.370	39.870	13.5	14.700	47.400	87.270	10	13.5	14.830	48.030
9	 Manuel Rösler Munich Airriders	15.105	40.805	9.2	14.540	47.340	88.145	9	9.2	14.915	48.015
10	 Julian Chartier CEA Metz	16.550	43.050	12.2	15.740	49.940	92.990	4	3.1	3.200	10.800
11	 Evangelos Makris Asteras Pefkis A.o.	16.005	40.205	12.0	15.690	46.590	86.795				
12	 Mel van der Kolk TVIJ	15.165	41.065	11.6	13.575	45.475	86.540				
13	 Daan Bergsma Topsport Noord	15.170	39.970	10.5	14.275	46.375	86.345				
14	 Wannes Geens Sterk en Lenig Drogen	14.575	36.975	13.1	14.860	46.260	83.235				
15	 Jacob Cohen Just Bounce Trampoline	15.200	37.900	9.4	14.630	44.930	82.830				
16	 Milco Abrahams Tumoss	14.115	36.815	11.0	14.180	45.380	82.195				
17	 Emre Sörman Flik-Flak	15.080	38.380	10.3	14.180	43.480	81.860				
18	 Michal Pelant Trampoliny Liberec	15.490	38.790	9.3	14.545	42.945	81.735				
19	 Bram Marskamp Topsport Noord	14.680	38.280	9.5	13.570	42.370	80.650				
20	 Zilver Schmitz TCG/KDO Apeldoorn	14.350	38.050	11.3	13.630	42.430	80.480				
21	 Linus Oledal Swedish Gymnastics Fe	14.785	36.585	10.5	14.525	42.525	79.110				
22	 Jarne Windels Gym 90 Beringen	13.830	37.530	8.7	12.850	41.550	79.080				
23	 Matěj Šefr Trampoliny Liberec	15.805	37.705	10.5	14.030	41.230	78.935				
24	 Joney Houben Gym 90 Beringen	14.005	35.705	7.6	14.490	42.590	78.295				
25	 Daan Overbeek TVIJ	14.375	35.575	7.1	14.105	41.205	76.780				
26	 Herman Pettersson Swedish Gymnastics Fe	15.950	36.250	7.7	15.050	40.350	76.600				
27	 Ilja Fjodorovs BJC Daugmale	13.730	34.430	9.1	13.375	42.075	76.505				
28	 Daniel Åkerman Swedish Gymnastics Fe	15.490	35.390	9.5	14.910	41.110	76.500				
29	 Filip Hron Sokol Kampa Praha	13.985	33.285	8.0	14.370	43.170	76.455				

30	 Darwin Billiet Lenig en Vlug	12.930	34.030	7.6	13.155	41.755	75.785
31	 Luuk Swinkels Flik-Flak	13.920	34.920	9.1	13.130	40.630	75.550
32	 Petter Wedberg Swedish Gymnastics Fe	15.720	39.820	9.2	10.915	34.115	73.935
33	 Siebe Wielenga TVIJ	13.230	34.430	7.1	12.645	38.345	72.775
34	 Luis Hagen Blecher TV	12.940	33.340	5.9	13.150	38.550	71.890
35	 Bruno Ferraz Swiss Gymnastics Feder	15.900	40.000	6.3	11.825	31.125	71.125
36	 Sebastien Lachav Swiss Gymnastics Feder	6.715	17.315	14.2	15.095	52.395	69.710
37	 Roel Teillers Triffis Alkmaar	16.290	41.890	7.4	7.550	25.550	67.440
38	 Ryan Bresser Flik-Flak	11.060	28.360	8.4	12.175	38.375	66.735
39	 Yann Amsler Swiss Gymnastics Feder	16.340	42.540	4.8	6.620	21.020	63.560
40	 Kwinten Claes Gym 90 Beringen	6.345	15.445	8.6	15.430	44.530	59.975
41	 Felix Holgersson Swedish Gymnastics Fe	15.545	39.045	6.0	6.165	19.865	58.910
42	 Emiel Vandenber Lenig en Vlug	12.980	17.380	7.7	13.225	40.725	58.105
43	 Filip Klevell Swedish Gymnastics Fe	1.940	6.540	8.4	12.965	42.365	48.905
44	 Alexander Paul Hawaii Trampoline and	1.570	3.670	12.6	12.790	41.790	45.460
45	 Nard Tieleman Forza Gymnastica	12.520	34.020	2.3	2.810	8.810	42.830
46	 William Trentin CEA Metz	14.170	34.570	1.5	1.625	5.125	39.695

Class I Girls (FIG B)

1	 Sophiane Methot Gymnastics Canada	15.120	41.120	11.8	13.905	48.305	89.425	1	12.5	14.165	50.565
2	 Aileen Rösler Munich Airriders	16.210	41.510	10.6	15.165	47.865	89.375	2	10.6	15.470	49.970
3	 Rachel Tam Gymnastics Canada	15.365	40.665	12.9	14.360	48.460	89.125	3	13.1	14.005	46.805
4	 Ellen Heinen Trampoline and Tumblin	14.465	39.265	11.0	13.385	46.985	86.250	7	11.0	13.650	46.550
5	 Olivia Simpson Air Extreme	14.975	38.775	11.3	14.495	46.895	85.670	8	11.3	14.435	46.335
6	 Niamh Slattery Triffis Alkmaar	15.765	40.965	10.6	14.650	46.750	87.715	5	10.7	14.430	46.330
7	 Denisa Lichtágo Sokol Kampa Praha	15.070	38.470	10.2	14.425	46.225	84.695	9	9.0	14.520	45.020
8	 Jessie van Ooijen Flik-Flak	14.540	39.440	9.2	13.610	45.110	84.550	10	7.4	11.110	36.510
9	 Alicia Triebesch CEA Metz	15.525	40.425	9.7	15.130	46.830	87.255	6	3.3	4.670	14.670
10	 Sarah Webster Trampoline and Tumblin	15.620	40.220	12.2	14.695	48.695	88.915	4	1.5	1.545	5.345
11	 Gerlissa van de C TCG/KDO Apeldoorn	15.125	39.225	8.9	14.540	45.040	84.265				
12	 Moira Ciliberto Swiss Gymnastics Feder	14.650	38.750	10.1	14.050	45.050	83.800				

13	 Karolína Dolejšo Trampoliny Liberec	14.810	39.010	8.8	14.305	44.105	83.115
	 Kayttie Nakamur						
14	Hawaii Trampoline and	14.615	37.815	12.2	13.190	45.190	83.005
15	 Marine Prieur CEA Metz	14.450	37.450	8.8	14.385	45.285	82.735
16	 Janina Müller Swiss Gymnastics Feder	14.210	38.310	8.7	13.955	44.155	82.465
17	 Anaïs Breche CEA Metz	14.830	39.130	9.1	13.900	43.200	82.330
18	 Oliwia Szreder Polish Gymnastics Asso	14.675	37.775	8.8	14.065	44.165	81.940
19	 Sydney Senter Hawaii Trampoline and	14.050	38.150	10.2	13.280	43.680	81.830
20	 Gabriela Stöhr Munich Airriders	14.720	38.120	8.9	14.260	43.260	81.380
21	 Anica Noltze Blecher TV	14.655	37.155	8.4	14.560	43.960	81.115
22	 Amélie Pietroniro Gymnaska-Voltigeurs	14.915	37.815	9.1	14.190	43.290	81.105
23	 Selina van Marer TVIJ	13.885	37.285	8.5	13.575	42.975	80.260
24	 Daria Zubrzycka Polish Gymnastics Asso	13.965	36.465	8.8	13.805	43.205	79.670
25	 Gianna Hofer Swiss Gymnastics Feder	13.885	36.185	8.1	13.475	43.475	79.660
26	 Caitlin van den E Flik-Flak	13.255	36.855	8.3	13.095	42.695	79.550
27	 Maia Amano Hawaii Trampoline and	13.705	37.905	9.6	13.200	41.300	79.205
28	 Fabienne Faas TCG/KDO Apeldoorn	14.915	39.215	9.0	12.595	39.895	79.110
29	 Sophie Stroes Flik-Flak	13.365	37.165	8.4	12.920	41.720	78.885
30	 Marie Demeulen Lenig en Vlug	14.165	35.665	8.1	13.910	43.110	78.775
31	 Joanna Pawlowski Polish Gymnastics Asso	15.075	37.775	8.0	14.420	40.920	78.695
32	 Sarah Hunziker Swiss Gymnastics Feder	13.065	35.665	7.2	13.260	42.660	78.325
33	 Fiona Glasl Swiss Gymnastics Feder	14.365	37.965	7.6	13.860	40.360	78.325
34	 Emilia Sajchta Polish Gymnastics Asso	14.385	36.485	5.6	14.465	41.765	78.250
35	 Alva Lemoine Swedish Gymnastics Fe	15.070	36.270	8.2	14.570	41.870	78.140
36	 Renée Demeulen Lenig en Vlug	13.430	35.030	7.9	13.625	43.025	78.055
37	 Shea Silhan Air Extreme	14.180	36.280	10.2	12.935	41.735	78.015
38	 Vanessa Imle TSB Schwäbisch Gmün	13.575	35.575	7.5	13.290	42.290	77.865
39	 Dominika Warch Polish Gymnastics Asso	13.435	35.135	9.3	12.880	42.380	77.515
40	 Hanna De Smet Lenig en Vlug	13.555	35.455	8.1	13.220	41.620	77.075
41	 Katarzyna Bosek Polish Gymnastics Asso	14.990	35.890	8.5	12.835	39.835	75.725
42	 Annick Houthuiz TVIJ	13.585	33.085	7.8	13.565	41.365	74.450

43	 Renée Veltman Flik-Flak	13.305	34.305	7.6	13.490	39.990	74.295
44	 Denise Sprangers Omnia 2000 SV Aalsme	13.100	34.200	7.2	12.875	40.075	74.275
45	 Jana Zimmerhack TSB Schwäbisch Gmün	13.830	34.630	6.5	13.795	39.595	74.225
46	 Anke Boeve Sparta TCG Ermelo	12.535	34.535	7.1	11.790	39.290	73.825
47	 Tessa Boeve Sparta TCG Ermelo	12.700	34.500	7.1	12.205	38.905	73.405
48	 Katie Cowles Triffis Alkmaar	12.345	34.245	5.6	12.225	39.125	73.370
49	 Julia van Ham Flik-Flak	13.225	35.425	7.6	11.515	36.415	71.840
50	 Jaysira Bron Flik-Flak	12.845	31.145	6.9	13.205	40.405	71.550
51	 Elle Edwards TVIJ	12.130	30.830	5.4	13.565	39.165	69.995
52	 Isa Meijerink Sparta TCG Ermelo	12.255	33.355	5.5	12.395	36.595	69.950
53	 Dian van Wiering Omnia 2000 SV Aalsme	12.985	32.785	5.6	12.740	36.940	69.725
54	 Jennifer van Mar TVIJ	13.700	35.800	6.4	10.745	33.545	69.345
55	 Maaïke Spring in TVIJ	13.140	29.240	7.1	13.320	39.820	69.060
56	 Ilse Wolkenfelt Sparta TCG Ermelo	11.475	29.675	5.4	12.850	39.050	68.725
57	 Marisa Lema Vig Triffis Alkmaar	11.060	31.860	5.7	10.915	36.715	68.575
58	 Annika Widman TSB Schwäbisch Gmün	10.690	28.590	5.8	12.985	39.985	68.575
59	 Lara Wolkenfelt Sparta TCG Ermelo	13.070	29.670	5.5	13.200	38.200	67.870
60	 Jule Norbistrath Blecher TV	13.235	34.935	4.8	10.680	32.580	67.515
61	 Dani Mooibroek Sparta TCG Ermelo	6.985	17.885	7.7	13.650	40.150	58.035
62	 Amber Rademak Omnia 2000 SV Aalsme	8.145	21.545	5.2	11.515	35.315	56.860
63	 Rhodé van den B Sparta TCG Ermelo	13.035	33.035	3.4	7.990	23.290	56.325
64	 Anina Wechsler Swiss Gymnastics Feder	15.540	40.940	3.8	4.550	14.750	55.690
65	 Celine Kumpf Brauweiler TuS	15.370	38.270	4.0	4.555	14.855	53.125
66	 Jana Fabig TGJ Salzgitter	13.290	35.390	2.9	5.205	16.105	51.495
67	 Milou Boscher Topsport Noord	4.030	9.630	5.2	12.980	40.080	49.710
68	 Laurence Roux Acrosport Barani Tramp	14.585	36.785	2.1	2.915	9.115	45.900
69	 Tamar Foppen Sparta TCG Ermelo	1.380	3.480	6.6	13.545	37.445	40.925
70	 Britt Klous TVIJ	0.000	0.000	5.2	13.145	37.245	37.245
71	 Femke Van Heu Lenig en Vlug	5.480	13.380	4.7	6.705	20.505	33.885
72	 Tessa de la Parra Sparta TCG Ermelo	1.440	3.540	5.2	7.630	23.630	27.170