











2014 Trampoline & Tumbling World Age Group Competitions Daytona Beach, USA, 13-16 November 2014
Individual trampoline, 13-14 Men – Qualification – Results

					S1	S2	S3	S4	S5	S6	S7	S8	S9	S10	L	A	E	Diff.	Time	Total	Score	
1.	#322	WALKES	Corey	GBR	2001	0	1	0	1	2	1	1	1	1	2	0	0	27.0		17.275	44.275	95.945
						2	3	2	2	3	2	3	2	3	3	1	0	22.2	13.5	15.970	51.670	
2.	#321	STAMP	Andrew	GBR	2001	1	0	0	1	1	0	1	2	1	1	0	0	27.6		16.755	44.355	95.675
						2	2	2	1	1	1	2	2	2	2	1	0	24.6	10.5	16.220	51.320	
3.	#324	NORTHOVER	Rhys	GBR	2000	0	1	1	2	2	2	1	1	2	2	1	0	25.5		17.285	42.785	94.710
						2	3	3	3	3	2	3	2	2	3	0	0	22.2	13.7	16.025	51.925	
4.	#484	UNNO	Hiroto	JPN	2000	0	1	1	1	2	2	2	2	1	2	0	0	25.8		16.755	42.555	94.625
						2	2	2	2	2	3	3	3	3	2	0	0	22.8	13.3	15.970	52.070	
5.	#158	CHARTIER	Jeremy	CAN	2001	1	2	2	2	2	2	2	1	1	2	0	0	24.9		15.630	40.530	92.515
						2	2	3	2	2	2	3	2	2	2	1	0	23.1	13.1	15.785	51.985	
6.	#412	SCHULDТ	Matthias	GER	2000	1	2	1	1	1	1	2	2	1	3	1	0	25.2		16.800	42.000	92.190
						3	3	3	3	3	3	3	3	3	4	0	0	20.7	13.5	15.990	50.190	
7.	#546	RODRIGUEZ HERNANDEZ	Victor	MEX	2001	1	1	1	2	1	1	2	1	2	3	0	0	25.5		16.505	42.005	92.105
						2	2	3	2	2	2	2	2	2	3	0	0	23.4	10.9	15.800	50.100	
8.	#854	LACHAVANNE	Sebastien	SUI	2000	2	2	1	1	3	2	1	2	2	2	0	0	24.6		16.490	41.090	91.935
						2	3	2	2	3	3	3	3	3	3	1	0	21.6	13.7	15.545	50.845	
9.	#323	BURAVYTSKIY	Peter	GBR	2001	0	0	0	1	1	1	2	1	1	1	0	0	27.6		15.170	42.770	91.875
						2	2	2	2	2	3	2	2	2	3	0	0	23.4	11.1	14.605	49.105	
10.	#868	HOLGERSSON	Sven Felix	SWE	2000	1	1	2	2	2	1	2	1	1	1	0	0	25.8		16.080	41.880	91.215
						3	3	3	4	3	3	2	2	2	3	1	0	21.3	13.3	14.735	49.335	
11.	#753	KOCHETKOV	Sergey	RUS	2001	2	2	2	1	1	2	2	1	1	1	1	0	25.2		16.275	41.475	90.450
						2	1	2	3	2	1	2	2	2	2	5	0	22.8	11.0	15.175	48.975	
12.	#142	YORDANOV	Ivelin	BUL	2000	2	1	1	1	3	2	1	1	2	1	1	0	25.2		16.470	41.670	90.325
						3	2	3	3	3	3	2	2	2	3	1	0	21.9	11.5	15.255	48.655	
13.	#485	SHINTANI	Ryosuke	JPN	2000	0	1	1	2	2	1	1	0	2	2	1	0	26.1		16.655	42.755	90.255
						2	3	3	2	2	1	2	3	2	2	1	0	23.1	8.8	15.600	47.500	
14.	#751	NOVIKOV	Roman	RUS	2000	3	2	3	2	1	3	2	2	3	2	0	0	23.1		16.045	39.145	90.185
						2	2	2	2	2	2	2	2	2	3	0	0	23.7	11.2	16.140	51.040	
15.	#99	FELIX DE MOURA	Pedro	BRA	2001	1	0	1	2	2	1	1	2	1	2	0	0	26.1		15.785	41.885	90.180
						2	2	3	3	3	2	2	3	2	2	1	0	22.5	11.2	14.595	48.295	
16.	#853	AMSLER	Yann	SUI	2000	1	1	2	2	2	2	1	2	2	2	0	0	24.9		16.450	41.350	90.180
						2	2	3	2	3	2	3	3	3	4	2	0	21.3	11.7	15.830	48.830	
17.	#450	MAKRIS	Dimitrios	GRE	2001	1	0	1	1	1	2	1	0	2	3	1	0	26.1		15.275	41.375	89.935
						2	1	2	2	3	2	2	2	2	2	1	0	23.7	10.4	14.460	48.560	
18.	#287	RIOU	Florestan	FRA	2001	2	3	2	2	2	2	2	1	2	2	0	0	24.0		16.315	40.315	89.590
						2	2	2	2	2	2	3	2	2	3	0	0	23.4	10.4	15.475	49.275	
19.	#21	WIZANI	Benny	AUT	2001	0	0	1	1	2	3	3	1	2	2	2	0	24.9		16.015	40.915	89.495
						3	3	2	2	3	4	3	3	3	4	2	0	20.4	12.7	15.480	48.580	
20.	#286	DURAND	Valentin	FRA	2000	1	1	1	2	3	2	1	1	1	2	1	0	25.2		15.880	41.080	89.380
						3	3	2	3	2	2	2	2	2	2	0	0	23.1	9.8	15.400	48.300	
21.	#71	SHAIKO	Anton	BLR	2001	0	1	1	2	2	2	2	1	2	2	0	0	25.5		15.100	40.600	89.375
						2	2	3	1	3	3	3	3	2	3	1	0	22.2	12.3	14.275	48.775	
22.	#157	LAVALLEE	Zachary	CAN	2000	1	1	1	1	1	1	2	2	1	1	0	0	26.4		14.835	41.235	88.860
						2	2	2	3	2	2	2	2	2	3	2	0	22.8	10.3	14.525	47.625	
23.	#549	OMMUNDSEN G CANTON	Olsen	MEX	2000	2	2	1	2	2	1	1	1	1	1	2	0	25.2		15.290	40.490	88.620
						2	1	2	2	3	2	2	2	2	3	1	0	23.4	9.1	15.630	48.130	
24.	#882	GURER	Afer Mert	TUR	2000	1	1	1	2	2	2	1	2	2	2	0	0	25.2		14.990	40.190	87.330
						2	2	2	1	2	2	2	2	2	2	0	1	24.0	8.0	15.140	47.140	
25.	#593	VAN DER KOLK	Mel	NED	2000	2	3	2	2	1	1	2	1	1	2	2	0	24.3		15.290	39.590	87.025
						2	1	3	2	2	2	2	2	3	3	1	0	23.1	10.0	14.335	47.435	
26.	#547	PARDIO CERON	Jose Antonio	MEX	2000	2	1	1	1	2	2	3	2	3	4	1	0	23.4		15.965	39.365	86.965
						2	2	2	3	2	3	2	2	2	3	0	0	23.1	9.5	15.000	47.600	
27.	#592	ABRAHAMS	Michael	NED	2001	1	1	2	1	2	2	1	2	2	2	2	0	24.6		15.555	40.155	86.870
						2	2	3	3	3	3	3	3	4	4	1	0	20.7	11.1	14.915	46.715	
28.	#276	TUURI	Antti Aaron Alexander	FIN	2000	2	2	2	2	3	3	3	2	2	2	0	0	23.1		15.640	38.740	86.430
						3	2	3	2	3	2	2	3	3	3	1	0	21.9	10.4	15.390	47.690	
29.	#660	FERNANDES	Afonso	POR	2000	1	1	1	1	2	2	2	3	2	2	0	0	24.9		15.945	40.845	86.070
						3	3	3	3	3	2	3	3	2	4	10	0	18.3	11.9	15.025	45.225	

						S1	S2	S3	S4	S5	S6	S7	S8	S9	S10	L	A	E	Diff.	Time	Total	Score
1.	#484	UNNO	Hiroto	 JPN	2000	2	2	2	2	2	2	1	2	2	2	0	0	24.3	12.9	16.310	53.510	53.510
2.	#322	WALKES	Corey	 GBR	2001	2	2	2	2	3	3	3	2	1	2	1	0	23.1	13.5	16.115	52.715	52.715
3.	#321	STAMP	Andrew	 GBR	2001	2	2	2	1	1	1	1	1	1	2	1	0	25.5	10.5	16.335	52.335	52.335
4.	#854	LACHAVANNE	Sebastien	 SUI	2000	2	2	3	2	3	2	2	3	3	3	0	0	22.5	13.7	15.860	52.060	52.060
5.	#158	CHARTIER	Jeremy	 CAN	2001	2	3	3	2	3	2	2	2	2	3	0	0	22.8	13.1	15.735	51.635	51.635
6.	#546	RODRIGUEZ HERNANDEZ	Victor	 MEX	2001	2	2	3	2	2	2	2	2	3	3	0	0	23.1	10.9	15.995	49.995	49.995
7.	#412	SCHULDT	Matthias	 GER	2000	3	3	2	2	3	2	3				0	15.6	9.8	11.205	36.605	36.605	
8.	#324	NORTHOVER	Rhys	 GBR	2000	2	3	3	4							0	8.4	5.8	6.730	20.930	20.930	

Generated by sporttech.io official scoring system at **Nov 14, 2014 7:24:56 PM**. Live results at www.sporttech.io/explore.





2014 Trampoline & Tumbling World Age Group Competitions Daytona Beach, USA, 13–16 November 2014
Individual trampoline, 11-12 Women – Qualification – Results








					S1	S2	S3	S4	S5	S6	S7	S8	S9	S10	L	A	E	Diff.	Time	Total	Score
1.	#763	NAZUKOVA	Daria	RUS	2003	0	0	0	0	1	1	0	0	0	4	1	0	27.9	15.485	43.385	92.925
						2	1	2	1	1	2	2	1	2	3	1	0	24.6	10.5	14.440	49.540
2.	#76	SHADZKO	Palina	BLR	2003	0	1	0	1	1	1	0	0	1	2	0	0	27.9	15.520	43.420	91.805
						2	2	1	2	2	1	2	2	2	2	0	0	24.6	8.9	14.885	48.385
3.	#764	FETKULINA	Ekaterina	RUS	2002	1	1	0	0	1	1	1	1	0	1	0	0	27.9	15.195	43.095	90.925
						2	2	2	2	1	3	2	2	2	2	0	0	24.0	9.7	14.130	47.830
4.	#762	KHODEVTSEVA	Viktoriiia	RUS	2002	0	1	1	1	1	1	0	1	1	1	1	0	27.3	15.260	42.560	90.400
						2	1	3	2	2	1	2	3	2	2	0	0	24.0	10.1	13.740	47.840
5.	#761	BELIANKINA	Vera	RUS	2002	1	1	0	1	1	1	2	1	0	1	0	0	27.3	14.960	42.260	89.830
						2	3	2	2	1	2	2	2	2	2	0	0	24.0	8.9	14.670	47.570
6.	#905	BRUNS	Miah Lu Elisabeth	USA	2003	1	1	1	2	1	1	2	2	2	2	0	0	25.5	15.035	40.535	87.630
						2	3	3	2	2	2	4	2	2	3	1	0	22.2	9.9	14.995	47.095
7.	#906	UNDERWOOD	McKeely Grace	USA	2003	1	3	0	1	2	1	1	1	2	2	0	0	26.4	14.520	40.920	86.810
						2	2	2	4	3	2	2	2	1	3	0	0	23.1	8.8	13.990	45.890
8.	#425	STOHR	Gabriela	GER	2002	1	1	0	2	1	1	2	2	2	2	0	0	25.8	15.160	40.960	86.035
						2	3	3	3	3	2	2	3	3	3	0	0	21.9	8.7	14.475	45.075
9.	#328	SONGHURST	Madeleine	GBR	2002	1	2	1	1	1	2	2	2	1	2	0	0	25.5	15.355	40.855	85.860
						3	2	3	2	2	2	2	3	2	1	0	22.8	7.6	14.605	45.005	
10.	#330	HOVE	Brodie Ellis	GBR	2003	0	1	0	2	2	2	2	2	1	2	0	0	25.8	14.320	40.120	85.555
						2	3	2	2	2	2	3	2	2	2	0	0	23.4	8.1	13.935	45.435
11.	#327	CLARKE	Jessica Ann	GBR	2002	2	1	0	2	2	2	2	2	1	2	0	0	25.2	15.090	40.290	85.265
						3	3	3	2	3	3	3	3	2	2	1	0	21.6	8.6	14.775	44.975
12.	#329	HEONOS	Erifilly Dorothea Christina	GBR	2002	2	3	0	2	2	1	1	2	2	2	0	0	24.9	14.820	39.720	85.100
						2	3	2	3	3	2	2	3	2	3	1	0	22.2	8.8	14.380	45.380
13.	#907	NAKAMURA	Kayttie Hi'llani Midori	USA	2002	2	2	2	2	2	2	1	2	2	2	0	0	24.3	13.955	38.255	84.540
						2	2	3	2	4	3	3	2	2	0	0	22.5	10.3	13.485	46.285	
14.	#452	STAVROU	Anna Melina	GRE	2003	1	1	0	1	1	1	1	2	2	3	1	0	25.8	13.495	39.295	84.390
						2	3	2	1	2	2	2	2	2	3	1	0	23.4	8.3	13.395	45.095
15.	#904	MAZZA	Jenna Rose	USA	2002	0	1	1	2	1	2	1	2	1	2	0	0	26.1	14.195	40.295	85.105
						2	2	3	4	4	3	3	3	3	3	1	0	20.7	9.1	13.010	42.810
16.	#673	CAMPOS OLIVEIRA	Ana	POR	2002	2	2	1	2	2	3	2	1	2	2	0	0	24.3	13.865	38.165	82.885
						2	2	2	3	2	2	2	3	2	3	0	0	23.1	8.2	13.420	44.720
17.	#519	BAYAUBAYEVA	Danel	KAZ	2002	1	2	2	1	2	2	2	1	1	2	0	0	25.2	14.900	40.100	82.645
						3	2	3	3	2	2	3	3	3	3	10	0	18.9	9.6	14.045	42.545
18.	#102	FERREIRA	Rafaela Yara	BRA	2002	3	3	2	2	2	2	2	2	1	2	2	0	23.1	14.480	37.580	82.355
						2	3	2	3	2	2	2	2	3	3	2	0	22.2	8.1	14.475	44.775
19.	#424	SCHULDT	Christine	GER	2002	2	2	1	2	2	1	2	2	2	3	0	0	24.3	14.235	38.535	82.045
						3	4	4	4	3	3	3	2	2	4	0	0	20.4	9.4	13.710	43.510
20.	#858	MUSSMANN	Emily	SUI	2002	1	1	1	2	2	3	2	1	1	2	1	0	24.9	14.805	39.705	81.790
						2	2	2	3	3	3	3	2	3	10	0	19.5	8.3	14.285	42.085	
21.	#296	ANTUNES LUIS	Océane	FRA	2002	1	1	1	2	2	3	2	1	2	3	0	0	24.6	13.960	38.560	81.130
						2	2	4	2	4	3	3	3	3	3	0	0	21.3	7.1	14.170	42.570
22.	#671	BAPTISTA BRAS	Joana	POR	2002	2	2	2	2	1	2	3	1	2	4	0	0	23.7	13.630	37.330	80.660
						3	3	2	3	3	3	2	2	3	3	1	0	21.9	7.8	13.630	43.330
23.	#856	HOFER	Gianna	SUI	2002	1	2	1	2	2	2	2	3	1	2	0	0	24.6	14.110	38.710	79.370
						2	2	2	3	4	3	3	2	2	4	10	0	18.9	8.1	13.660	40.660
24.	#859	HAESLER	Noemi Alina	SUI	2003	1	1	0	2	3	3	3	3	2	3	1	0	23.4	13.355	36.755	78.185
						3	2	3	3	3	3	3	2	2	3	1	0	21.9	6.3	13.230	41.430
25.	#600	STROES	Sophie Louise	NED	2003	2	2	3	3	2	2	2	1	2	3	2	0	22.8	13.255	36.055	78.015
						3	2	2	2	2	3	3	3	4	4	2	0	21.0	7.8	13.160	41.960
26.	#674	SILVA ALVES	Maria Joao	POR	2003	1	1	2	2	3	2	2	2	3	3	2	0	23.1	13.745	36.845	77.825
						3	2	4	3	2	3	4	2	2	3	2	0	21.0	6.7	13.280	40.980
27.	#601	VAN DEN HEUVEL	Caitlin Maria	NED	2003	2	2	2	2	2	2	2	2	2	4	1	0	23.1	12.980	36.080	77.710
						3	2	3	3	1	2	3	3	3	4	2	0	21.3	7.1	13.230	41.630
28.	#103	BOCK NEIVA CAMPOS	Barbara	BRA	2002	2	3	2	2	3	2	2	3	2	3	1	0	22.5	13.175	35.675	76.425
						3	4	4	3	3	3	2	2	3	4	0	0	20.7	6.3	13.750	40.750
29.	#557	CASTELLANOS REMES	Gabriela	MEX	2002	1	2	2	2	3	3	3	2	2	4	0	0	22.8	12.965	35.765	76.280
						2	2	2	2	2	3	3	3	4	5	0	0	21.6	6.2	12.715	40.515
30.	#558	GONZALEZ MARIN	Maria Jose	MEX	2003	1	2	2	2	3	2	3	2	1	3	0	0	23.7	12.840	36.540	76.095
						1	2	2	2	3	3	3	4	2	4	2	0	21.6	5.4	12.555	39.555
31.	#857	HUNZIKER	Sarah	SUI	2002	1	1	0	1	2	2	2	3	2	3	1	0	24.6	13.205	37.805	75.250
						2	3	3	3	3	2	3	3	4	0	0	19.2	6.6	11.645	37.445	
32.	#647	ZUBRZYCKA	Daria Alicja	POL	2002	1	3	2	3	3	3	3	2	2	3	1	0	22.2	14.230	36.430	73.975
						3	3	3	3	3	4	4	4	5	0	0	17.4	7.6	12.545	37.545	
33.	#672	DINIS ABRANTES	Joana	POR	2002	1	1	1	2	2	3	3	2	4	0	0	21.3	11.870	33.170	73.480	
						3	2	3	3	3	2	2	3	3	3	0	0	21.9	5.9	12.510	40.310
34.	#461	MAGUIRE	Holly Megan	IRL	2002	2	1	1	2	4	4	3	3	3	4	2	0	21.3	12.655	33.955	72.635

					S1	S2	S3	S4	S5	S6	S7	S8	S9	S10	L	A	E	Diff.	Time	Total	Score	
1.	#767	LEBEDEVA	Iana	RUS	2001	0	1	1	0	1	1	1	1	0	0	0	0	28.2		15.920	44.120	94.685
						2	2	2	2	2	1	1	1	2	2	0	0	24.9	10.4	15.265	50.565	
2.	#428	BAUMANN	Isabel Julie	GER	2001	1	1	0	1	1	1	2	2	1	2	0	0	26.4		15.805	42.205	90.730
						1	2	2	2	2	2	3	2	2	2	0	0	24.0	9.1	15.425	48.525	
3.	#78	KHATSIAN	Anhelina	BLR	2000	1	1	1	1	2	2	2	1	2	2	0	0	25.5		16.215	41.715	90.715
						2	1	2	2	2	3	2	2	2	2	0	0	23.4	10.2	15.400	49.000	
4.	#77	MANKEVICH	Palina	BLR	2000	1	1	1	2	2	2	1	2	2	1	0	0	25.5		15.475	40.975	90.630
						2	1	3	2	2	2	2	1	2	2	0	0	24.3	10.2	15.155	49.655	
5.	#909	STEVENS	Jessica Jane	USA	2000	1	1	1	1	1	2	2	2	2	2	0	0	25.5		16.095	41.595	90.445
						3	3	3	2	3	3	2	2	2	3	1	0	21.9	12.0	14.950	48.850	
6.	#768	POTAPOVA	Anastasiia	RUS	2001	1	2	1	1	1	1	2	1	1	0	2	0	26.1		15.240	41.340	90.270
						3	2	3	2	2	1	2	1	2	2	0	0	24.0	10.3	14.630	48.930	
7.	#297	AUBREE	Perle	FRA	2000	2	1	0	1	1	2	1	1	1	2	2	0	25.8		15.310	41.110	90.125
						2	2	2	2	3	2	1	1	1	2	0	0	24.6	9.6	14.815	49.015	
8.	#676	CORREIA	Sofia	POR	2001	1	1	1	1	1	1	0	2	3	0	0	26.4		15.125	41.525	88.900	
						3	2	3	2	2	1	2	2	2	3	2	0	22.8	9.9	14.675	47.375	
9.	#910	HANSEN	Virginia	USA	2000	1	1	2	2	1	2	2	1	1	2	1	0	25.2		15.385	40.585	88.675
						3	3	4	3	3	2	2	3	3	3	0	0	21.3	12.3	14.490	48.090	
10.	#604	VAN OOIJEN	Jessie	NED	2000	1	1	0	1	1	2	1	1	1	2	2	0	26.1		14.835	40.935	88.270
						1	2	2	3	2	1	1	1	2	4	1	0	24.0	8.9	14.435	47.335	
11.	#908	VIGIL	Alexi Hope	USA	2001	2	2	2	2	2	2	1	2	2	3	1	0	23.7		15.615	39.315	88.270
						2	2	2	2	2	3	3	3	2	4	0	0	22.5	11.2	15.255	48.955	
12.	#331	DAVIES WILLIAMS	Bethan	GBR	2000	1	2	2	2	1	0	2	2	1	2	0	0	25.5		15.475	40.975	88.070
						2	2	3	2	3	3	3	3	3	3	0	0	21.9	10.5	14.695	47.095	
13.	#911	TOWNSEND	Carly	USA	2000	1	1	1	2	2	2	2	2	2	2	2	0	24.3		15.320	39.620	88.060
						3	3	3	2	3	3	3	3	3	4	2	0	20.4	13.1	14.940	48.440	
14.	#426	AMEDICK	Carlotta	GER	2000	1	1	1	2	2	1	2	1	1	2	0	0	25.8		14.830	40.630	87.965
						3	2	2	2	2	2	2	2	3	3	0	0	23.1	9.9	14.335	47.335	
15.	#563	GOMEZ SOLORZANO	Denisse	MEX	2000	1	1	2	1	1	1	2	1	1	2	0	0	26.1		15.095	41.195	87.550
						3	3	2	2	2	3	3	2	2	3	1	0	22.2	9.8	14.355	46.355	
16.	#298	TRIEBSCH	Alicia	FRA	2000	1	1	0	1	1	2	2	1	1	1	0	0	26.7		15.650	42.350	87.485
						3	3	3	2	3	2	3	3	3	3	1	0	21.3	9.1	14.735	45.135	
17.	#105	SOUZA SAMPAIO	Lorrane	BRA	2000	1	1	1	2	2	2	2	2	2	2	1	0	24.6		15.875	40.475	87.460
						3	2	3	3	3	3	3	2	2	4	1	0	21.3	10.4	15.285	46.985	
18.	#561	SEGUNDO CORONA	Beatriz	MEX	2001	1	1	1	2	1	2	2	1	2	2	0	0	25.5		14.940	40.440	87.330
						2	2	3	2	2	3	2	3	3	3	0	0	22.5	10.3	14.090	46.890	
19.	#333	LEIGH-WARREN	Isobel Rose	GBR	2000	2	1	2	2	3	3	1	2	2	2	0	0	24.0		15.100	39.100	86.860
						3	2	2	2	3	2	3	2	2	2	0	0	23.1	9.7	14.960	47.760	
20.	#145	KRASTEVA	Kristiyana	BUL	2000	1	2	2	2	1	2	2	2	2	2	1	0	24.3		14.615	38.915	86.535
						1	1	2	2	2	2	2	2	3	3	0	0	24.0	8.8	14.820	47.620	
21.	#602	KOUWENHOVEN	Jennifer Rosan	NED	2001	1	1	1	2	2	2	2	0	1	2	0	0	25.8		14.610	40.410	86.420
						2	0	2	2	1	2	3	2	2	3	1	0	24.0	7.9	14.110	46.010	
22.	#766	SARVILINA	Polina	RUS	2001	3	2	2	2	2	2	1	1	1	0	0	24.6		15.525	40.125	86.225	
						3	2	3	2	3	3	3	2	2	0	0	22.5	8.5	15.100	46.100		
23.	#861	CILIBERTO	Moira	SUI	2000	2	1	0	2	1	2	2	2	2	2	1	0	24.9		15.185	40.085	85.725
						3	3	4	3	2	2	3	2	3	3	1	0	21.3	9.7	14.640	45.640	
24.	#860	MUELLER	Janina Laura	SUI	2000	1	1	0	1	2	1	1	1	1	2	1	0	26.4		15.110	41.510	85.705
						3	3	4	2	3	3	4	3	2	4	1	0	20.4	9.7	14.095	44.195	
25.	#279	WALTA	Lili Ilona	FIN	2001	2	2	2	2	1	3	3	1	1	2	1	0	24.0		15.025	39.025	85.585
						1	1	2	2	3	3	3	2	2	2	0	0	23.7	7.6	15.260	46.560	
26.	#603	VAN DE GROEP	Gerrie Elisa	NED	2000	2	1	2	2	2	2	2	2	2	3	1	0	23.7		15.440	39.140	84.770
						3	3	4	3	3	4	3	2	2	2	0	0	21.3	9.9	14.430	45.630	
27.	#278	WALDEN	Elsa Anna Elina	FIN	2000	1	3	2	3	3	3	4	1	2	2	0	0	23.1		15.665	38.765	84.595
						2	2	2	4	1	2	3	2	3	3	10	0	19.8	10.3	15.730	45.830	
28.	#863	WECHSLER	Anina	SUI	2001	1	1	0	2	2	2	3	2	2	2	0	0	24.9		15.140	40.040	84.585
						2	3	3	4	3	3	4	2	2	2	1	0	21.3	9.0	14.245	44.545	
29.	#678	LI	Tatiana	POR	2001	1	2	2	2	2	2	2	1	2	3	1	0	24.0		14.885	38.885	84.360
						3	2	3	3	2	3	3	2	2	3	1	0	21.9	9.1	14.475	45.475	
30.	#562	GARCIA GARCIA	Mariola	MEX	2000	2	1	2	2	2	2	1	2	2	1	5	0	23.4		15.330	38.730	83.880
						3	2	2	2	3	4	3	3	3	4	1	0	21.0	10.0	14.150	45.150	
31.	#277	TUJULA	Oona Anniina	FIN	2001	2	2	3	2	2	3	2	2	2	1	1	0	23.4		14.960	38.360	83.815
						2	3	3	2	2	3	2	2	2	3	0	0	22.8	8.2	14.455	45.455	
32.	#605	FAAS	Fabiënne Maylèn Trijneke	NED	2000	2	2	2	3	2	3	2	2	2	2	0	0	23.4		15.235	38.635	83.150
						4	3	3	2	3	3	3	3	3	3	1	0	20.7	9.2	14.615	44.515	
33.	#269	KAASIK	Krete	EST	2000	2	2	2	2	3	3	2	1	3	2	0	0	23.4		15.450	38.850	82.970

						S1	S2	S3	S4	S5	S6	S7	S8	S9	S10	L	A	E	Diff.	Synchro	Total	Score
1.	#763 NAZUKOVA	Daria		RUS	2003	1	1.5	2	0.5	1	1	1	1	2	1	0	0	17.6	8.3	19.0	44.900	44.900
	#764 FETKULINA	Ekaterina		RUS	2002																	
2.	#761 BELIANKINA	Vera		RUS	2002	2	2	2	2	1.5	2	2	1	2	2	0	0	16.3	8.1	16.8	41.200	41.200
	#762 KHODEVTSEVA	Viktoriia		RUS	2002																	
3.	#327 CLARKE	Jessica Ann		GBR	2002	2.5	2	3	3	2.5	3	2.5	2	2	3	0	0	14.9	7.6	18.0	40.500	40.500
	#328 SONGHURST	Madeleine		GBR	2002																	
4.	#856 HOFER	Gianna		SUI	2002	1	1	0.5	1.5	2	2.5	2	2	2	3	0	0	16.5	4.8	18.6	39.900	39.900
	#858 MUSSMANN	Emily		SUI	2002																	
5.	#424 SCHULDT	Christine		GER	2002	2	3	4	3	3	2	3	2.5	3	3	1	0	14.1	8.0	17.8	39.900	39.900
	#425 STOEHR	Gabriela		GER	2002																	
6.	#905 BRUNS	Miah Lu Elisabeth		USA	2003	1	2	2	2	1	2	2	1.5	2	2	1	0	16.3	8.5	15.0	39.800	39.800
	#907 NAKAMURA	Kayttie Hi'llani Midori		USA	2002																	
7.	#857 HUNZIKER	Sarah		SUI	2002	1	1.5	0	2	2	3	2.5	2.5	2	3	1	0	15.9	4.8	19.0	39.700	39.700
	#859 HAESLER	Noemi Alina		SUI	2003																	
8.	#904 MAZZA	Jenna Rose		USA	2002	2	2	2.5	2.5	2.5	3.5	3.5	2.5	3	4	2	0	14.0	8.3	17.2	-0.4 → 39.100	39.100
	#906 UNDERWOOD	McKeely Grace		USA	2003																	
9.	#600 STROES	Sophie Louise		NED	2003	3	2	2	2.5	2	3.5	3	1.5	3	3.5	0	0	14.8	7.1	17.0	38.900	38.900
	#601 VAN DEN HEUVEL	Caitlin Maria		NED	2003																	
10.	#671 BAPTISTA BRAS	Joana		POR	2002	2	2	2	2	1	2.5	3	4	2.5	3	0.5	0	15.1	6.3	17.2	38.600	38.600
	#673 CAMPOS OLIVEIRA	Ana		POR	2002																	
11.	#672 DINIS ABRANTES	Joana		POR	2002	1.5	1.5	0.5	3	3	3	3	3.5	1.5	2.5	1	0	15.2	3.9	18.6	37.700	37.700
	#690 RIBEIRO GUIMARAES	Sofia Alexandra		POR	2002																	
12.	#329 HEONOS	Erifilly Dorothea Christina		GBR	2002	2	3	3									0	4.4	3.4	4.0	11.800	11.800
	#330 HOVE	Brodie Ellis		GBR	2003																	

















Generated by sporttech.io official scoring system at Nov 14, 2014 5:06:05 PM. Live results at www.sporttech.io/explore.



						S1	S2	S3	S4	S5	S6	S7	S8	S9	S10	L	A	E	Diff.	Syncho	Total
1.	#765 GOLOTA	Meri		RUS	2000	1.5	1	1.5	1.5	2	2	2	1	2	1.5	0	0	16.8	8.8	19.4	45.000
	#767 LEBEDEVA	lana		RUS	2001																
2.	#77 MANKEVICH	Palina		BLR	2000	1	1.5	2.5	2	2	2.5	2	2.5	2.5	2.5	0	0	15.8	9.2	19.0	44.000
	#78 KHATSIAN	Anhelina		BLR	2000																
3.	#909 STEVENS	Jessica Jane		USA	2000	3	2	3	2.5	3	2	3	3.5	3	3	1.5	0	14.1	11.3	17.2	42.600
	#910 HANSEN	Virginia		USA	2000																
4.	#561 SEGUNDO CORONA	Beatriz		MEX	2001	2.5	1.5	3	3	3	2	2.5	3	2.5	2.5	2	0	14.5	9.6	18.2	42.300
	#563 GOMEZ SOLORZANO	Denisse		MEX	2000																
5.	#908 VIGIL	Alexi Hope		USA	2001	3	2	2	1.5	2	2.5	2	2.5	2.5	2	1	0	15.4	9.2	17.6	42.200
	#911 TOWNSEND	Carly		USA	2000																
6.	#427 BUCHHOLZ	Charmaine		GER	2000	2	3	2	2.5	2	2	2.5	2	2.5	2	0	0	15.5	8.5	17.8	41.800
	#428 BAUMANN	Isabel Julie		GER	2001																
7.	#105 SOUZA SAMPAIO	Lorrane		BRA	2000	2.5	2.5	2.5	3	2.5	2	2.5	2.5	3	3	0.5	0	14.7	8.1	19.0	41.800
	#106 SILVA RODRIGUES	Maria		BRA	2000																
8.	#603 VAN DE GROEP	Gerrie Elisa		NED	2000	2.5	3	3	2.5	2.5	3	3	3	3	3.5	0.5	0	14.1	8.5	19.2	41.800
	#605 FAAS	Fabiënne Maylèn Trijneke		NED	2000																
9.	#297 AUBREE	Perle		FRA	2000	2	3	2	2	2	2	2	1.5	1.5	2	1	0	15.8	8.1	17.8	41.700
	#298 TRIEBSCH	Alicia		FRA	2000																
10.	#332 HORAN	Lucy		GBR	2001	3	2.5	3	1.5	2.5	2	2	2	2.5	3	0	0	15.2	8.8	17.6	41.600
	#333 LEIGH-WARREN	Isobel Rose		GBR	2000																
11.	#860 MUELLER	Janina Laura		SUI	2000	1.5	3	3.5	3	3.5	3	3.5	2.5	3	3.5	1	0	13.8	8.8	18.2	40.800
	#861 CILIBERTO	Moira		SUI	2000																
12.	#426 AMEDICK	Carlotta		GER	2000	2	2	2.5	2.5	2	2	2.5	2.5	3	2.5	1	0	15.1	8.0	15.8	38.900
	#429 STAIBER	Selina Vanessa		GER	2001																
13.	#676 CORREIA	Sofia		POR	2001	2	2	1	2	2.5	2	1	2	2.5	3.5	0.5	5	14.8	5.7	16.8	37.300
	#691 HORTA	Mariana		POR	2001																
14.	#278 WALDEN	Elsa Anna Elina		FIN	2000	2	1	2	3	1	2.5	3	2	3	3.5	1	0	15.2	6.3	15.4	36.900
	#279 WALTA	Lili Ilona		FIN	2001																
15.	#103 BOCK NEIVA CAMPOS	Barbara		BRA	2002	3	3	3	2	2.5	3	3.5	1.5	3	4	0.5	0	14.2	6.3	14.8	35.300
	#107 MOREIRA DE SOUZA E SOUZA	Maria Vitoria		BRA	2001																
16.	#862 HAKKAART	Lucia		SUI	2000	2											0	1.6	1.5	1.6	4.700
	#863 WECHSLER	Anina		SUI	2001																

Generated by sporttech.io official scoring system at Nov 15, 2014 5:38:56 PM. Live results at www.sporttech.io/explore.

						S1	S2	S3	S4	S5	S6	S7	S8	S9	S10	L	A	E	Diff.	Synchro	Total	Score
1.	#752	KOMBAROV	Vladislav	 RUS	2001	1	1	2	2	2	1.5	2	1.5	2	2	0.5	0	16.5	8.8	18.4	43.700	43.700
	#753	KOCHETKOV	Sergey	 RUS	2001																	
2.	#70	FOMCHANKA	Mikita	 BLR	2001	3	2	3	2	3	2	2.5	2.5	2.5	2	0.5	0	15.0	10.7	17.4	43.100	43.100
	#71	SHAIKO	Anton	 BLR	2001																	
3.	#93	DE CASTRO DUTRA	Rayan Victor	 BRA	2002	2	2.5	3	3	3	2	1.5	2	2.5	3	0.5	2.5	14.5	9.6	18.8	42.900	42.900
	#99	FELIX DE MOURA	Pedro	 BRA	2001																	
4.	#483	ORITA	Yura	 JPN	2000	0.5	0	1.5	1.5	2	2	2	1	2	3	0.5	0	16.8	9.4	16.0	42.200	42.200
	#485	SHINTANI	Ryosuke	 JPN	2000																	
5.	#853	AMSLER	Yann	 SUI	2000	1.5	1.5	1	2	2	1.5	2.5	2	2	3.5	0.5	0	16.0	8.1	18.0	42.100	42.100
	#854	LACHAVANNE	Sebastien	 SUI	2000																	
6.	#595	VAN LANGEN	Max Anthony	 NED	2000	3	3	3	4	3	3.5	3	3	3	3.5	0	0	13.6	9.8	17.6	41.000	41.000
	#613	SCHMITZ	Zilver	 NED	2001																	
7.	#322	WALKES	Corey	 GBR	2001	1.5	1.5	1.5	1	2	2	2	1.5	2	1.5	1	0	16.5	9.1	15.0	40.600	40.600
	#321	STAMP	Andrew	 GBR	2001																	
8.	#411	ROESLER	Manuel Tobias	 GER	2002	2	3	3	2	3	3	2	2.5	3	3.5	0.5	0	14.5	8.4	17.0	39.900	39.900
	#414	RIETSCHER	Tony	 GER	2000																	
9.	#286	DURAND	Valentin	 FRA	2000	3	2	3	2.5	3	2.5	2.5	2.5	2.5	3	1	0	14.5	9.0	15.6	39.100	39.100
	#287	RIOU	Florestan	 FRA	2001																	
10.	#546	RODRIGUEZ HERNANDEZ	Victor	 MEX	2001	3	3	2	2.5	2.5	2.5	2	2.5			0	12.0	7.1	11.8	30.900	30.900	
	#548	DEL ROSARIO VIEYRA	Alfonso	 MEX	2000																	
11.	#895	ISENBERG	Joseph	 USA	2001	3	3	4	2.5	3	3.5	3				0	9.6	8.0	11.8	29.400	29.400	
	#896	PADILLA	Ruben Alonzo	 USA	2001																	
12.	#412	SCHULDT	Matthias	 GER	2000	2.5	3	2	3							0	5.9	5.0	6.8	17.700	17.700	
	#413	BEST	Moritz Martin	 GER	2000																	
13.	#869	PETTERSSON	Max Herman	 SWE	2000	3.5	3.5	4								0	3.8	3.4	5.8	13.000	13.000	
	#870	AAKERMAN	Daniel	 SWE	2000																	
14.	#97	FERREIRA CAMARGOS	Vitor	 BRA	2001	2	3	3								0	4.4	3.3	5.2	12.900	12.900	
	#98	DORIM FONSECA	Joao Francisco	 BRA	2001																	
15.	#686	MADEIRA MARTINS	Diogo	 POR	2000	3	3	2.5								0	4.3	3.4	4.6	12.300	12.300	
	#687	MENDES VERDE	Afonso	 POR	2000																	
16.	#657	MARTINS	Goncalo	 POR	2002	1	1.5	1.5								0	5.2	1.5	5.4	12.100	12.100	
	#662	TAVARES	Ruben	 POR	2001																	
17.	#643	KREZELOK	Kordian Tomasz	 POL	2003	3	3	3								0	4.2	2.9	5.0	12.100	12.100	
	#644	WYSKIEL	Maciej	 POL	2001																	
18.	#892	CASEY	Aidan Alexander	 USA	2002	3	3	4								0	4.0	3.4	4.2	11.600	11.600	
	#894	REICHEL	Armand Duvall	 USA	2001																	
19.	#592	ABRAHAMS	Michael	 NED	2001	2.5	4									0	2.7	2.5	4.0	9.200	9.200	
	#594	BERGSMAN	Daan Paul	 NED	2000																	
20.	#547	PARDIO CERON	Jose Antonio	 MEX	2000	0	0	0	0	0	0	0	0	0	0	0	0	20.0			∅	0
	#573	LOPE GOMEZ	Fabrizio	 MEX	2000																	

						S1	S2	S3	S4	S5	S6	S7	S8	S9	S10	L	A	E	Diff.	Synchro	Total	Score
1.	#70	FOMCHANKA	Mikita	 BLR	2001	3	2	2.5	2	2	2	2	3	2.5	2	0.5	0	15.3	10.2	18.8	44.300	44.300
	#71	SHAIKO	Anton	 BLR	2001																	
2.	#322	WALKES	Corey	 GBR	2001	2	1.5	2	2	1.5	3	2	1	2	2	1	0	16.0	9.1	18.0	43.100	43.100
	#321	STAMP	Andrew	 GBR	2001																	
3.	#595	VAN LANGEN	Max Anthony	 NED	2000	3	3	3	3.5	3	2	2.5	3	2.5	3	1	0	14.1	9.8	18.8	42.700	42.700
	#613	SCHMITZ	Zilver	 NED	2001																	
4.	#411	ROESLER	Manuel Tobias	 GER	2002	2	2	3	2.5	2.5	3	2.5	2.5	2	2	0.5	0	15.1	9.9	16.8	41.800	41.800
	#414	RIETSCHER	Tony	 GER	2000																	
5.	#752	KOMBAROV	Vladislav	 RUS	2001	2	2	2	2	3	2	2	2	2	2	0.5	0	15.7	8.8	15.6	40.100	40.100
	#753	KOCHETKOV	Sergey	 RUS	2001																	
6.	#93	DE CASTRO DUTRA	Rayan Victor	 BRA	2002	2	2.5	2.5	3.5	3.5	3	3	3	3	3	2	0	13.8	9.6	14.4	37.800	37.800
	#99	FELIX DE MOURA	Pedro	 BRA	2001																	
7.	#853	AMSLER	Yann	 SUI	2000	2	2	2.5	2.5	3							0	7.6	6.3	8.6	22.500	22.500
	#854	LACHAVANNE	Sebastien	 SUI	2000																	
8.	#483	ORITA	Yura	 JPN	2000	2	2	2.5	2.5								0	6.2	5.4	6.2	17.800	17.800
	#485	SHINTANI	Ryosuke	 JPN	2000																	

Generated by sporttech.io official scoring system at Nov 15, 2014 9:14:24 PM. Live results at www.sporttech.io/explore.

