



RG World Cup. St.Petersburg

2013



FEDERATION INTERNATIONALE DE GYMNASTIQUE

FIG RG World Cup 2013 St-Petersburg (RUS)

16 -18 August 2013

17.08.2013

RG World Cup. St.Petersburg 2013

Place	No.	Name	Team					Sum
1	41	Mamun Margarita	Russia	18,333	18,000	18,433	18,083	72,849
2	7	Staniouta Melitina	Belarus	17,950	17,616	17,983	17,800	71,349
3	42	Kudryavtseva Yana	Russia	16,533	17,933	18,466	18,200	71,132
4	30	Son Yeon Jae	Korea	17,600	17,950	17,833	17,700	71,083
5	9	Miteva Sylviya	Bulgaria	17,450	17,583	17,400	17,650	70,083
6	5	Durunda Marina	Azerbaijan	17,000	17,433	17,000	17,366	68,799
7	6	Halkina Katsiaryna	Belarus	17,200	16,866	16,933	17,066	68,065
8	4	Yusifova Lala	Azerbaijan	16,683	17,000	16,683	16,616	66,982
9	19	Berezko-Marggrander Ja	Germany	16,966	16,333	16,916	16,716	66,931
10	23	Veinberg Filanovsky Vict	Israel	16,900	16,633	16,433	16,833	66,799
11	22	Rivkin Neta	Israel	17,216	14,816	17,283	17,216	66,531
12	52	Rakhmatova Djamila	Uzbekistan	16,500	16,766	16,600	16,516	66,382
13	17	Phajava Salome	Georgia	16,300	16,716	16,933	16,300	66,249
14	18	Jung Laura	Germany	16,233	16,400	16,250	15,916	64,799
15	25	Russo Alessia	Italy	16,066	16,133	16,183	16,366	64,748
16	26	Hayakawa Sakura	Japan	15,483	16,450	16,516	16,083	64,532
17	51	Kerber Jasmine	USA	16,533	15,500	16,133	16,200	64,366
18	36	Valdez Perez Cynthia	Mexico	16,033	16,466	16,000	15,733	64,232
19	14	Volkova Ekaterina	Finland	15,616	16,100	16,100	16,000	63,816
20	24	Bertolini Veronika	Italy	16,116	15,566	15,933	16,116	63,731
21	10	Bezzubenko Patricia	Canada	15,966	16,683	15,150	15,800	63,599
22	12	Garsia Natalia	Spain	16,116	16,350	14,416	16,516	63,398
23	29	Minagawa Kaho	Japan	15,666	15,433	16,500	15,750	63,349
24	32	Gamalejeva Jelizaveta	Latvia	15,733	16,233	15,583	15,733	63,282
25	15	Muostafaeva Kseniya	France	16,483	16,400	15,650	14,600	63,133
26	11	Mickova Monika	Czech Republic	14,866	16,600	16,200	15,216	62,882
27	20	Vass Dora	Hungary	16,416	15,583	15,566	14,900	62,465
28	50	Sereda Rebecca	USA	15,900	15,200	14,666	16,050	61,816
29	31	Gim Yun Hee	Korea	15,600	15,533	15,533	15,116	61,782
30	27	Gorbunova Viktoriya	Kazakhstan	15,083	15,400	14,950	15,366	60,799
31	1	Harutyunyan Lilit	Armenia	15,100	15,150	15,283	15,100	60,633
32	53	Davydova Valeriya	Uzbekistan	15,883	14,633	15,633	14,416	60,565
33	8	Kvieczynski Angelica	Brazil	16,050	15,850	12,683	15,850	60,433
34	3	Wegscheider Natascha	Austria	15,050	15,766	14,583	15,033	60,432
35	34	Liubomeiscaia Iuliana	Moldova	15,516	14,550	14,350	15,500	59,916
36	39	Czarniecka Anna	Poland	15,433	14,400	14,583	14,850	59,266
37	40	Majerowska Maja	Poland	14,983	14,866	14,900	14,183	58,932
38	2	Prince Danielle	Australia	14,666	14,483	14,700	14,733	58,582
39	16	Chalopin Lucille	France	14,466	14,300	15,083	14,666	58,515
40	35	Castillo Galindo Rut	Mexico	15,433	15,300	12,500	14,966	58,199
41	48	Cebasek Monija	Slovenia	14,100	15,333	14,266	14,400	58,099
42	13	Kallemaa Carmel	Estonia	14,466	15,233	14,466	13,933	58,098
43	47	Rode Mojca	Slovenia	14,566	14,616	14,883	13,850	57,915
44	28	Assymova Aliya	Kazakhstan	12,850	14,483	15,250	14,733	57,316
45	21	Borocz Bianka	Hungary	14,933	12,250	14,600	12,766	54,549
46	49	Johansson Anastassia	Sweden	13,600	13,766	12,750	13,933	54,049




FEDERATION INTERNATIONALE DE GYMNASTIQUE

FIG RG World Cup 2013 St-Petersburg (RUS)

16 -18 August 2013

17.08.2013

RG World Cup. St.Petersburg 2013

Place	No.	Name	Team					Sum
47	54	Lopez Ortega Grisbel	Venezuela	14,316	11,733	13,700	13,350	53,099
48	37	Holte Emilie	Norway	12,366	13,283	12,100	11,933	49,682
49	38	Field Hagelund Katrine	New Zealand	12,633	11,166	12,033	12,300	48,132
50	33	Gardiuk Marija	Lithuania	12,116	10,750	11,400	10,866	45,132
	45	Trubnikova Anna	Russia	17,500	17,400	18,016	17,533	70,449
	43	Merkulova Alexandra	Russia	17,516	17,116	17,766	17,683	70,081
	46	Nazarenkova Elizaveta	Russia	16,916	14,766	16,933	17,400	66,015
	44	Titova Maria	Russia	17,250	16,266	17,233	15,100	65,849



FEDERATION INTERNATIONALE DE GYMNASTIQUE
FIG RG World Cup 2013 St-Petersburg (RUS)
16 -18 August 2013

18.08.2013

RG World Cup. St.Petersburg 2013. Final hoop

Place	No.	Name	Team		Sum
1	1	Mamun Margarita	Russia	18,383	18,383
2	3	Son Yeon Jae	Korea	17,883	17,883
3	2	Staniouta Melitina	Belarus	17,833	17,833
4	4	Miteva Sylviya	Bulgaria	17,766	17,766
5	5	Rivkin Neta	Israel	17,350	17,350
5	6	Halkina Katsiaryna	Belarus	17,350	17,350
7	7	Durunda Marina	Azerbaijan	17,250	17,250
8	8	Berezko-Marggrander Ja	Germany	16,900	16,900



FEDERATION INTERNATIONALE DE GYMNASTIQUE
FIG RG World Cup 2013 St-Petersburg (RUS)
16 -18 August 2013

18.08.2013

RG World Cup. St.Petersburg 2013. Final ball

Place	No.	Name	Team		Sum
1	3	Kudryavtseva Yana	Russia	18,233	18,233
2	1	Mamun Margarita	Russia	18,200	18,200
3	5	Miteva Sylviya	Bulgaria	18,116	18,116
4	2	Son Yeon Jae	Korea	18,016	18,016
5	4	Staniouta Melitina	Belarus	17,783	17,783
6	8	Halkina Katsiaryna	Belarus	16,850	16,850
7	6	Durunda Marina	Azerbaijan	16,833	16,833
8	7	Yusifova Lala	Azerbaijan	15,816	15,816



FEDERATION INTERNATIONALE DE GYMNASTIQUE
FIG RG World Cup 2013 St-Petersburg (RUS)
16 -18 August 2013

18.08.2013

RG World Cup. St.Petersburg 2013. Final clubs

Place	No.	Name	Team		Sum
1	2	Mamun Margarita	Russia	18,550	18,550
2	1	Kudryavtseva Yana	Russia	18,533	18,533
3	3	Staniouta Melitina	Belarus	18,050	18,050
4	4	Son Yeon Jae	Korea	18,016	18,016
5	5	Miteva Sylviya	Bulgaria	17,900	17,900
6	7	Durunda Marina	Azerbaijan	17,333	17,333
7	8	Halkina Katsiaryna	Belarus	16,566	16,566
8	6	Rivkin Neta	Israel	14,900	14,900



FEDERATION INTERNATIONALE DE GYMNASTIQUE
FIG RG World Cup 2013 St-Petersburg (RUS)
16 -18 August 2013

18.08.2013

RG World Cup. St.Petersburg 2013. Final ribbon

Place	No.	Name	Team		Sum
1	2	Mamun Margarita	Russia	18,500	18,500
2	1	Kudryavtseva Yana	Russia	18,316	18,316
3	4	Son Yeon Jae	Korea	18,066	18,066
4	3	Staniouta Melitina	Belarus	17,800	17,800
5	6	Durunda Marina	Azerbaijan	17,666	17,666
6	5	Miteva Sylviya	Bulgaria	17,383	17,383
7	7	Rivkin Neta	Israel	17,316	17,316
8	8	Halkina Katsiaryna	Belarus	17,166	17,166





FEDERATION INTERNATIONALE DE GYMNASTIQUE

FIG RG World Cup 2013 St-Petersburg (RUS)

16 -18 August 2013

17.08.2013

RG World Cup. St.Petersburg. Groups


Place	No.	Team			Sum
1	18	Russia	17,466	18,200	35,666
2	3	Belarus	17,416	16,900	34,316
3	6	Spain	16,950	15,916	32,866
4	4	Bulgaria	17,116	15,266	32,382
5	9	Germany	15,733	16,083	31,816
6	23	Greece	15,600	16,050	31,650
7	19	Switzerland	15,183	16,233	31,416
8	2	Azerbaijan	15,133	16,233	31,366
9	13	Japan	14,550	16,216	30,766
10	8	France	14,383	16,350	30,733
11	11	Israel	14,900	15,800	30,700
12	7	Finland	15,750	14,400	30,150
13	21	Uzbekistan	14,816	15,116	29,932
14	22	Brazil	14,850	15,066	29,916
15	5	Czech Republic	14,516	14,733	29,249
16	15	Korea	14,450	14,616	29,066
17	12	Italy	16,016	12,250	28,266
18	20	USA	14,850	12,833	27,683
19	1	Austria	13,116	13,316	26,432
20	17	Poland	13,083	13,250	26,333
21	14	Kazakhstan	12,000	14,100	26,100
22	10	Hungary	12,183	12,633	24,816
23	16	Mexico	12,233	10,216	22,449



FEDERATION INTERNATIONALE DE GYMNASTIQUE
FIG RG World Cup 2013 St-Petersburg (RUS)
16 -18 August 2013

18.08.2013

RG World Cup. St.Petersburg. Final 10clubs


Place	No.	Team		Sum
1	1	Russia	18,333	18,333
2	2	Belarus	17,583	17,583
3	5	Italy	17,383	17,383
4	3	Bulgaria	17,266	17,266
5	4	Spain	17,216	17,216
6	7	Germany	16,683	16,683
7	8	Greece	16,600	16,600
8	6	Finland	16,200	16,200



FEDERATION INTERNATIONALE DE GYMNASTIQUE
FIG RG World Cup 2013 St-Petersburg (RUS)
16 -18 August 2013

18.08.2013

RG World Cup. St.Petersburg. Final balls&ribbon

Place	No.	Team		Sum
1	1	Russia	18,450	18,450
2	2	Belarus	17,583	17,583
3	3	France	16,733	16,733
4	5	Switzerland	16,350	16,350
5	7	Germany	16,116	16,116
6	6	Japan	16,066	16,066
7	8	Greece	15,800	15,800
8	4	Azerbaijan	15,483	15,483