



Results



Rank	Name	NOC Code	D Score	E Score	Pen.	Total	Qualification Rank	Start Order
1	Belarus	BLR	7.600	9.133		16.733	3	3
2	Russian Federation	RUS	7.600	9.000		16.600	1	5
3	Bulgaria	BUL	7.400	8.766		16.166	4	6
4	Azerbaijan	AZE	7.300	8.600		15.900	6	1
5	Germany	GER	7.200	8.566		15.766	5	8
5	Italy	ITA	7.200	8.566		15.766	7	4
7	Switzerland	SUI	7.200	8.433		15.633	8	7
8	Israel	ISR	6.950	7.441		14.391	2	2

Legend:

D Difficulty **E** Execution **Pen.** Penalty

Swiss Timing Official Results Provider





Results



Rank NOC	 1st Presentation			 2nd Presentation			Total
	Score	Rk	Pen.	Score	Rk	Pen.	
1 RUS - Russian Federation	D	7.650	16.616 (1)	7.650	16.650 (1)		33.266
	E	8.966		9.000			
2 BLR - Belarus	D	7.350	16.133 (3)	7.600	16.600 (2)		32.733
	E	8.783		9.000			
3 ISR - Israel	D	7.500	16.266 (2)	7.400	16.100 (3)		32.366
	E	8.766		8.700			
4 AZE - Azerbaijan	D	7.200	15.600 (6)	7.225	15.725 (4)		31.325
	E	8.400		8.500			
5 GER - Germany	D	7.200	15.633 (5)	7.050	15.516 (7)		31.149
	E	8.433		8.466			
6 ITA - Italy	D	7.050	15.450 (7)	7.050	15.550 (5)		31.000
	E	8.400		8.500			
7 BUL - Bulgaria	D	7.250	15.650 (4)	6.800	15.233 (9)		30.883
	E	8.400		8.433			
8 SUI - Switzerland	D	7.100	15.333 (8)	7.050	15.316 (8)		30.649
	E	8.233		8.266			
9 ESP - Spain	D	6.900	14.966 (10)	7.150	15.550 (5)		30.516
	E	8.066		8.400			
10 HUN - Hungary	D	6.950	15.183 (9)	6.650	14.166 (16)		29.349
	E	8.233		7.516			
11 TUR - Turkey	D	6.500	14.133 (13)	6.750	14.550 (11)		28.683
	E	7.633		7.800			
12 SVK - Slovakia	D	6.575	14.408 (11)	6.425	14.191 (15)		28.599
	E	7.833		7.766			
13 AUT - Austria	D	6.550	14.216 (12)	6.600	14.233 (14)		28.449
	E	7.666		7.633			
14 FIN - Finland	D	6.450	13.783 (15)	6.800	14.633 (10)		28.416
	E	7.333		7.833			
15 CZE - Czech Republic	D	6.500	13.566 (19)	6.900	14.533 (12)		28.099
	E	7.066		7.633			
16 NOR - Norway	D	6.300	13.766 (16)	6.525	13.991 (17)		27.757
	E	7.466		7.466			
17 LTU - Lithuania	D	6.250	13.425 (20)	6.625	14.291 (13)		27.716
	E	7.175		7.666			
18 UKR - Ukraine	D	6.450	13.683 (17)	6.400	13.966 (18)		27.649
	E	7.233		7.566			
19 POL - Poland	D	6.450	13.850 (14)	6.100	12.725 (19)		26.575
	E	7.400		7.225	-0.60		
20 NED - Netherlands	D	5.650	12.616 (21)	5.800	12.666 (20)		25.282
	E	6.966		6.866			
21 LAT - Latvia	D	6.375	13.608 (18)	6.100	11.566 (23)		25.174
	E	7.233		5.766	-0.30		
22 GRE - Greece	D	5.700	12.241 (23)	5.650	12.483 (21)		24.724
	E	6.541		6.833			
23 ARM - Armenia	D	5.700	12.500 (22)	5.050	11.883 (22)		24.383
	E	6.800		6.833			
24 CYP - Cyprus	D	5.200	11.800 (24)	4.700	10.833 (24)		22.633
	E	6.600		6.133			
25 AND - Andorra	D	5.025	10.908 (25)	5.000	10.433 (25)		21.341
	E	5.933	-0.05	5.433			

Swiss Timing Official Results Provider





Results

Rank NOC	 1st Presentation		 2nd Presentation		Total
	Score	Rk	Score	Rk	
	Pen.		Pen.		

Legend:
D Difficulty **E** Execution **Pen.** Penalty **Rk** Apparatus Rank



5 Balls





Intermediate Results after 1st Presentation



Rank NOC					Total
	Score	Rk	Score	Rk	
1 RUS - Russian Federation	D	7.650	16.616	(1)	16.616
	E	8.966			
2 ISR - Israel	D	7.500	16.266	(2)	16.266
	E	8.766			
3 BLR - Belarus	D	7.350	16.133	(3)	16.133
	E	8.783			
4 BUL - Bulgaria	D	7.250	15.650	(4)	15.650
	E	8.400			
5 GER - Germany	D	7.200	15.633	(5)	15.633
	E	8.433			
6 AZE - Azerbaijan	D	7.200	15.600	(6)	15.600
	E	8.400			
7 ITA - Italy	D	7.050	15.450	(7)	15.450
	E	8.400			
8 SUI - Switzerland	D	7.100	15.333	(8)	15.333
	E	8.233			
9 HUN - Hungary	D	6.950	15.183	(9)	15.183
	E	8.233			
10 ESP - Spain	D	6.900	14.966	(10)	14.966
	E	8.066			
11 SVK - Slovakia	D	6.575	14.408	(11)	14.408
	E	7.833			
12 AUT - Austria	D	6.550	14.216	(12)	14.216
	E	7.666			
13 TUR - Turkey	D	6.500	14.133	(13)	14.133
	E	7.633			
14 POL - Poland	D	6.450	13.850	(14)	13.850
	E	7.400			
15 FIN - Finland	D	6.450	13.783	(15)	13.783
	E	7.333			
16 NOR - Norway	D	6.300	13.766	(16)	13.766
	E	7.466			
17 UKR - Ukraine	D	6.450	13.683	(17)	13.683
	E	7.233			
18 LAT - Latvia	D	6.375	13.608	(18)	13.608
	E	7.233			
19 CZE - Czech Republic	D	6.500	13.566	(19)	13.566
	E	7.066			
20 LTU - Lithuania	D	6.250	13.425	(20)	13.425
	E	7.175			
21 NED - Netherlands	D	5.650	12.616	(21)	12.616
	E	6.966			
22 ARM - Armenia	D	5.700	12.500	(22)	12.500
	E	6.800			
23 GRE - Greece	D	5.700	12.241	(23)	12.241
	E	6.541			
24 CYP - Cyprus	D	5.200	11.800	(24)	11.800
	E	6.600			
25 AND - Andorra	D	5.025	10.908	(25)	10.908
	E	5.933	-0.05		

Swiss Timing Official Results Provider





Intermediate Results after 1st Presentation

Rank NOC					Total
	Score	Rk	Score	Rk	
	Pen.		Pen.		

Legend:				
D Difficulty	E Execution	Pen. Penalty	Rk Apparatus Rank	
	5 Balls			





SAT 2 MAY 2015

Junior Groups

All-Around Final

Results of the 2nd Appearance



Rank	Name	NOC Code	D Score	E Score	Pen.	Total
1	Russian Federation	RUS	7.650	9.000		16.650
2	Belarus	BLR	7.600	9.000		16.600
3	Israel	ISR	7.400	8.700		16.100
4	Azerbaijan	AZE	7.225	8.500		15.725
5	Spain	ESP	7.150	8.400		15.550
5	Italy	ITA	7.050	8.500		15.550
7	Germany	GER	7.050	8.466		15.516
8	Switzerland	SUI	7.050	8.266		15.316
9	Bulgaria	BUL	6.800	8.433		15.233
10	Finland	FIN	6.800	7.833		14.633
11	Turkey	TUR	6.750	7.800		14.550
12	Czech Republic	CZE	6.900	7.633		14.533
13	Lithuania	LTU	6.625	7.666		14.291
14	Austria	AUT	6.600	7.633		14.233
15	Slovakia	SVK	6.425	7.766		14.191
16	Hungary	HUN	6.650	7.516		14.166
17	Norway	NOR	6.525	7.466		13.991
18	Ukraine	UKR	6.400	7.566		13.966
19	Poland	POL	6.100	7.225	-0.60	12.725
20	Netherlands	NED	5.800	6.866		12.666
21	Greece	GRE	5.650	6.833		12.483
22	Armenia	ARM	5.050	6.833		11.883
23	Latvia	LAT	6.100	5.766	-0.30	11.566
24	Cyprus	CYP	4.700	6.133		10.833
25	Andorra	AND	5.000	5.433		10.433

Legend:

D Difficulty E Execution Pen. Penalty

Swiss Timing Official Results Provider

