


FIG RG World Cup 2013 Pesaro (ITA)

26 - 28 April 2013

GROUPS COMPETITION - FINAL

SENIOR


3 BALLS 2 RIBBONS









RK	NAME	NAT	TOT	D	E	PEN
1	ITALY	 ITA	17,833	9,000	8,833	
2	BULGARIA	 BUL	17,367	8,700	8,667	
3	BELARUS	 BLR	17,200	8,800	8,400	
4	SWITZERLAND	 SUI	16,317	8,250	8,067	
5	GERMANY	 GER	15,717	8,050	7,667	
6	AZERBAIJAN	 AZE	15,600	7,700	7,900	
7	FRANCE	 FRA	15,433	7,900	7,533	
8	UKRAINE	 UKR	14,917	7,650	7,267	



FIG RG World Cup 2013 Pesaro (ITA)

26 - 28 April 2013

GROUPS COMPETITION - FINAL

SENIOR



10 CLUBS









RK	NAME	NAT	TOT	D	E	PEN
1	ITALY	 ITA	17,183	8,750	8,433	
2	UKRAINE	 UKR	17,050	8,550	8,500	
3	BULGARIA	 BUL	16,833	8,400	8,433	
4	BELARUS	 BLR	16,700	8,500	8,500	0,300
5	FRANCE	 FRA	16,583	8,350	8,233	
6	SWITZERLAND	 SUI	16,400	8,200	8,200	
7	GERMANY	 GER	16,350	8,150	8,200	
8	FINLAND	 FIN	15,567	7,800	7,767	



FIG RG World Cup 2013 Pesaro (ITA)

26 - 28 April 2013

ALL AROUND - GROUPS



SENIOR

RK	NAME	NAT	TOT	D	E	PEN
1	ITALY	 ITA	35,050			
	3 BALLS 2 RIBBONS		17,800 ⁽¹⁾	9,000	8,800	
	10 CLUBS		17,250 ⁽¹⁾	8,550	8,700	
2	BULGARIA	 BUL	34,000			
	3 BALLS 2 RIBBONS		17,233 ⁽²⁾	8,700	8,533	
	10 CLUBS		16,767 ⁽³⁾	8,300	8,467	
3	UKRAINE	 UKR	33,100			
	10 CLUBS		16,800 ⁽²⁾	8,700	8,100	
	3 BALLS 2 RIBBONS		16,300 ⁽⁴⁾	8,100	8,200	
4	FRANCE	 FRA	32,016			
	3 BALLS 2 RIBBONS		16,233 ⁽⁵⁾	8,300	7,933	
	10 CLUBS		15,783 ⁽⁶⁾	7,850	7,933	
5	SWITZERLAND	 SUI	31,967			
	3 BALLS 2 RIBBONS		16,067 ⁽⁶⁾	8,000	8,067	
	10 CLUBS		15,900 ⁽⁴⁾	8,100	7,800	
6	AZERBAIJAN	 AZE	31,450			
	3 BALLS 2 RIBBONS		16,300 ⁽³⁾	8,000	8,300	
	10 CLUBS		15,150 ⁽⁹⁾	8,050	7,100	
7	GERMANY	 GER	31,150			
	3 BALLS 2 RIBBONS		15,950 ⁽⁷⁾	8,050	8,200	0,300
	10 CLUBS		15,200 ⁽⁸⁾	7,700	7,500	
8	FINLAND	 FIN	30,950			
	10 CLUBS		15,867 ⁽⁵⁾	8,000	7,867	
	3 BALLS 2 RIBBONS		15,083 ⁽⁹⁾	7,750	7,333	
9	BELARUS	 BLR	30,884			
	10 CLUBS		15,767 ⁽⁷⁾	8,400	7,367	
	3 BALLS 2 RIBBONS		15,117 ⁽⁸⁾	8,050	7,367	0,300
10	UNITED STATES OF AMERICA	 USA	29,450			
	10 CLUBS		14,733 ⁽¹⁰⁾	7,500	7,233	
	3 BALLS 2 RIBBONS		14,717 ⁽¹¹⁾	7,550	7,167	
11	PORTUGAL	 POR	28,433			
	10 CLUBS		14,700 ⁽¹¹⁾	7,200	7,500	






FIG RG World Cup 2013 Pesaro (ITA)

26 - 28 April 2013

ALL AROUND - GROUPS

SENIOR



RK	NAME	NAT	TOT	D	E	PEN
11	PORTUGAL	 POR	28,433			
		3 BALLS 2 RIBBONS	13,733 ⁽¹²⁾	7,000	6,733	
12	JAPAN	 JPN	26,616			
		10 CLUBS	13,933 ⁽¹²⁾	7,000	6,933	
		3 BALLS 2 RIBBONS	12,683 ⁽¹³⁾	7,150	6,433	0,900
13	UZBEKISTAN	 UZB	25,683			
		3 BALLS 2 RIBBONS	14,783 ⁽¹⁰⁾	7,300	7,833	0,350
		10 CLUBS	10,900 ⁽¹³⁾	6,500	5,300	0,900



5° INTERNATIONAL TOURNAMENT "Città di Pesaro"









26 - 28 April 2013

GROUPS COMPETITION - FINAL

JUNIOR



5 HOOPS

RK	NAME	NAT	TOT	D	E	PEN
1	BULGARIA	 BUL	16,217	7,350	8,867	
2	RUSSIA	 RUS	15,983	7,250	8,733	
3	AZERBAIJAN	 AZE	15,967	7,300	8,667	
4	BELARUS	 BLR	15,833	7,500	8,333	
5	ITALY	 ITA	15,650	7,150	8,500	
6	HUNGARY	 HUN	15,567	7,100	8,467	
7	ISRAEL	 ISR	15,400	7,000	8,400	
8	ESTONIA	 EST	14,867	6,800	8,067	



5° INTERNATIONAL TOURNAMENT "Città di Pesaro"

GROUPS



JUNIOR

5 HOOPS

RK	NAME	NAT	TOT	D	E	PEN
1	RUSSIA	 RUS	16,450	7,550	8,900	
2	ISRAEL	 ISR	15,967	7,400	8,567	
3	BELARUS	 BLR	15,900	7,300	8,600	
4	AZERBAIJAN	 AZE	15,600	7,200	8,400	
5	BULGARIA	 BUL	15,400	7,000	8,400	
6	ITALY	 ITA	15,217	7,050	8,167	
7	HUNGARY	 HUN	14,883	6,750	8,133	
8	ESTONIA	 EST	14,800	6,700	8,100	
9	FINLAND	 FIN	14,683	6,750	7,933	
10	UZBEKISTAN	 UZB	14,267	6,500	7,767	
11	FRANCE	 FRA	14,200	6,200	8,000	
12	AUSTRIA	 AUT	13,933	6,600	7,333	
13	SWITZERLAND	 SUI	13,317	6,550	7,067	0,300
14	LATVIA	 LAT	13,083	6,350	6,733	
15	NORWAY	 NOR	13,067	6,000	7,067	
16	POLAND	 POL	12,867	6,000	6,867	
17	CZECH REPUBLIC	 CZE	12,733	6,100	7,233	0,600
18	CYPRUS	 CYP	9,567	4,800	5,367	0,600