




















ALL AROUND GROUPS

RK	NAME	NAT	SCORE	D						PEN
				D1	D2	D	A	E		
1	RUSSIA	 RUS	54,800							
	5 BALLS		27,750 (1)	9,100	9,300	9,200	9,500	9,200	0,150	
	2 HOOPS 3 RIBBONS		27,050 (1)	8,700	9,200	8,950	9,350	8,850	0,100	
2	ITALY	 ITA	54,400							
	5 BALLS		27,350 (2)	9,000	9,200	9,100	9,450	8,800		
	2 HOOPS 3 RIBBONS		27,050 (2)	9,100	9,000	9,050	9,350	8,650		
3	BELARUS	 BLR	53,325							
	5 BALLS		26,775 (3)	9,000	8,750	8,875	9,300	8,600		
	2 HOOPS 3 RIBBONS		26,550 (3)	8,000	8,900	8,450	9,300	8,800		
4	ISRAEL	 ISR	52,400							
	5 BALLS		26,100 (5)	8,100	8,800	8,450	9,050	8,600		
	2 HOOPS 3 RIBBONS		26,300 (4)	8,400	8,800	8,600	9,100	8,700	0,100	
5	BULGARIA	 BUL	52,050							
	5 BALLS		26,350 (4)	8,300	8,800	8,550	9,200	8,600		
	2 HOOPS 3 RIBBONS		25,700 (6)	8,400	8,500	8,450	9,050	8,200		
6	SWITZERLAND	 SUI	50,550							
	5 BALLS		25,400 (7)	8,400	8,200	8,300	8,900	8,200		
	2 HOOPS 3 RIBBONS		25,150 (8)	8,000	8,300	8,150	8,800	8,400	0,200	
7	GERMANY	 GER	49,975							
	5 BALLS		23,975 (10)	7,400	7,850	7,625	8,750	8,000	0,400	
	2 HOOPS 3 RIBBONS		26,000 (5)	8,500	8,500	8,500	8,950	8,550		
8	JAPAN	 JPN	49,750							
	5 BALLS		24,250 (9)	8,200	7,800	8,000	8,700	7,950	0,400	
	2 HOOPS 3 RIBBONS		25,500 (7)	8,250	8,450	8,350	9,000	8,550	0,400	
9	FRANCE	 FRA	49,600							
	5 BALLS		25,425 (6)	8,000	8,350	8,175	8,850	8,400		
	2 HOOPS 3 RIBBONS		24,175 (11)	8,100	7,850	7,975	8,700	7,700	0,200	




















ALL AROUND GROUPS

RK	NAME	NAT	SCORE	D						PEN
				D1	D2	D	A	E		
10	AZERBAIJAN	 AZE	48,975							
	5 BALLS		24,800 (8)	8,700	8,000	8,350	8,550	8,050	0,150	
	2 HOOPS 3 RIBBONS		24,175 (10)	8,200	8,050	8,125	8,450	7,800	0,200	
11	HUNGARY	 HUN	47,950							
	5 BALLS		23,225 (13)	7,600	7,450	7,525	8,450	7,250		
	2 HOOPS 3 RIBBONS		24,725 (9)	8,000	8,250	8,125	8,500	8,250	0,150	
12	AUSTRIA	 AUT	47,400							
	5 BALLS		23,700 (11)	7,200	7,700	7,450	8,550	7,700		
	2 HOOPS 3 RIBBONS		23,700 (13)	7,000	8,000	7,500	8,400	7,800		
13	CANADA	 CAN	46,775							
	5 BALLS		23,375 (12)	7,600	7,750	7,675	8,200	7,500		
	2 HOOPS 3 RIBBONS		23,400 (14)	8,000	7,800	7,900	8,200	7,700	0,400	
14	UKRAINE	 UKR	46,025							
	5 BALLS		23,025 (14)	8,150	7,100	7,625	8,450	6,950		
	2 HOOPS 3 RIBBONS		23,000 (15)	7,300	7,200	7,250	8,350	7,400		
15	UNITED STATES OF AMERICA	 USA	45,450							
	5 BALLS		21,650 (17)	6,700	7,100	6,900	8,000	7,150	0,400	
	2 HOOPS 3 RIBBONS		23,800 (12)	7,500	7,600	7,550	8,600	7,750	0,100	
16	FINLAND	 FIN	44,350							
	5 BALLS		22,500 (16)	6,200	7,300	6,750	8,150	7,600		
	2 HOOPS 3 RIBBONS		21,850 (16)	7,000	7,500	7,250	7,950	7,050	0,400	
17	UZBEKISTAN	 UZB	44,350							
	5 BALLS		22,950 (15)	6,700	7,600	7,150	8,100	7,700		
	2 HOOPS 3 RIBBONS		21,400 (17)	6,700	7,000	6,850	8,100	6,850	0,400	




















APPARATUS GROUPS

RK	NAME	NAT	5 BALLS						
			TOT	D1	D2	D	A	E	PEN
1	RUSSIA	 RUS	27,750	9,100	9,300	9,200	9,500	9,200	0,150
2	ITALY	 ITA	27,350	9,000	9,200	9,100	9,450	8,800	
3	BELARUS	 BLR	26,775	9,000	8,750	8,875	9,300	8,600	
4	BULGARIA	 BUL	26,350	8,300	8,800	8,550	9,200	8,600	
5	ISRAEL	 ISR	26,100	8,100	8,800	8,450	9,050	8,600	
6	FRANCE	 FRA	25,425	8,000	8,350	8,175	8,850	8,400	
7	SWITZERLAND	 SUI	25,400	8,400	8,200	8,300	8,900	8,200	
8	AZERBAIJAN	 AZE	24,800	8,700	8,000	8,350	8,550	8,050	0,150
9	JAPAN	 JPN	24,250	8,200	7,800	8,000	8,700	7,950	0,400
10	GERMANY	 GER	23,975	7,400	7,850	7,625	8,750	8,000	0,400
11	AUSTRIA	 AUT	23,700	7,200	7,700	7,450	8,550	7,700	
12	CANADA	 CAN	23,375	7,600	7,750	7,675	8,200	7,500	
13	HUNGARY	 HUN	23,225	7,600	7,450	7,525	8,450	7,250	
14	UKRAINE	 UKR	23,025	8,150	7,100	7,625	8,450	6,950	
15	UZBEKISTAN	 UZB	22,950	6,700	7,600	7,150	8,100	7,700	
16	FINLAND	 FIN	22,500	6,200	7,300	6,750	8,150	7,600	
17	UNITED STATES OF AMERICA	 USA	21,650	6,700	7,100	6,900	8,000	7,150	0,400



APPARATUS GROUPS

RK	NAME	NAT	2 HOOPS 3 R1						
			TOT	D1	D2	D	A	E	PEN
1	RUSSIA	 RUS	27,050	8,700	9,200	8,950	9,350	8,850	0,100
2	ITALY	 ITA	27,050	9,100	9,000	9,050	9,350	8,650	
3	BELARUS	 BLR	26,550	8,000	8,900	8,450	9,300	8,800	
4	ISRAEL	 ISR	26,300	8,400	8,800	8,600	9,100	8,700	0,100
5	GERMANY	 GER	26,000	8,500	8,500	8,500	8,950	8,550	
6	BULGARIA	 BUL	25,700	8,400	8,500	8,450	9,050	8,200	
7	JAPAN	 JPN	25,500	8,250	8,450	8,350	9,000	8,550	0,400
8	SWITZERLAND	 SUI	25,150	8,000	8,300	8,150	8,800	8,400	0,200
9	HUNGARY	 HUN	24,725	8,000	8,250	8,125	8,500	8,250	0,150
10	AZERBAIJAN	 AZE	24,175	8,200	8,050	8,125	8,450	7,800	0,200
11	FRANCE	 FRA	24,175	8,100	7,850	7,975	8,700	7,700	0,200
12	UNITED STATES OF AMERICA	 USA	23,800	7,500	7,600	7,550	8,600	7,750	0,100
13	AUSTRIA	 AUT	23,700	7,000	8,000	7,500	8,400	7,800	
14	CANADA	 CAN	23,400	8,000	7,800	7,900	8,200	7,700	0,400
15	UKRAINE	 UKR	23,000	7,300	7,200	7,250	8,350	7,400	
16	FINLAND	 FIN	21,850	7,000	7,500	7,250	7,950	7,050	0,400
17	UZBEKISTAN	 UZB	21,400	6,700	7,000	6,850	8,100	6,850	0,400



APPARATUS GROUPS

RK NAME	NAT	5 BALLS						
		TOT	D1	D2	D	A	E	PEN
1 ITALY	ITA	27,100	8,500	9,000	8,750	9,400	8,950	
2 BELARUS	BLR	26,650	8,800	8,900	8,850	9,350	8,450	
3 ISRAEL	ISR	26,550	8,600	8,800	8,700	9,050	8,800	
4 RUSSIA	RUS	26,375	8,950	8,600	8,775	9,350	8,400	0,150
5 FRANCE	FRA	25,950	8,200	8,800	8,500	8,850	8,600	
6 SWITZERLAND	SUI	25,800	8,100	8,700	8,400	8,950	8,450	
7 BULGARIA	BUL	25,300	8,400	8,000	8,200	9,150	8,350	0,400
8 AZERBAIJAN	AZE	23,600	7,800	7,500	7,650	8,600	7,550	0,200



APPARATUS GROUPS (FINAL)

RK NAME	NAT	2 HOOPS 3 R1						
		TOT	D1	D2	D	A	E	PEN
1 BELARUS	BLR	27,150	8,900	9,000	8,950	9,200	9,000	
2 RUSSIA	RUS	27,050	9,000	9,400	9,200	9,300	8,900	0,350
3 ITALY	ITA	26,575	8,600	8,750	8,675	9,400	8,700	0,200
4 ISRAEL	ISR	26,500	8,400	8,900	8,650	9,100	8,750	
5 GERMANY	GER	25,950	8,200	8,900	8,550	9,000	8,400	
6 BULGARIA	BUL	25,625	7,650	8,400	8,025	9,100	8,500	
7 SWITZERLAND	SUI	22,850	7,200	7,100	7,150	8,350	7,350	
8 JAPAN	JPN	22,175	7,300	6,050	6,675	8,300	7,200	