























## GROUPS ALL AROUND COMPETITION

RK	NAME	NAT	SCORE	NAT SCORE					PEN
				D1	D2	D	A	E	
1	ITALY	 ITA	<b>55,750</b>						
		5 HOOPS	27,950 (1)	8,800	9,500	9,150	9,550	9,250	
		2 ROPES 3 RIBBONS	27,800 (1)	9,100	9,300	9,200	9,500	9,100	
2	BELARUS	 BLR	<b>55,500</b>						
		5 HOOPS	27,750 (2)	8,600	9,400	9,000	9,500	9,250	
		2 ROPES 3 RIBBONS	27,750 (2)	8,900	9,100	9,000	9,550	9,200	
3	ISRAEL	 ISR	<b>51,775</b>						
		5 HOOPS	25,925 (3)	8,250	9,000	8,625	8,850	8,450	
		2 ROPES 3 RIBBONS	25,850 (3)	8,300	8,600	8,450	8,800	8,600	
4	GERMANY	 GER	<b>51,075</b>						
		5 HOOPS	25,775 (4)	7,750	9,100	8,425	8,850	8,500	
		2 ROPES 3 RIBBONS	25,300 (4)	7,900	8,300	8,100	8,700	8,500	
5	HUNGARY	 HUN	<b>49,600</b>						
		5 HOOPS	25,275 (6)	7,700	8,450	8,075	8,600	8,600	
		2 ROPES 3 RIBBONS	24,325 (7)	7,800	7,650	7,725	8,500	8,100	
6	BULGARIA	 BUL	<b>49,350</b>						
		5 HOOPS	25,700 (5)	7,800	8,700	8,250	8,750	8,700	
		2 ROPES 3 RIBBONS	23,650 (10)	7,800	8,200	8,000	8,350	7,500	0,200
7	CHINA	 CHN	<b>48,400</b>						
		5 HOOPS	24,650 (8)	6,800	8,100	7,450	8,400	8,800	
		2 ROPES 3 RIBBONS	23,750 (9)	7,400	8,400	7,900	8,450	7,600	0,200
8	SWITZERLAND	 SUI	<b>47,375</b>						
		5 HOOPS	22,900 (13)	6,100	8,400	7,250	8,400	7,650	0,400
		2 ROPES 3 RIBBONS	24,475 (5)	7,900	8,250	8,075	8,400	8,000	
9	GREECE	 GRE	<b>46,800</b>						
		5 HOOPS	25,000 (7)	7,900	8,300	8,100	8,500	8,400	
		2 ROPES 3 RIBBONS	21,800 (15)	8,000	7,200	7,600	8,100	6,500	0,400
10	JAPAN	 JPN	<b>46,600</b>						
		5 HOOPS	22,200 (15)	6,500	8,300	7,400	8,300	7,300	0,800



## GROUPS ALL AROUND COMPETITION



RK	NAME	NAT	SCORE	D					PEN
				D1	D2	D	A	E	
10	JAPAN	 JPN	<b>46,600</b>						
		2 ROPES 3 RIBBONS	24,400 (6)	8,300	8,000	8,150	8,600	7,650	
11	CANADA	 CAN	<b>45,950</b>						
		5 HOOPS	23,900 (10)	7,500	8,100	7,800	8,200	7,900	
		2 ROPES 3 RIBBONS	22,050 (13)	6,200	7,400	6,800	8,150	7,500	0,400
12	UKRAINE	 UKR	<b>45,900</b>						
		5 HOOPS	22,000 (17)	6,800	7,700	7,250	7,900	7,500	0,650
		2 ROPES 3 RIBBONS	23,900 (8)	8,000	8,400	8,200	8,600	7,300	0,200
13	FINLAND	 FIN	<b>45,250</b>						
		5 HOOPS	22,850 (14)	6,200	7,100	6,650	8,350	7,850	
		2 ROPES 3 RIBBONS	22,400 (12)	7,000	7,800	7,400	8,200	6,800	
14	POLAND	 POL	<b>44,850</b>						
		5 HOOPS	23,050 (12)	6,700	7,600	7,150	8,400	7,500	
		2 ROPES 3 RIBBONS	21,800 (14)	6,900	7,000	6,950	8,100	6,750	
15	AUSTRIA	 AUT	<b>44,675</b>						
		5 HOOPS	23,075 (11)	6,150	8,200	7,175	8,200	7,700	
		2 ROPES 3 RIBBONS	21,600 (16)	6,800	7,300	7,050	7,750	7,000	0,200
16	UZBEKISTAN	 UZB	<b>44,100</b>						
		5 HOOPS	21,325 (19)	6,500	7,050	6,775	8,250	6,950	0,650
		2 ROPES 3 RIBBONS	22,775 (11)	6,900	7,650	7,275	8,250	7,650	0,400
17	KOREA	 KOR	<b>41,650</b>						
		5 HOOPS	20,975 (21)	6,000	7,250	6,625	7,800	6,750	0,200
		2 ROPES 3 RIBBONS	20,675 (17)	6,950	6,600	6,775	7,850	6,250	0,200
18	KAZAKHSTAN	 KAZ	<b>41,375</b>						
		5 HOOPS	22,100 (16)	5,950	7,650	6,800	7,950	7,350	
		2 ROPES 3 RIBBONS	19,275 (18)	6,300	6,750	6,525	7,700	5,850	0,800
19	AUSTRALIA	 AUS	<b>40,425</b>						
		5 HOOPS	21,175 (20)	4,300	7,050	5,675	7,950	7,550	
		2 ROPES 3 RIBBONS	19,250 (19)	6,000	6,600	6,300	7,350	6,000	0,400

# FIG World Cup Series 2010

Adriatic Arena - Pesaro (Italy) - 27.08 - 29.08.2010



## GROUPS ALL AROUND COMPETITION

RK	NAME	NAT	SCORE	NAT SCORE					
				D1	D2	D	A	E	PEN
20	NEW ZEALAND	 NZL	<b>39,725</b>						
	5 HOOPS		<b>21,375</b> (18)	6,350	7,500	6,925	7,900	6,750	0,200
	2 ROPES 3 RIBBONS		<b>18,350</b> (20)	6,100	6,800	6,450	7,300	5,200	0,600
21	FRANCE	 FRA	<b>24,500</b>						
	5 HOOPS		<b>24,500</b> (9)	7,400	8,600	8,000	8,550	7,950	



## APPARATUS GROUPS (FINAL)

RK NAME	NAT	5 HOOPS						
		TOT	D1	D2	D	A	E	PEN
1 ITALY	ITA	<b>28,300</b>	8,900	9,500	9,200	9,600	9,500	
2 BELARUS	BLR	<b>27,900</b>	8,700	9,300	9,000	9,500	9,400	
3 BULGARIA	BUL	<b>26,750</b>	8,500	8,600	8,550	9,200	9,200	0,200
4 ISRAEL	ISR	<b>26,650</b>	8,400	8,900	8,650	9,000	9,000	
5 GERMANY	GER	<b>26,475</b>	8,150	9,100	8,625	8,850	9,000	
6 GREECE	GRE	<b>25,775</b>	8,200	8,350	8,275	8,800	8,700	
7 HUNGARY	HUN	<b>24,825</b>	7,600	8,450	8,025	8,500	8,300	
8 CHINA	CHN	<b>24,450</b>	7,100	8,000	7,550	8,600	8,500	0,200



## APPARATUS GROUPS (FINAL)

RK	NAME	NAT	2 ROPES 3 RI						
			TOT	D1	D2	D	A	E	PEN
1	ITALY	ITA	28,150	9,000	9,300	9,150	9,600	9,400	
2	BELARUS	BLR	26,650	9,000	8,400	8,700	9,150	8,800	
3	GERMANY	GER	26,100	8,500	8,600	8,550	8,800	8,750	
4	JAPAN	JPN	24,650	8,200	8,400	8,300	8,500	8,050	0,200
5	HUNGARY	HUN	24,400	8,000	7,400	7,700	8,600	8,100	
6	ISRAEL	ISR	24,350	7,500	7,500	7,500	8,600	8,250	
7	SWITZERLAND	SUI	24,300	8,150	8,050	8,100	8,600	7,800	0,200
8	UKRAINE	UKR	24,125	7,650	8,200	7,925	8,750	7,450	