







All-Around Results

Rank	Name	NOC Code					Total	
			D E	Total Rk. Pen.	D E	Total Rk. Pen.		
1	RUSSIAN FEDERATION	RUS	14.4 8.100	22.50 0.000	2	12.9 8.400	21.12 0.000	43.625
2	ITALY	ITA	13.4 8.400	21.80 0.000	3	12.7 8.400	21.10 0.000	42.900
3	BULGARIA	BUL	14.3 8.800	23.10 0.000	1	12.1 7.150	18.65 0.600	41.750
4	UKRAINE	UKR	13.5 7.550	21.05 0.000	4	12.3 6.400	18.70 0.000	39.750
5	SPAIN	ESP	11.6 7.600	19.20 0.000	5	10.5 7.350	17.85 0.000	37.050
6	BELARUS	BLR	11.3 7.450	18.75 0.000	6	11.1 6.300	17.40 0.000	36.150
7	AZERBAIJAN	AZE	11.8 6.000	17.20 0.600	10	11.2 7.300	18.50 0.000	35.700
8	ESTONIA	EST	11.4 6.750	18.15 0.000	7	10.3 6.300	16.60 0.000	34.750
9	FINLAND	FIN	12.1 5.750	17.55 0.300	9	10.9 6.250	17.15 0.000	34.700
10	FRANCE	FRA	10.6 6.500	17.10 0.000	11	10.6 6.150	16.67 0.300	33.775
11	POLAND	POL	11.2 6.700	17.90 0.000	8	9.8 5.850	15.65 0.000	33.550



All-Around Results

Rank	Name	NOC Code					Total		
			D E	Total Rk. Pen.	D E	Total Rk. Pen.			
12	HUNGARY	HUN	10.4 5.800	16.20 0.000	12	9.4 6.300	15.70 0.000	13	31.900
13	SWITZERLAND	SUI	9.6 5.900	15.50 0.000	14	10.1 6.200	16.30 0.000	12	31.800
14	LATVIA	LAT	9.4 6.300	15.70 0.000	13	9.2 4.500	13.65 0.050	15	29.350
15	SLOVENIA	SLO	9.0 6.100	15.10 0.000	15	8.5 4.600	13.10 0.000	16	28.200
16	ISRAEL	ISR	8.7 3.100	11.50 0.300	17	10.0 6.550	16.55 0.000	11	28.050
17	GREECE	GRE	8.8 5.350	14.15 0.000	16	8.6 2.400	11.00 0.000	18	25.150
18	AUSTRIA	AUT	7.4 3.850	10.95 0.300	18	7.3 3.850	11.15 0.000	17	22.100
19	NORWAY	NOR	6.7 4.050	10.75 0.000	19	5.4 2.850	8.250 0.000	19	19.000

LEGEND


3 Balls, 2 Ropes



5 Hoops

E Execution

D Difficulty

Rk. Ranking

Pen Penalty




Results By Apparatus



Rank	Name	NOC	E	D	Penalty	Total	
1	BULGARIA	BUL	8.800	14.3	0.000	23.100	Q
2	RUSSIAN FEDERATION	RUS	8.100	14.4	0.000	22.500	Q
3	ITALY	ITA	8.400	* 13.4	0.000	21.800	Q
4	UKRAINE	UKR	7.550	13.5	0.000	21.050	Q
5	SPAIN	ESP	7.600	11.6	0.000	19.200	Q
6	BELARUS	BLR	7.450	11.3	0.000	18.750	Q
7	ESTONIA	EST	6.750	11.4	0.000	18.150	Q
8	POLAND	POL	6.700	11.2	0.000	17.900	Q
9	FINLAND	FIN	5.750	12.1	0.300	17.550	R1
10	AZERBAIJAN	AZE	6.000	11.8	0.600	17.200	R2
11	FRANCE	FRA	6.500	10.6	0.000	17.100	
12	HUNGARY	HUN	5.800	10.4	0.000	16.200	
13	LATVIA	LAT	6.300	9.4	0.000	15.700	
14	SWITZERLAND	SUI	5.900	9.6	0.000	15.500	
15	SLOVENIA	SLO	6.100	9.0	0.000	15.100	
16	GREECE	GRE	5.350	8.8	0.000	14.150	
17	ISRAEL	ISR	3.100	8.7	0.300	11.500	
18	AUSTRIA	AUT	3.850	7.4	0.300	10.950	
19	NORWAY	NOR	4.050	6.7	0.000	10.750	

NOTE The 8 highest ranked participants in the qualifying competition per apparatus will qualify for the apparatus finals. A maximum number of 1 participant(s) per National Federation are allowed in these finals. 2 reserve participant(s) will be nominated for each final. Asterisk sign (*) informs that score was under inquire.

LEGEND
 5 Hoops

D Difficulty

E Execution




Results By Apparatus



Rank	Name	NOC	E	D	Penalty	Total	
1	RUSSIAN FEDERATION	RUS	8.225	12.9	0.000	21.125	Q
2	ITALY	ITA	8.400	12.7	0.000	21.100	Q
3	UKRAINE	UKR	6.400	12.3	0.000	18.700	Q
4	BULGARIA	BUL	7.150	12.1	0.600	18.650	Q
5	AZERBAIJAN	AZE	7.300	11.2	0.000	18.500	Q
6	SPAIN	ESP	7.350	10.5	0.000	17.850	Q
7	BELARUS	BLR	6.300	11.1	0.000	17.400	Q
8	FINLAND	FIN	6.250	10.9	0.000	17.150	Q
9	FRANCE	FRA	6.375	10.6	0.300	16.675	R1
10	ESTONIA	EST	6.300	10.3	0.000	16.600	R2
11	ISRAEL	ISR	6.550	10.0	0.000	16.550	
12	SWITZERLAND	SUI	6.200	10.1	0.000	16.300	
13	HUNGARY	HUN	6.300	9.4	0.000	15.700	
14	POLAND	POL	5.850	9.8	0.000	15.650	
15	LATVIA	LAT	4.500	9.2	0.050	13.650	
16	SLOVENIA	SLO	4.600	8.5	0.000	13.100	
17	AUSTRIA	AUT	3.850	7.3	0.000	11.150	
18	GREECE	GRE	2.400	8.6	0.000	11.000	
19	NORWAY	NOR	2.850	5.4	0.000	8.250	

NOTE The 8 highest ranked participants in the qualifying competition per apparatus will qualify for the apparatus finals. A maximum number of 1 participant(s) per National Federation are allowed in these finals. 2 reserve participant(s) will be nominated for each final.

LEGEND

 3 Balls, 2 Ropes

D Difficulty

E Execution




Results By Apparatus



Rank	Name	NOC	E	D	Penalty	Total
1	BULGARIA	BUL	8.625	14.2	0.000	22.825
2	ITALY	ITA	8.550	13.8	0.000	22.350
3	AZERBAIJAN	AZE	7.550	12.8	0.000	20.350
4	BELARUS	BLR	7.300	12.5	0.000	19.800
5	UKRAINE	UKR	6.850	12.1	0.000	18.950
6	SPAIN	ESP	7.400	11.4	0.000	18.800
7	RUSSIAN FEDERATION	RUS	6.400	12.2	0.600	18.000
8	FINLAND	FIN	6.450	10.1	0.000	16.550

LEGEND

 3 Balls, 2 Ropes

D Difficulty

E Execution




Results By Apparatus



Rank	Name	NOC	E	D	Penalty	Total
1	ITALY	ITA	8.550	13.8	0.000	22.350
2	UKRAINE	UKR	8.000	14.1	0.000	22.100
3	RUSSIAN FEDERATION	RUS	7.900	13.7	0.000	21.600
4	BULGARIA	BUL	7.850	13.4	0.000	21.250
5	BELARUS	BLR	7.500	12.9	0.000	20.400
6	SPAIN	ESP	7.450	11.3	0.000	18.750
7	POLAND	POL	6.200	11.4	0.000	17.600
8	ESTONIA	EST	5.525	11.5	0.600	16.425

LEGEND

 5 Hoops

D Difficulty

E Execution