

Results book provided by






BAKU 2014

30th Rhythmic Gymnastics European Championships


June 13-15, 2014





Results

Rank	Name	NOC Code	5 			3  2 			Total
			Score	Rk	Pen	Score	Rk	Pen	
1	Russian Federation	RUS	9.200	18.366	(1)	9.100	18.200	(1)	36.566
		E	9.166			9.100			
2	Italy	ITA	8.800	17.366	(4)	8.800	17.383	(2)	34.749
		E	8.566			8.583			
3	Israel	ISR	8.700	17.333	(7)	8.550	17.050	(3)	34.383
		E	8.633			8.500			
4	Bulgaria	BUL	8.800	17.666	(2)	8.600	16.633	(7)	34.299
		E	8.866			8.033			
5	Spain	ESP	8.750	17.358	(5)	8.700	16.733	(5)	34.091
		E	8.608			8.033			
6	Azerbaijan	AZE	8.550	17.350	(6)	8.600	16.700	(6)	34.050
		E	8.800			8.100			
7	France	FRA	8.400	16.566	(11)	8.450	16.516	(8)	33.082
		E	8.166			8.066			
8	Ukraine	UKR	8.150	16.033	(12)	8.650	16.850	(4)	32.883
		E	7.933	-0.05		8.200			
9	Switzerland	SUI	8.300	16.566	(10)	8.050	15.750	(9)	32.316
		E	8.266			7.700			
10	Greece	GRE	8.300	16.666	(9)	7.800	15.233	(11)	31.899
		E	8.366			7.433			
11	Germany	GER	8.300	16.700	(8)	8.075	15.041	(12)	31.741
		E	8.400			6.966			
12	Finland	FIN	8.150	16.016	(13)	7.975	15.575	(10)	31.591
		E	8.166	-0.30		7.600			
13	Latvia	LAT	7.700	15.533	(15)	7.100	14.133	(14)	29.666
		E	7.833			7.333	-0.30		
14	Poland	POL	7.575	15.708	(14)	7.025	13.325	(16)	29.033
		E	8.133			6.300			
15	Hungary	HUN	7.325	14.325	(19)	7.075	14.475	(13)	28.800
		E	7.000			7.400			
16	Czech Republic	CZE	7.450	14.783	(16)	6.875	13.075	(17)	27.858
		E	7.333			6.200			
17	Belarus	BLR	8.700	17.400	(3)	6.800	10.400	(21)	27.800
		E	8.700			4.500	-0.90		
18	Austria	AUT	7.150	13.850	(20)	7.000	13.916	(15)	27.766
		E	6.700			6.966	-0.05		
19	Turkey	TUR	7.025	14.525	(17)	6.750	12.716	(20)	27.241
		E	7.500			6.566	-0.60		
20	Portugal	POR	7.400	14.333	(18)	6.750	12.750	(19)	27.083
		E	6.933			6.600	-0.60		
21	Slovakia	SVK	6.800	13.566	(21)	6.350	12.816	(18)	26.382
		E	6.766			6.466			

Legend:

 5  5 Pairs of Clubs

 3  2  3 Balls - 2 Ribbons

Swiss Timing Official Results Provider



Results

5



Rank	Name	NOC Code	D Score	E Score	Pen	Total
1	Bulgaria	BUL	8.900	8.866		17.766
2	Russian Federation	RUS	8.900	8.733		17.633
3	Spain	ESP	8.850	8.700		17.550
4	Belarus	BLR	8.850	8.633		17.483
5	Italy	ITA	8.800	8.633		17.433
6	Azerbaijan	AZE	8.600	8.566		17.166
7	Israel	ISR	8.550	7.833		16.383
8	Germany	GER	8.000	7.700	0.60	15.100

Legend:

D Difficulty E Execution Pen Penalty



5 Pairs of Clubs

Swiss Timing Official Results Provider



Results

5



Rank	Name	NOC Code	D Score	E Score	Pen	Total
1	Russian Federation	RUS	9.200	9.166		18.366 Q
2	Bulgaria	BUL	8.800	8.866		17.666 Q
3	Belarus	BLR	8.700	8.700		17.400 Q
4	Italy	ITA	8.800	8.566		17.366 Q
5	Spain	ESP	8.750	8.608		17.358 Q
6	Azerbaijan	AZE	8.550	8.800		17.350 Q
7	Israel	ISR	8.700	8.633		17.333 Q
8	Germany	GER	8.300	8.400		16.700 Q
9	Greece	GRE	8.300	8.366		16.666 R1
10	Switzerland	SUI	8.300	8.266		16.566 R2
11	France	FRA	8.400	8.166		16.566 R3
12	Ukraine	UKR	8.150	7.933	0.05	16.033
13	Finland	FIN	8.150	8.166	0.30	16.016
14	Poland	POL	7.575	8.133		15.708
15	Latvia	LAT	7.700	7.833		15.533
16	Czech Republic	CZE	7.450	7.333		14.783
17	Turkey	TUR	7.025	7.500		14.525
18	Portugal	POR	7.400	6.933		14.333
19	Hungary	HUN	7.325	7.000		14.325
20	Austria	AUT	7.150	6.700		13.850
21	Slovakia	SVK	6.800	6.766		13.566

Legend:

D Difficulty

E Execution

Pen Penalty

Q Qualified for Group Apparatus 1 Final

Rx Reserve for Group Apparatus 1 Final



5 Pairs of Clubs



Results

3



2




Rank	Name	NOC Code	D Score	E Score	Pen	Total
1	Russian Federation	RUS	9.100	9.266		18.366
2	Azerbaijan	AZE	8.650	9.000		17.650
3	Bulgaria	BUL	8.850	8.733		17.583
4	Israel	ISR	8.700	8.800		17.500
5	Spain	ESP	8.700	8.700		17.400
6	Italy	ITA	8.800	8.533	0.05	17.283
7	France	FRA	8.200	7.833	0.30	15.733
8	Ukraine	UKR	7.900	5.800	0.60	13.100

Legend:

D Difficulty

E Execution

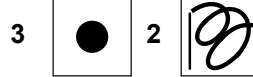
Pen Penalty



Swiss Timing Official Results Provider



Results



Rank	Name	NOC Code	D Score	E Score	Pen	Total
1	Russian Federation	RUS	9.100	9.100		18.200 Q
2	Italy	ITA	8.800	8.583		17.383 Q
3	Israel	ISR	8.550	8.500		17.050 Q
4	Ukraine	UKR	8.650	8.200		16.850 Q
5	Spain	ESP	8.700	8.033		16.733 Q
6	Azerbaijan	AZE	8.600	8.100		16.700 Q
7	Bulgaria	BUL	8.600	8.033		16.633 Q
8	France	FRA	8.450	8.066		16.516 Q
9	Switzerland	SUI	8.050	7.700		15.750 R1
10	Finland	FIN	7.975	7.600		15.575 R2
11	Greece	GRE	7.800	7.433		15.233 R3
12	Germany	GER	8.075	6.966		15.041
13	Hungary	HUN	7.075	7.400		14.475
14	Latvia	LAT	7.100	7.333	0.30	14.133
15	Austria	AUT	7.000	6.966	0.05	13.916
16	Poland	POL	7.025	6.300		13.325
17	Czech Republic	CZE	6.875	6.200		13.075
18	Slovakia	SVK	6.350	6.466		12.816
19	Portugal	POR	6.750	6.600	0.60	12.750
20	Turkey	TUR	6.750	6.566	0.60	12.716
21	Belarus	BLR	6.800	4.500	0.90	10.400

Legend:


D Difficulty

E Execution

Pen Penalty

Q Qualified for Group Apparatus 2 Final

Rx Reserve for Group Apparatus 2 Final







3 Balls







2 Ribbons





Swiss Timing Official Results Provider

Results

Rank	Name	NOC Code									Total				
			Score	Pen	Rk	Score	Pen	Rk	Score	Pen		Rk	Score	Pen	Rk
1	KUDRYAVTSEVA Yana	RUS D	9.400	18.700	(1)	8.500	17.433	(7)	9.400	18.800	(1)	9.200	18.566	(1)	73.499
		E	9.300			8.933		9.400			9.366				
2	STANIOUTA Melitina	BLR D	9.100	18.266	(2)	9.100	18.200	(2)	8.950	17.850	(4)	9.100	18.100	(3)	72.416
		E	9.166			9.100		8.900			9.000				
3	RIZATDINOVA Ganna	UKR D	9.050	18.083	(3)	9.050	18.066	(3)	9.000	18.000	(3)	8.800	17.500	(5)	71.649
		E	9.033			9.066	-0.05		9.000		9.000		8.700		
4	RIVKIN Neta	ISR D	8.950	17.950	(4)	8.750	17.816	(4)	9.000	18.033	(2)	8.700	17.800	(4)	71.599
		E	9.000			9.066		9.033			9.100				
5	MAMUN Margarita	RUS D	8.300	16.000	(15)	9.400	18.466	(1)	8.250	16.716	(13)	9.300	18.533	(2)	69.715
		E	7.700			9.066		8.466			9.233				
6	DURUNDA Marina	AZE D	8.700	17.733	(5)	8.650	17.566	(6)	8.450	16.950	(10)	8.550	17.425	(6)	69.674
		E	9.033			8.916		8.500			8.875				
7	HALKINA Katsiaryna	BLR D	8.600	17.366	(6)	8.450	17.283	(8)	8.400	17.100	(8)	8.500	17.266	(7)	69.015
		E	8.766			8.833		8.700			8.766				
8	MOUSTAFAEVA Kseniya	FRA D	8.500	17.025	(10)	8.800	17.600	(5)	8.800	17.600	(5)	8.350	16.550	(15)	68.775
		E	8.575	-0.05		8.800		8.800			8.500	-0.30			
9	PAZHAVA Salome	GEO D	8.250	16.850	(12)	8.200	16.833	(13)	8.500	17.400	(6)	8.500	17.233	(8)	68.316
		E	8.600			8.633		8.900			8.733				
10	RODRIGUEZ Carolina	ESP D	8.250	16.783	(14)	8.500	17.050	(11)	8.300	16.833	(12)	8.300	16.766	(12)	67.432
		E	8.533			8.600	-0.05		8.533		8.466				
11	MATEVA Mariya	BUL D	8.400	17.033	(9)	8.175	16.675	(15)	8.450	16.950	(10)	8.200	16.766	(12)	67.424
		E	8.633			8.500		8.500			8.566				
12	VEINBERG FILANOVSKY Victoria	ISR D	8.400	17.066	(8)	8.250	16.816	(14)	8.300	17.033	(9)	7.850	16.183	(18)	67.098
		E	8.666			8.566		8.733			8.333				
13	VLADINOVA Neviana	BUL D	8.450	17.150	(7)	8.300	16.866	(12)	8.250	16.616	(14)	7.950	16.416	(17)	67.048
		E	8.700			8.566		8.366			8.466				
14	MAZUR Viktoriia	UKR D	7.750	15.983	(16)	8.600	17.233	(10)	8.100	16.416	(16)	8.350	16.950	(9)	66.582
		E	8.233			8.733	-0.10		8.366	-0.05	8.600				
15	SHAFIZADA Gulsum	AZE D	8.300	17.000	(11)	7.800	16.033	(17)	8.000	16.500	(15)	8.350	16.883	(11)	66.416
		E	8.700			8.233		8.500			8.533				
16	FILIOU Varvara	GRE D	7.400	15.366	(19)	8.600	17.266	(9)	8.350	17.116	(7)	8.000	16.433	(16)	66.181
		E	7.966			8.666		8.766			8.433				
17	RUPRECHT Nicol	AUT D	8.300	16.800	(13)	7.900	16.333	(16)	8.000	16.050	(18)	8.200	16.600	(14)	65.783
		E	8.500			8.433		8.100	-0.05		8.400				
18	PISCUPESCU Alexandra	ROU D	7.125	14.725	(20)	7.825	16.025	(18)	8.000	16.266	(17)	8.400	16.900	(10)	63.916
		E	7.600			8.200		8.266			8.500				
19	VASS Dora	HUN D	7.400	15.666	(18)	7.850	16.016	(19)	7.600	15.900	(19)	7.225	14.791	(19)	62.373
		E	8.266			8.166		8.300			7.566				
20	WEGSCHEIDER Natascha	AUT D	7.725	15.825	(17)	7.100	15.266	(20)	7.725	15.858	(20)	6.825	14.625	(20)	61.574
		E	8.100			8.166		8.133			7.800				

Legend:				
D Difficulty	E Execution	Pen Penalty	Rk Apparatus Rank	
 Hoop	 Ball	 Clubs	 Ribbon	

Results

Rank	Bib	NOC Name					Total
			Score	Score	Score	Score	

1 **RUS - Russian Federation**

779	BRAVIKOVA Iuliia	D E P	7.450 8.833 (1)		7.000 8.600 (6)	15.600 (6)	31.883
780	POLIAKOVA Veronika	D E P	5.850 8.100 (23)			7.200 8.933 (3) 0.200	29.883
781	PETROVA Olesya	D E P		7.200 8.833 (2)	7.200 9.066 (1)	16.033 16.266	32.299
782	ANNENKOVA Irina	D E P		7.200 8.900 (1)		7.200 9.000 (1)	32.300

Total 30.233(4) 32.133(1) 31.866(1) 32.133(1) **96.815**

2 **BLR - Belarus**

711	TRUBACH Maryia	D E P	6.700 8.633 (6)	7.150 8.766 (3)	7.200 8.800 (2)	15.333 15.916	47.249
712	MANAKHAVA S. S.	D E P		6.900 8.666 (6)		6.675 8.700 (6)	30.941
713	RYBAKOVA Anastasiya	D E P	7.275 8.833 (2)		7.050 8.700 (4)	15.750 14.616 8.166 (10)	46.474

Total 31.441(1) 31.482(2) 31.750(2) 29.991(3) **94.715**

3 **AZE - Azerbaijan**

707	PIRIYEVA Zhala	D E P	7.300 8.800 (3)	7.150 8.266 (7) 0.050	7.050 8.933 (3)	15.983 16.116 8.966 (2)	63.565
708	ISMAYILOVA Zuleykha	D E P	6.550 8.533 (9)	6.600 8.666 (9)	6.825 8.366 (8)	15.191 15.533 8.633 (4)	61.073





Total 31.183(2) 30.632(3) 31.174(3) 31.649(2) **94.364**

4 **BUL - Bulgaria**

714	KALEYN Boryana	D E P	6.600 8.566 (7)	7.000 8.600 (5)		5.725 8.333 (26) 0.150	44.674
715	MARINOVA Katerina	D E P	7.000 8.566 (5)		6.950 8.700 (5)	15.650 14.616 8.266 (9)	45.832
716	ZAFIROVA Erika	D E P		6.250 8.500 (13)	4.500 7.200 (60) 0.600	11.100	25.850

Total 30.732(3) 30.350(4) 26.750(21) 28.524(7) **91.348**

Results

Rank	Bib	NOC Name					Total
			Score	Score	Score	Score	

5 UKR - Ukraine

799	KHANINA Valeriya	D	6.425	14.858		6.650	14.983	29.841
		E	8.433	(11)		8.333	(8)	
		P						
800	MYZHERYTSKA Diana	D	6.650	15.000		6.425	14.525	29.525
		E	8.400	(11)		8.100	(15)	
		P	0.050					
801	YAROSH Yana	D	6.400	14.533		6.300	14.500	29.033
		E	8.133	(14)		8.200	(11)	
		P						
802	MULYK Mariia	D	6.600	15.033		6.325	14.775	29.808
		E	8.433	(10)		8.500	(12)	
		P				0.050		
Total			30.033 (5)	29.391 (6)	<u>29.300</u> (4)	29.483 (4)		89.182

6 ITA - Italy

755	VILUCCHI Maria	D	6.150	14.516	6.300	14.500		29.016	
		E	8.366	(15)	8.200	(16)			
		P							
756	PARRINI Ginevra Fiore	D	6.175	14.641	5.150	11.916		26.557	
		E	8.466	(13)	7.066	(55)			
		P			0.300				
757	CICCONCELLI Letizia	D	6.900	15.333		6.875	15.275	30.608	
		E	8.433	(8)		8.400	(7)		
		P							
758	MALAVASI Arianna	D			6.325	14.858	6.000	14.100	28.958
		E			8.533	(11)	8.100	(16)	
		P							
Total			29.157 (6)	29.833 (5)	<u>26.774</u> (20)	29.375 (6)		89.123	





7 ISR - Israel

751	ASHRAM Linoy	D	7.300	15.666	7.250	15.716	6.950	15.283	61.065
		E	8.366	(4)	8.466	(4)	8.333	(7)	7.800
		P						(12)	
752	GOLDMAN Jennifer	D	5.250	12.583		5.625	13.191	25.774	
		E	7.333	(47)		7.866	(39)		
		P				0.300			
753	MALAMUD Naomi	D		5.550	12.933		4.050	10.650	23.583
		E		7.433	(34)		6.600	(61)	
		P		0.050					
Total			28.249 (9)	28.649 (8)	28.474 (9)	<u>25.050</u> (23)		87.189	

8 FIN - Finland

734	GERGALO Rebecca	D		6.650	14.816	6.450	14.600	6.100	14.050	43.466
		E		8.166	(12)	8.200	(13)	8.000	(20)	
		P				0.050		0.050		
735	KOLOMAINEN Alesia	D	6.175	13.841	6.400	14.500	6.300	14.500	42.841	
		E	7.666	(24)	8.100	(17)	8.200	(16)		
		P								
736	HIRVONEN Helena	D	6.100	14.100			6.250	14.250	28.350	
		E	8.000	(21)			8.000	(14)		
		P								
Total			27.941 (11)	29.316 (7)	29.100 (6)	<u>28.300</u> (8)		86.766		

Results

Rank	Bib	NOC	Name					Total
				Score	Score	Score	Score	

9 GRE - Greece

745	KELAIDITI	Eleni	D	6.600	14.800	6.850	14.983	6.350	14.050	7.000	15.400	59.233
			E	8.200	(12)	8.133	(10)	7.700	(23)	8.400	(5)	
			P									
746	MARTHA	Georgia	D	5.800	13.500	5.600	11.966	5.600	13.300	5.975	14.008	52.774
			E	7.700	(29)	6.666	(52)	7.700	(36)	8.033	(21)	
			P			0.300						
Total				28.300	(8)	26.949	(11)	27.350	(15)	29.408	(5)	86.741

10 ROU - Romania

777	FILIORIANU	Ana Luiza	D	6.600	15.133	5.800	13.633	6.500	15.000	5.850	14.250	58.016
			E	8.533	(8)	7.833	(21)	8.500	(9)	8.400	(13)	
			P									
778	VERDES	Andreea	D	5.700	13.008	4.950	12.416	6.000	13.900	6.000	13.933	53.257
			E	7.308	(38)	7.466	(46)	7.900	(27)	7.933	(25)	
			P									
Total				28.141	(10)	26.049	(18)	28.900	(7)	28.183	(9)	85.849





11 HUN - Hungary

747	KIS	Alexandra	D			6.375	14.508	6.550	14.916			29.424
			E			8.133	(15)	8.366	(10)			
			P									
748	PIGNICZKI	Fanni	D			5.650	13.683			5.550	13.216	26.899
			E			8.033	(20)			7.666	(37)	
			P									
749	SZAKALY	Borbala	D	6.000	13.966			6.100	14.200			28.166
			E	7.966	(22)			8.100	(21)			
			P									
750	VARAY	Mira	D	5.800	13.166					6.100	14.100	27.266
			E	7.366	(35)					8.000	(17)	
			P									
Total				27.132	(16)	28.191	(9)	29.116	(5)	27.316	(13)	85.373

12 EST - Estonia

731	FROLOVA	Lana	D			5.500	13.200	6.000	14.133			27.333
			E			7.700	(29)	8.133	(22)			
			P									
732	KUKSOVA	Vasilina	D	5.800	13.800					5.525	13.391	27.191
			E	8.000	(26)					7.916	(33)	
			P							0.050		
733	VARTLAAN	Janika	D	5.700	13.800	5.350	13.250	6.300	14.466	5.750	13.850	55.366
			E	8.100	(25)	7.900	(27)	8.266	(17)	8.100	(29)	
			P					0.100				
Total				27.600	(12)	26.450	(15)	28.599	(8)	27.241	(14)	83.440

Results

Rank	Bib	NOC Name					Total
			Score	Score	Score	Score	

13 BEL - Belgium

709	COLLIN	Anais	D 6.400	14.316	6.200	14.266	6.250	14.416	5.975	13.941	56.939
			E 7.916	(17)	8.066	(18)	8.166	(18)	7.966	(24)	
710	WYERS	Kaat	D 5.300	12.966	5.750	13.350	5.475	13.141	4.900	12.466	51.923
			E 7.666	(39)	7.600	(25)	7.666	(42)	7.566	(45)	
Total			27.282	(15)	27.616	(10)	<u>27.557</u>	(12)	26.407	(18)	83.430

14 GEO - Georgia

740	SHELIA	Viktoria	D 6.100	14.200	5.625	12.700	5.875	13.275	5.900	14.000	54.175
			E 8.100	(18)	7.075	(40)	7.400	(37)	8.100	(22)	
741	VALIEVA	Elina	D 6.300	14.400			6.125	14.225			28.625
			E 8.100	(16)			8.100	(20)			
742	ROKHVADZE	Ninia	D		5.000	12.766			5.100	12.800	25.566
			E		7.766	(37)			7.700	(41)	
Total			28.600	(7)	25.466	(21)	27.500	(14)	<u>26.800</u>	(16)	82.900





15 MDA - Republic of Moldova

765	PESTUSCO	Iulia	D 4.800	12.033	5.600	13.266					25.299
			E 7.233	(54)	7.666	(26)					
766	DOGOTARI	Alexandra	D				6.050	13.516	5.600	13.333	26.849
			E				7.466	(34)	7.733	(34)	
767	DULGHERU	Nicoleta	D 6.225	14.525	6.325	13.591	6.350	14.550	5.500	11.866	54.532
			E 8.300	(14)	7.366	(22)	8.200	(14)	7.466	(54)	
			P		0.100				1.100		
Total			26.558	(18)	26.857	(12)	<u>28.066</u>	(10)	25.199	(22)	82.781

16 POL - Poland

770	KOSOULIEVA	Angela	D		5.325	13.191			5.900	14.200	27.391
			E		7.866	(30)			8.300	(15)	
771	KOZIOL	Natalia	D 5.550	12.150			6.125	14.291			26.441
			E 6.900	(52)			8.166	(19)			
			P 0.300								
772	WISNIEWSKA	Julia	D 5.300	12.583			5.650	13.050			25.633
			E 7.333	(46)			7.400	(44)			
			P 0.050								
773	PIJANOWSKA	Sonia	D		5.350	13.216			5.700	13.900	27.116
			E		7.866	(28)			8.200	(27)	
Total			24.733	(26)	26.407	(16)	27.341	(16)	<u>28.100</u>	(10)	81.848

Results

Rank	Bib	NOC Name					Total
			Score	Score	Score	Score	

17 LAT - Latvia

759	MIZUNE Karolina	D	5.500	13.166	5.550	13.550	5.350	13.083	39.799	
		E	7.666	(31)	8.000	(33)	7.733	(39)		
		P								
760	LEINA Arina	D	5.550	13.383	5.825	13.725			27.108	
		E	7.833	(31)	7.900	(31)				
		P								
761	LIPKINA Laima	D	5.750	13.666	5.650	13.391	5.600	13.866	40.923	
		E	7.916	(28)	7.791	(24)	8.266	(28)		
		P		0.050						
Total			27.049	(17)	26.557	(13)	27.275	(17)	<u>26.949</u> (15)	81.581

18 GER - Germany

743	TIKHONOVICH Alexandra	D	5.450	13.250	5.375	12.908	5.625	13.725	5.525	12.925	52.808
		E	7.800	(33)	7.533	(35)	8.100	(30)	7.400	(40)	
		P									
744	TKALTSCHWITSCH Lea	D	6.100	14.166	5.225	13.125	6.000	13.933	5.250	13.250	54.474
		E	8.066	(20)	7.900	(32)	7.933	(25)	8.000	(35)	
		P									
Total			27.416	(13)	26.033	(19)	27.658	(11)	<u>26.175</u> (20)		81.449





19 TUR - Turkey

795	CANKAYA Ecem	D	5.750	13.683	6.100	13.966	6.000	14.000	6.150	14.083	55.732
		E	7.933	(27)	7.866	(19)	8.000	(24)	7.933	(18)	
		P									
796	KIR Guler	D	5.000	12.700				4.950	12.450	25.150	
		E	7.700	(42)				7.500	(46)		
		P									
798	BEKTAS Selen	D			5.000	12.533	5.250	12.783		25.316	
		E			7.533	(42)	7.533	(48)			
		P									
Total			26.383	(19)	26.499	(14)	26.783	(19)	<u>26.533</u> (17)		81.215

20 FRA - France

737	AY Camille	D	5.250	13.050	4.800	12.466	6.000	13.933	5.900	14.066	53.515
		E	7.800	(37)	7.666	(45)	7.933	(25)	8.166	(19)	
		P									
738	DELENA Clara	D	4.850	12.516	4.475	11.775				24.291	
		E	7.666	(49)	7.300	(54)					
		P									
739	JOVENIN Axelle	D					5.950	13.583	5.875	13.941	27.524
		E					7.633	(32)	8.066	(23)	
		P									
Total			25.566	(22)	24.241	(23)	27.516	(13)	<u>28.007</u> (11)		81.089

Results

Rank	Bib	NOC	Name					Total
				Score	Score	Score	Score	

21 CZE - Czech Republic

723	KOBYLKOVA	Denisa	D E P	4.850 7.366 (49)	12.216 13.416 (35)	5.550 7.866 (35)		25.632
724	TOMKOVA	Anna	D E P	5.800 7.266 (36)	13.066 12.308 (47)			25.374
725	NEMECKOVA	Daniela	D E P	5.450 7.866 (32)	13.316		5.800 7.833 (31)	26.949
726	KONIGOVA	Belinda	D E P			6.150 7.600 (29)	13.750 13.816 (30)	27.566
Total				26.382 (20)	24.524 (22)	27.166 (18)	27.449 (12)	80.997





22 ESP - Spain

727	FERNANDEZ	QUILEZ	D E P			4.875 7.166 (53)	12.041 12.658 (43)	24.699
728	SARRIAS	CECILIA Alba	D E P	5.650 7.800 (23)	13.450		4.650 7.433 (50)	25.533
729	ESQUERDO	FOSSAS Clara	D E P	5.850 7.666 (34)	13.216	5.525 7.100 (49)	12.625	25.841
730	GOMEZ	JORQUERA Paula	D E P	6.075 8.100 (19)	14.175 12.783 (36)			26.958
Total				27.391 (14)	26.233 (17)	24.666 (26)	24.741 (25)	78.907

23 SLO - Slovenia

783	ZOREC	Iza	D E P	4.225 7.700 (56)	11.925	4.400 7.633 (54)	12.033	23.958
784	KARNER	Taja	D E P	4.900 8.100 (40)	12.950	5.100 7.666 (38)	12.766	25.716
785	PODGORSEK	Aleksandra	D E P		5.500 7.500 (33)	13.000	5.750 7.700 (36)	26.250
786	JERMAN	BUKAVEC Aja	D E P			5.450 7.800 (38)	13.250 13.125 (38)	26.375
Total				24.875 (25)	25.766 (20)	25.283 (25)	26.375 (19)	78.341

Results

Rank	Bib	NOC	Name					Total
				Score	Score	Score	Score	

24 CYP - Cyprus

720	SIAMPTANI Myrofora	D	5.025	12.691	4.800	11.100	5.500	12.833	4.600	11.250	47.874
		E	7.666	(43)	6.900	(59)	7.333	(46)	6.700	(58)	
		P			0.600				0.050		
721	EVRIPIDOU Diamanto	D	5.700	13.433			5.900	13.766			27.199
		E	7.733	(30)			7.866	(28)			
		P									
722	KELIS Anna Valentina	D			5.000	12.533			4.775	12.441	24.974
		E			7.533	(42)			7.666	(47)	
		P									
Total			26.124	(21)	23.633	(26)	26.599	(22)	23.691	(27)	77.697

25 LTU - Lithuania

762	SPUCYTE Deimena	D	4.950	12.316	4.525	11.758			5.025	12.275	36.349
		E	7.366	(51)	7.233	(56)			7.300	(48)	
		P							0.050		
763	PRONCENKO Veronika	D	5.375	12.875			5.725	13.191	5.650	13.525	39.591
		E	7.500	(41)			7.466	(40)	7.875	(32)	
		P									
764	UDRAITE Danguole	D			4.575	11.658	5.475	13.175			24.833
		E			7.133	(57)	7.700	(41)			
		P			0.050						
Total			25.191	(24)	23.416	(29)	26.366	(23)	25.800	(21)	77.357





26 AUT - Austria

704	BREUSS Noelle	D	4.950	12.650	4.825	12.225	5.250	13.050	5.150	12.616	50.541
		E	7.700	(45)	7.400	(48)	7.800	(43)	7.466	(44)	
		P									
705	POTEMKINA Anastasia	D	5.075	12.675	4.650	11.850	5.200	12.800	4.900	12.133	49.458
		E	7.600	(44)	7.200	(53)	7.600	(47)	7.233	(49)	
		P									
Total			25.325	(23)	24.075	(25)	25.850	(24)	24.749	(24)	76.016

27 SVK - Slovakia

791	CECHOVA Alexandra	D					4.300	11.200	4.475	11.975	23.175
		E					7.200	(59)	7.500	(53)	
		P					0.300				
792	TURCIAKOVA Karolina	D	5.025	12.558					4.300	11.625	24.183
		E	7.533	(48)					7.325	(56)	
		P									
793	BARANOVA Laura	D			4.825	10.225	5.250	12.950			23.175
		E			6.000	(62)	7.700	(45)			
		P			0.600						
794	PRITZOVA Kristina	D	4.600	11.966	5.150	12.733					24.699
		E	7.366	(55)	7.583	(39)					
		P									
Total			24.524	(27)	22.958	(30)	24.150	(28)	23.600	(29)	73.807

Results

Rank	Bib	NOC Name					Total
			Score	Score	Score	Score	

28 POR - Portugal

774	VIEIRA DOS SANTOS	D	4.600	11.833	5.175	12.508	5.025	12.458	5.225	12.725	49.524
		E	7.233	(57)	7.333	(44)	7.433	(50)	7.500	(42)	
		P									
775	LUIS SANTOS Beatriz	D			4.075	11.108	4.750	12.116			23.224
		E			7.033	(58)	7.366	(52)			
		P									
776	DE SOUSA E SILVA	D	4.100	11.466					4.525	11.641	23.107
		E	7.366	(60)					7.266	(55)	
		P							0.150		
Total			23.299	(30)	23.616	(28)	24.574	(27)	24.366	(26)	73.281

29 SRB - Serbia

787	ANDRIC Iva	D					4.525	11.658	4.700	12.000	23.658
		E					7.133	(57)	7.300	(52)	
		P									
788	MAKSIMOVIC Sanja	D			4.000	10.933			3.925	10.858	21.791
		E			6.933	(61)			6.933	(60)	
		P									
789	RADULOVIC Stasa	D	5.150	12.416	4.575	11.775					24.191
		E	7.266	(50)	7.200	(55)					
		P									
790	OBRADOVIC Tamara	D	4.425	11.358			5.050	12.350			23.708
		E	6.933	(61)			7.300	(51)			
		P									
Total			23.774	(28)	22.708	(31)	24.008	(29)	22.858	(30)	71.557

30 CRO - Croatia





717	VIDAKOVIC Mia	D			4.250	11.016	3.875	11.025			22.041
		E			6.766	(60)	7.200	(61)			
		P					0.050				
718	BOZIC Laura	D	4.700	12.033	5.150	12.616			4.575	11.558	36.207
		E	7.333	(53)	7.466	(41)			7.033	(57)	
		P							0.050		
719	STRNAD Rea	D	4.025	11.625			4.000	10.850	4.550	12.050	34.525
		E	7.600	(59)			6.900	(62)	7.500	(51)	
		P					0.050				
Total			23.658	(29)	23.632	(27)	21.875	(31)	23.608	(28)	70.907

31 NOR - Norway

768	SWENSEN Emilie	D	4.400	11.733	4.700	12.166	4.600	11.700	3.800	11.033	46.632
		E	7.333	(58)	7.466	(50)	7.100	(56)	7.233	(59)	
		P									
769	WENBERG Karoline	D	4.250	10.983	4.750	12.050	4.225	11.591	2.950	9.616	44.240
		E	6.733	(62)	7.300	(51)	7.366	(58)	6.666	(62)	
		P									
Total			22.716	(31)	24.216	(24)	23.291	(30)	20.649	(31)	70.273



Results

Rank	Bib	NOC	Name					Total
				Score	Score	Score	Score	

32 AND - Andorra

701	PEREIRA CASCAO	Jessica	D E P	2.750 6.766	9.516 (63)	2.950 6.466	9.416 (63)	2.500 6.633	9.133 (63)	28.065
702	RAMOS	Andrea	D E P	3.500 7.266	10.766 (63)	2.750 6.008	8.758 (64)	2.275 6.800	9.075 (64)	28.599
703	FLINCH	Judith	D E P	3.150 7.133	10.283 (64)	2.325 6.600	8.925 (64)			19.208
Total				21.049 (32)	18.441 (32)	<u>18.174</u> (32)	18.208 (32)			58.189

Note:

Underlined totals indicates starting apparatus

Legend:



Hoop



Ball







Clubs







Ribbon

Swiss Timing Official Results Provider

Results

Rank Name	NOC Code									Total
		Score	Rk	Score	Rk	Score	Rk	Score	Rk	
1 PIRIYEVA Zhala	AZE D	7.300	16.100 (3)	7.150	15.366 (7)	7.050	15.983 (3)	7.150	16.116 (2)	63.565
		E 8.800		8.266	-0.05	8.933		8.966		
2 ISMAYILOVA Zuleykha	AZE D	6.550	15.083 (9)	6.600	15.266 (9)	6.825	15.191 (8)	6.900	15.533 (4)	61.073
		E 8.533		8.666		8.366		8.633		
3 ASHRAM Linoy	ISR D	7.300	15.666 (4)	7.250	15.716 (4)	6.950	15.283 (7)	6.600	14.400 (12)	61.065
		E 8.366		8.466		8.333		7.800		
4 KELAIDITI Eleni	GRE D	6.600	14.800 (12)	6.850	14.983 (10)	6.350	14.050 (23)	7.000	15.400 (5)	59.233
		E 8.200		8.133		7.700		8.400		
5 FILIORIANU Ana Luiza	ROU D	6.600	15.133 (8)	5.800	13.633 (21)	6.500	15.000 (9)	5.850	14.250 (13)	58.016
		E 8.533		7.833		8.500		8.400		
6 COLLIN Anais	BEL D	6.400	14.316 (17)	6.200	14.266 (18)	6.250	14.416 (18)	5.975	13.941 (24)	56.939
		E 7.916		8.066		8.166		7.966		
7 CANKAYA Ecem	TUR D	5.750	13.683 (27)	6.100	13.966 (19)	6.000	14.000 (24)	6.150	14.083 (18)	55.732
		E 7.933		7.866		8.000		7.933		
8 VARTLAAN Janika	EST D	5.700	13.800 (25)	5.350	13.250 (27)	6.300	14.466 (17)	5.750	13.850 (29)	55.366
		E 8.100		7.900		8.266	-0.10	8.100		
9 DULGHERU Nicoleta	MDA D	6.225	14.525 (14)	6.325	13.591 (22)	6.350	14.550 (14)	5.500	11.866 (54)	54.532
		E 8.300		7.366	-0.10	8.200		7.466	-1.10	
10 TKALTSCHWITSCH Lea	GER D	6.100	14.166 (20)	5.225	13.125 (32)	6.000	13.933 (25)	5.250	13.250 (35)	54.474
		E 8.066		7.900		7.933		8.000		
11 SHELIA Viktoria	GEO D	6.100	14.200 (18)	5.625	12.700 (40)	5.875	13.275 (37)	5.900	14.000 (22)	54.175
		E 8.100		7.075		7.400		8.100		
12 AY Camille	FRA D	5.250	13.050 (37)	4.800	12.466 (45)	6.000	13.933 (25)	5.900	14.066 (19)	53.515
		E 7.800		7.666		7.933		8.166		
13 VERDES Andreea	ROU D	5.700	13.008 (38)	4.950	12.416 (46)	6.000	13.900 (27)	6.000	13.933 (25)	53.257
		E 7.308		7.466		7.900		7.933		
14 TIKHONOVICH Alexandra	GER D	5.450	13.250 (33)	5.375	12.908 (35)	5.625	13.725 (30)	5.525	12.925 (40)	52.808
		E 7.800		7.533		8.100		7.400		
15 MARTHA Georgia	GRE D	5.800	13.500 (29)	5.600	11.966 (52)	5.600	13.300 (36)	5.975	14.008 (21)	52.774
		E 7.700		6.666	-0.30	7.700		8.033		
16 WYERS Kaat	BEL D	5.300	12.966 (39)	5.750	13.350 (25)	5.475	13.141 (42)	4.900	12.466 (45)	51.923
		E 7.666		7.600		7.666		7.566		
17 BREUSS Noelle	AUT D	4.950	12.650 (45)	4.825	12.225 (48)	5.250	13.050 (43)	5.150	12.616 (44)	50.541
		E 7.700		7.400		7.800		7.466		
18 VIEIRA DOS SANTOS Adriana	POR D	4.600	11.833 (57)	5.175	12.508 (44)	5.025	12.458 (50)	5.225	12.725 (42)	49.524
		E 7.233		7.333		7.433		7.500		
19 POTEKINA Anastasia	AUT D	5.075	12.675 (44)	4.650	11.850 (53)	5.200	12.800 (47)	4.900	12.133 (49)	49.458
		E 7.600		7.200		7.600		7.233		
20 SIAMPTANI Myrofora	CYP D	5.025	12.691 (43)	4.800	11.100 (59)	5.500	12.833 (46)	4.600	11.250 (58)	47.874
		E 7.666		6.900	-0.60	7.333		6.700	-0.05	
21 SWENSEN Emilie	NOR D	4.400	11.733 (58)	4.700	12.166 (50)	4.600	11.700 (56)	3.800	11.033 (59)	46.632
		E 7.333		7.466		7.100		7.233		
22 WENBERG Karoline	NOR D	4.250	10.983 (62)	4.750	12.050 (51)	4.225	11.591 (58)	2.950	9.616 (62)	44.240
		E 6.733		7.300		7.366		6.666		

Legend:			
D Difficulty	E Execution	Pen Penalty	Rk Apparatus Rank
 Hoop	 Ball	 Clubs	 Ribbon



Results



Rank	Name	NOC Code	D Score	E Score	Pen	Total
1	BRAVIKOVA Iuliia	RUS	7.450	8.833		16.283 Q
2	RYBAKOVA Anastasiya	BLR	7.275	8.833		16.108 Q
3	PIRIYEVA Zhala	AZE	7.300	8.800		16.100 Q
4	ASHRAM Linoy	ISR	7.300	8.366		15.666 Q
5	MARINOVA Katerina	BUL	7.000	8.566		15.566 Q
6	TRUBACH Maryia	BLR	6.700	8.633		15.333
7	KALEYN Boryana	BUL	6.600	8.566		15.166
8	FILIORIANU Ana Luiza	ROU	6.600	8.533		15.133 Q
9	ISMAYILOVA Zuleykha	AZE	6.550	8.533		15.083
10	MULYK Mariia	UKR	6.600	8.433		15.033 Q
11	MYZHERYTSKA Diana	UKR	6.650	8.400	0.05	15.000
12	KELADITI Eleni	GRE	6.600	8.200		14.800 Q
13	PARRINI Ginevra Fiore	ITA	6.175	8.466		14.641 R1
14	DULGHERU Nicoleta	MDA	6.225	8.300		14.525 R2
15	VILUCCHI Maria	ITA	6.150	8.366		14.516
16	VALIEVA Elina	GEO	6.300	8.100		14.400 R3
17	COLLIN Anais	BEL	6.400	7.916		14.316
18	SHELIA Viktoria	GEO	6.100	8.100		14.200
19	GOMEZ JORQUERA Paula	ESP	6.075	8.100		14.175
20	TKALTSCHWITSCH Lea	GER	6.100	8.066		14.166
21	HIRVONEN Helena	FIN	6.100	8.000		14.100
22	SZAKALY Borbala	HUN	6.000	7.966		13.966
23	POLIAKOVA Veronika	RUS	5.850	8.100		13.950
24	KOLOMAINEN Alesia	FIN	6.175	7.666		13.841
25	VARTLAAN Janika	EST	5.700	8.100		13.800
26	KUKSOVA Vasilina	EST	5.800	8.000		13.800
27	CANKAYA Ecem	TUR	5.750	7.933		13.683
28	LIPKINA Laima	LAT	5.750	7.916		13.666
29	MARTHA Georgia	GRE	5.800	7.700		13.500
30	EVRIPIDOU Diamanto	CYP	5.700	7.733		13.433
31	LEINA Arina	LAT	5.550	7.833		13.383
32	NEMECKOVA Daniela	CZE	5.450	7.866		13.316
33	TIKHONOVICH Alexandra	GER	5.450	7.800		13.250
34	ESQUERDO FOSSAS Clara	ESP	5.850	7.666	0.30	13.216
35	VARAY Mira	HUN	5.800	7.366		13.166
36	TOMKOVA Anna	CZE	5.800	7.266		13.066
37	AY Camille	FRA	5.250	7.800		13.050
38	VERDES Andreea	ROU	5.700	7.308		13.008
39	WYERS Kaat	BEL	5.300	7.666		12.966
40	KARNER Taja	SLO	4.900	8.100	0.05	12.950
41	PRONCENKO Veronika	LTU	5.375	7.500		12.875
42	KIR Guler	TUR	5.000	7.700		12.700



Results



Rank	Name	NOC Code	D Score	E Score	Pen	Total
43	SIAMPTANI Myrofora	CYP	5.025	7.666		12.691
44	POTEMKINA Anastasia	AUT	5.075	7.600		12.675
45	BREUSS Noelle	AUT	4.950	7.700		12.650
46	WISNIEWSKA Julia	POL	5.300	7.333	0.05	12.583
47	GOLDMAN Jennifer	ISR	5.250	7.333		12.583
48	TURCIAKOVA Karolina	SVK	5.025	7.533		12.558
49	DELENA Clara	FRA	4.850	7.666		12.516
50	RADULOVIC Stasa	SRB	5.150	7.266		12.416
51	SPUCYTE Deimena	LTU	4.950	7.366		12.316
52	KOZIOL Natalia	POL	5.550	6.900	0.30	12.150
53	BOZIC Laura	CRO	4.700	7.333		12.033
54	PESTUSCO Iulia	MDA	4.800	7.233		12.033
55	PRITZOVA Kristina	SVK	4.600	7.366		11.966
56	ZOREC Iza	SLO	4.225	7.700		11.925
57	VIEIRA DOS SANTOS Adriana	POR	4.600	7.233		11.833
58	SWENSEN Emilie	NOR	4.400	7.333		11.733
59	STRNAD Rea	CRO	4.025	7.600		11.625
60	DE SOUSA E SILVA Beatriz	POR	4.100	7.366		11.466
61	OBRADOVIC Tamara	SRB	4.425	6.933		11.358
62	WENNBERG Karoline	NOR	4.250	6.733		10.983
63	RAMOS Andrea	AND	3.500	7.266		10.766
64	FLINCH Judith	AND	3.150	7.133		10.283

Legend:

D Difficulty E Execution Pen Penalty Q Qualified for Hoop Final Rx Reserve for Hoop Final

Hoop



Results



Rank	Name	NOC Code	D Score	E Score	Pen	Total
1	ANNENKOVA Irina	RUS	7.200	8.900		16.100 Q
2	PETROVA Olesya	RUS	7.200	8.833		16.033
3	TRUBACH Maryia	BLR	7.150	8.766		15.916 Q
4	ASHRAM Linoy	ISR	7.250	8.466		15.716 Q
5	KALEYN Boryana	BUL	7.000	8.600		15.600 Q
6	MANAKHAVA Stefaniya Sofiya	BLR	6.900	8.666		15.566
7	PIRIYEVA Zhala	AZE	7.150	8.266	0.05	15.366 Q
8	CICCONCELLI Letizia	ITA	6.900	8.433		15.333 Q
9	ISMAYILOVA Zuleykha	AZE	6.600	8.666		15.266
10	KELAIDITI Eleni	GRE	6.850	8.133		14.983 Q
11	KHANINA Valeriya	UKR	6.425	8.433		14.858 Q
12	GERGALO Rebecca	FIN	6.650	8.166		14.816 R1
13	ZAFIROVA Erika	BUL	6.250	8.500		14.750
14	YAROSH Yana	UKR	6.400	8.133		14.533
15	KIS Alexandra	HUN	6.375	8.133		14.508 R2
16	VILUCCHI Maria	ITA	6.300	8.200		14.500
17	KOLOMAINEN Alesia	FIN	6.400	8.100		14.500
18	COLLIN Anais	BEL	6.200	8.066		14.266 R3
19	CANKAYA Ecem	TUR	6.100	7.866		13.966
20	PIGNICZKI Fanni	HUN	5.650	8.033		13.683
21	FILIORIANU Ana Luiza	ROU	5.800	7.833		13.633
22	DULGHERU Nicoleta	MDA	6.325	7.366	0.10	13.591
23	SARRIAS CECILIA Alba	ESP	5.650	7.800		13.450
24	LIPKINA Laima	LAT	5.650	7.791	0.05	13.391
25	WYERS Kaat	BEL	5.750	7.600		13.350
26	PESTUSCO Iulia	MDA	5.600	7.666		13.266
27	VARTLAAN Janika	EST	5.350	7.900		13.250
28	PIJANOWSKA Sonia	POL	5.350	7.866		13.216
29	FROLOVA Lana	EST	5.500	7.700		13.200
30	KOSOULIEVA Angela	POL	5.325	7.866		13.191
31	MIZUNE Karolina	LAT	5.500	7.666		13.166
32	TKALTSCHWITSCH Lea	GER	5.225	7.900		13.125
33	PODGORSEK Aleksandra	SLO	5.500	7.500		13.000
34	MALAMUD Naomi	ISR	5.550	7.433	0.05	12.933
35	TIKHONOVICH Alexandra	GER	5.375	7.533		12.908
36	GOMEZ JORQUERA Paula	ESP	5.700	7.233	0.15	12.783
37	ROKHVADZE Ninia	GEO	5.000	7.766		12.766
38	KARNER Taja	SLO	5.100	7.666		12.766
39	PRITZOVA Kristina	SVK	5.150	7.583		12.733
40	SHELIA Viktoria	GEO	5.625	7.075		12.700
41	BOZIC Laura	CRO	5.150	7.466		12.616
42	KELIS Anna Valentina	CYP	5.000	7.533		12.533



Results



Rank	Name	NOC Code	D Score	E Score	Pen	Total
42	BEKTAS Selen	TUR	5.000	7.533		12.533
44	VIEIRA DOS SANTOS Adriana	POR	5.175	7.333		12.508
45	AY Camille	FRA	4.800	7.666		12.466
46	VERDES Andreea	ROU	4.950	7.466		12.416
47	TOMKOVA Anna	CZE	4.775	7.533		12.308
48	BREUSS Noelle	AUT	4.825	7.400		12.225
49	KOBYLKOVA Denisa	CZE	4.850	7.366		12.216
50	SWENSEN Emilie	NOR	4.700	7.466		12.166
51	WENNBERG Karoline	NOR	4.750	7.300		12.050
52	MARTHA Georgia	GRE	5.600	6.666	0.30	11.966
53	POTEMKINA Anastasia	AUT	4.650	7.200		11.850
54	DELENA Clara	FRA	4.475	7.300		11.775
55	RADULOVIC Stasa	SRB	4.575	7.200		11.775
56	SPUCYTE Deimena	LTU	4.525	7.233		11.758
57	UDRAITE Danguole	LTU	4.575	7.133	0.05	11.658
58	LUIS SANTOS Beatriz	POR	4.075	7.033		11.108
59	SIAMPTANI Myrofora	CYP	4.800	6.900	0.60	11.100
60	VIDAKOVIC Mia	CRO	4.250	6.766		11.016
61	MAKSIMOVIC Sanja	SRB	4.000	6.933		10.933
62	BARANOVA Laura	SVK	4.825	6.000	0.60	10.225
63	PEREIRA CASCAO Jessica	AND	2.750	6.766		9.516
64	FLINCH Judith	AND	2.325	6.600		8.925

Legend:

D Difficulty **E** Execution **Pen** Penalty **Q** Qualified for Ball Final **Rx** Reserve for Ball Final

 Ball



Results



Rank	Name	NOC Code	D Score	E Score	Pen	Total
1	PETROVA Olesya	RUS	7.200	9.066		16.266 Q
2	TRUBACH Maryia	BLR	7.200	8.800		16.000 Q
3	PIRIYEVA Zhala	AZE	7.050	8.933		15.983 Q
4	RYBAKOVA Anastasiya	BLR	7.050	8.700		15.750
5	MARINOVA Katerina	BUL	6.950	8.700		15.650 Q
6	BRAVIKOVA Iuliia	RUS	7.000	8.600		15.600
7	ASHRAM Linoy	ISR	6.950	8.333		15.283 Q
8	ISMAYILOVA Zuleykha	AZE	6.825	8.366		15.191
9	FILIORIANU Ana Luiza	ROU	6.500	8.500		15.000 Q
10	KIS Alexandra	HUN	6.550	8.366		14.916 Q
11	MALAVASI Arianna	ITA	6.325	8.533		14.858 Q
12	MULYK Mariia	UKR	6.325	8.500	0.05	14.775 R1
13	GERGALO Rebecca	FIN	6.450	8.200	0.05	14.600 R2
14	DULGHERU Nicoleta	MDA	6.350	8.200		14.550 R3
15	MYZHERYTSKA Diana	UKR	6.425	8.100		14.525
16	KOLOMAINEN Alesia	FIN	6.300	8.200		14.500
17	VARTLAAN Janika	EST	6.300	8.266	0.10	14.466
18	COLLIN Anais	BEL	6.250	8.166		14.416
19	KOZIOL Natalia	POL	6.125	8.166		14.291
20	VALIEVA Elina	GEO	6.125	8.100		14.225
21	SZAKALY Borbala	HUN	6.100	8.100		14.200
22	FROLOVA Lana	EST	6.000	8.133		14.133
23	KELAIDITI Eleni	GRE	6.350	7.700		14.050
24	CANKAYA Ecem	TUR	6.000	8.000		14.000
25	AY Camille	FRA	6.000	7.933		13.933
25	TKALTSCHEWITSCH Lea	GER	6.000	7.933		13.933
27	VERDES Andreea	ROU	6.000	7.900		13.900
28	EVRIPIDOU Diamanto	CYP	5.900	7.866		13.766
29	KONIGOVA Belinda	CZE	6.150	7.600		13.750
30	TIKHONOVICH Alexandra	GER	5.625	8.100		13.725
31	LEINA Arina	LAT	5.825	7.900		13.725
32	JOVENIN Axelle	FRA	5.950	7.633		13.583
33	MIZUNE Karolina	LAT	5.550	8.000		13.550
34	DOGOTARI Alexandra	MDA	6.050	7.466		13.516
35	KOBYLKOVA Denisa	CZE	5.550	7.866		13.416
36	MARTHA Georgia	GRE	5.600	7.700		13.300
37	SHELIA Viktoria	GEO	5.875	7.400		13.275
38	JERMAN BUKAVEC Aja	SLO	5.450	7.800		13.250
39	GOLDMAN Jennifer	ISR	5.625	7.866	0.30	13.191
40	PRONCENKO Veronika	LTU	5.725	7.466		13.191
41	UDRAITE Danguole	LTU	5.475	7.700		13.175
42	WYERS Kaat	BEL	5.475	7.666		13.141



Results



Rank	Name	NOC Code	D Score	E Score	Pen	Total
43	BREUSS Noelle	AUT	5.250	7.800		13.050
44	WISNIEWSKA Julia	POL	5.650	7.400		13.050
45	BARANOVA Laura	SVK	5.250	7.700		12.950
46	SIAMPTANI Myrofora	CYP	5.500	7.333		12.833
47	POTEMKINA Anastasia	AUT	5.200	7.600		12.800
48	BEKTAS Selen	TUR	5.250	7.533		12.783
49	ESQUERDO FOSSAS Clara	ESP	5.525	7.100		12.625
50	VIEIRA DOS SANTOS Adriana	POR	5.025	7.433		12.458
51	OBRADOVIC Tamara	SRB	5.050	7.300		12.350
52	LUIS SANTOS Beatriz	POR	4.750	7.366		12.116
53	FERNANDEZ QUILEZ Alicia	ESP	4.875	7.166		12.041
54	ZOREC Iza	SLO	4.400	7.633		12.033
55	PARRINI Ginevra Fiore	ITA	5.150	7.066	0.30	11.916
56	SWENSEN Emilie	NOR	4.600	7.100		11.700
57	ANDRIC Iva	SRB	4.525	7.133		11.658
58	WENNBERG Karoline	NOR	4.225	7.366		11.591
59	CECHOVA Alexandra	SVK	4.300	7.200	0.30	11.200
60	ZAFIROVA Erika	BUL	4.500	7.200	0.60	11.100
61	VIDAKOVIC Mia	CRO	3.875	7.200	0.05	11.025
62	STRNAD Rea	CRO	4.000	6.900	0.05	10.850
63	PEREIRA CASCAO Jessica	AND	2.950	6.466		9.416
64	RAMOS Andrea	AND	2.750	6.008		8.758

Legend:

D Difficulty E Execution Pen Penalty Q Qualified for Clubs Final Rx Reserve for Clubs Final



Clubs



Results



Rank	Name	NOC Code	D Score	E Score	Pen	Total
1	ANNENKOVA Irina	RUS	7.200	9.000		16.200 Q
2	PIRIYEVA Zhala	AZE	7.150	8.966		16.116 Q
3	POLIAKOVA Veronika	RUS	7.200	8.933	0.20	15.933
4	ISMAYILOVA Zuleykha	AZE	6.900	8.633		15.533
5	KELAIDITI Eleni	GRE	7.000	8.400		15.400 Q
6	MANAKHAVA Stefaniya Sofiya	BLR	6.675	8.700		15.375 Q
7	CICCONCELLI Letizia	ITA	6.875	8.400		15.275 Q
8	KHANINA Valeriya	UKR	6.650	8.333		14.983 Q
9	MARINOVA Katerina	BUL	6.350	8.266		14.616 Q
10	RYBAKOVA Anastasiya	BLR	6.450	8.166		14.616
11	YAROSH Yana	UKR	6.300	8.200		14.500
12	ASHRAM Linoy	ISR	6.600	7.800		14.400 Q
13	FILIORIANU Ana Luiza	ROU	5.850	8.400		14.250 R1
14	HIRVONEN Helena	FIN	6.250	8.000		14.250 R2
15	KOSOULIEVA Angela	POL	5.900	8.300		14.200 R3
16	MALAVASI Arianna	ITA	6.000	8.100		14.100
17	VARAY Mira	HUN	6.100	8.000		14.100
18	CANKAYA Ecem	TUR	6.150	7.933		14.083
19	AY Camille	FRA	5.900	8.166		14.066
20	GERGALO Rebecca	FIN	6.100	8.000	0.05	14.050
21	MARTHA Georgia	GRE	5.975	8.033		14.008
22	SHELIA Viktoria	GEO	5.900	8.100		14.000
23	JOVENIN Axelle	FRA	5.875	8.066		13.941
24	COLLIN Anais	BEL	5.975	7.966		13.941
25	VERDES Andreea	ROU	6.000	7.933		13.933
26	KALEYN Boryana	BUL	5.725	8.333	0.15	13.908
27	PIJANOWSKA Sonia	POL	5.700	8.200		13.900
28	LIPKINA Laima	LAT	5.600	8.266		13.866
29	VARTLAAN Janika	EST	5.750	8.100		13.850
30	KONIGOVA Belinda	CZE	5.950	7.866		13.816
31	NEMECKOVA Daniela	CZE	5.800	7.833		13.633
32	PRONCENKO Veronika	LTU	5.650	7.875		13.525
33	KUKSOVA Vasilina	EST	5.525	7.916	0.05	13.391
34	DOGOTARI Alexandra	MDA	5.600	7.733		13.333
35	TKALTSCHEWITSCH Lea	GER	5.250	8.000		13.250
36	PODGORSEK Aleksandra	SLO	5.750	7.700	0.20	13.250
37	PIGNICZKI Fanni	HUN	5.550	7.666		13.216
38	JERMAN BUKAVEC Aja	SLO	5.525	7.600		13.125
39	MIZUNE Karolina	LAT	5.350	7.733		13.083
40	TIKHONOVICH Alexandra	GER	5.525	7.400		12.925
41	ROKHVADZE Ninia	GEO	5.100	7.700		12.800
42	VIEIRA DOS SANTOS Adriana	POR	5.225	7.500		12.725



Results



Rank	Name	NOC Code	D Score	E Score	Pen	Total
43	FERNANDEZ QUILEZ Alicia	ESP	5.275	7.433	0.05	12.658
44	BREUSS Noelle	AUT	5.150	7.466		12.616
45	WYERS Kaat	BEL	4.900	7.566		12.466
46	KIR Guler	TUR	4.950	7.500		12.450
47	KELIS Anna Valentina	CYP	4.775	7.666		12.441
48	SPUCYTE Deimena	LTU	5.025	7.300	0.05	12.275
49	POTEMKINA Anastasia	AUT	4.900	7.233		12.133
50	SARRIAS CECILIA Alba	ESP	4.650	7.433		12.083
51	STRNAD Rea	CRO	4.550	7.500		12.050
52	ANDRIC Iva	SRB	4.700	7.300		12.000
53	CECHOVA Alexandra	SVK	4.475	7.500		11.975
54	DULGHERU Nicoleta	MDA	5.500	7.466	1.10	11.866
55	DE SOUSA E SILVA Beatriz	POR	4.525	7.266	0.15	11.641
56	TURCIAKOVA Karolina	SVK	4.300	7.325		11.625
57	BOZIC Laura	CRO	4.575	7.033	0.05	11.558
58	SIAMPTANI Myrofora	CYP	4.600	6.700	0.05	11.250
59	SWENSEN Emilie	NOR	3.800	7.233		11.033
60	MAKSIMOVIC Sanja	SRB	3.925	6.933		10.858
61	MALAMUD Naomi	ISR	4.050	6.600		10.650
62	WENBERG Karoline	NOR	2.950	6.666		9.616
63	PEREIRA CASCAO Jessica	AND	2.500	6.633		9.133
64	RAMOS Andrea	AND	2.275	6.800		9.075

Legend:

D Difficulty

E Execution

Pen Penalty

Q Qualified for Ribbon Final

Rx Reserve for Ribbon Final



Ribbon



Results



Rank	Name	NOC Code	D Score	E Score	Pen	Total
1	BRAVIKOVA Iuliia	RUS	7.550	9.200		16.750
2	PIRIYEVA Zhala	AZE	7.350	9.000	0.05	16.300
3	RYBAKOVA Anastasiya	BLR	7.050	8.725		15.775
4	MARINOVA Katerina	BUL	7.000	8.700		15.700
5	ASHRAM Linoy	ISR	7.025	8.633		15.658
6	MULYK Mariia	UKR	6.800	8.500		15.300
7	FILIORIANU Ana Luiza	ROU	6.700	8.500		15.200
8	KELAIDITI Eleni	GRE	6.250	8.000	0.30	13.950

Legend:

D Difficulty

E Execution

Pen Penalty



Hoop

Swiss Timing Official Results Provider



Results



Rank	Name	NOC Code	D Score	E Score	Pen	Total
1	ANNENKOVA Irina	RUS	7.300	9.000		16.300
2	TRUBACH Maryia	BLR	7.150	8.866		16.016
3	KALEYN Boryana	BUL	7.150	8.800		15.950
4	ASHRAM Linoy	ISR	7.150	8.666		15.816
5	KHANINA Valeriya	UKR	6.800	8.666		15.466
6	CICCONCELLI Letizia	ITA	6.850	8.600		15.450
7	PIRIYEVA Zhala	AZE	6.800	8.500	0.05	15.250
8	KELAIDITI Eleni	GRE	6.500	8.175		14.675

Legend:

D Difficulty E Execution Pen Penalty



Ball

Swiss Timing Official Results Provider



Results



Rank	Name	NOC Code	D Score	E Score	Pen	Total
1	PETROVA Olesya	RUS	7.350	9.100		16.450
2	TRUBACH Maryia	BLR	7.200	9.000		16.200
3	ASHRAM Linoy	ISR	6.900	8.800		15.700
4	MARINOVA Katerina	BUL	6.775	8.800		15.575
5	FILIORIANU Ana Luiza	ROU	6.700	8.800		15.500
6	PIRIYEVA Zhala	AZE	6.550	8.633		15.183
7	MALAVASI Arianna	ITA	6.400	8.533		14.933
8	KIS Alexandra	HUN	6.500	8.200		14.700

Legend:

D Difficulty E Execution Pen Penalty



Clubs

Swiss Timing Official Results Provider



Results



Rank	Name	NOC Code	D Score	E Score	Pen	Total
1	ANNENKOVA Irina	RUS	6.950	8.866		15.816
2	KHANINA Valeriya	UKR	6.950	8.800		15.750
3	ASHRAM Linoy	ISR	6.950	8.700		15.650
4	KELAIDITI Eleni	GRE	7.000	8.566		15.566
5	MANAKHAVA Stefaniya Sofiya	BLR	6.600	8.700		15.300
6	MARINOVA Katerina	BUL	6.600	8.433		15.033
7	CICCONCELLI Letizia	ITA	6.700	8.200		14.900
8	PIRIYEVA Zhala	AZE	6.700	8.133	0.60	14.233

Legend:

D Difficulty E Execution Pen Penalty



Ribbon

Swiss Timing Official Results Provider