


18. Internationaler Junior-Team-Cup

Berlin, 16.03.2013









Ergebnisse / Results

18th International Junior-Team-Cup March 16th, 2013 - Berlin / Germany

Mannschaftsergebnis / team result








Land	Verein							Gesamt	Platz
		Boden Floor	Pauschenpferd Pommel Horse	Ringe Rings	Sprung Vault	Barren Parallel Bars	Reck Horizontal Bar		
RUS	Russland	40,500	39,050	39,650	42,500	40,700	38,850	241,250	1
SUI	Schweiz	41,100	39,500	38,150	41,450	40,300	38,700	239,200	2
BRA	Brasilien	39,550	36,950	37,200	42,200	39,550	36,400	231,850	3
FRA	Frankreich 1	40,600	37,200	37,150	40,550	38,300	37,400	231,200	4
GER	Deutschland 1	39,150	37,500	35,550	41,200	38,300	35,800	227,500	5
ISR	Israel	38,700	37,500	35,300	39,850	36,200	36,650	224,200	6
BEL	Belgien 1	38,300	35,550	35,950	40,850	36,650	35,400	222,700	7
CAN	Kanada 1	37,900	34,300	36,000	39,800	38,000	33,600	219,600	8
GER	Deutschland 2	37,850	31,350	37,150	38,900	38,000	34,750	218,000	9
AUT	Österreich	37,150	34,550	34,800	39,250	37,800	31,850	215,400	10
CAN	Kanada 2	36,650	32,100	33,600	37,350	38,050	36,500	214,250	11
BLR	Weißrussland	38,550	31,250	36,300	39,350	36,000	32,700	214,150	12
FRA	Frankreich 2	37,150	32,150	34,300	37,150	36,200	34,650	211,600	13
GER	SC Berlin 1	36,700	35,050	33,450	37,050	33,700	33,200	209,150	14
NED	Niederlande	38,150	26,500	34,450	37,550	35,450	33,100	205,200	15
GER	SC Cottbus	36,650	24,650	31,550	38,050	36,750	32,400	200,050	16
GER	SC Berlin 2	36,800	30,450	25,450	35,150	37,450	31,750	197,050	17
BEL	Francophone de Gymnas	36,800	24,900	28,950	34,650	34,350	31,100	190,750	18
MEX	Mexiko	34,850	30,350	22,500	36,000	32,100	30,950	186,750	19
MON	Monaco	24,200	29,800	31,800	34,650	34,850	30,900	186,200	20
SWE	Schweden	26,350	34,800	15,700	25,750	35,050	19,800	157,450	21

18th International Junior-Team-Cup
 March 16th, 2013 - Berlin / Germany
 Agegroup I - Jahrgänge 1995 - 1996









Ergebnisse / Results

Start-Nr.	Vorname	Name	JG	AG	Land	Verein							Gesamt	Platz
							Boden Floor	Pauschenpferd Pommel Horse	Ringe Rings	Sprung Vault	Barren Parallel Bars	Reck Horizontal Bar		
28	Ivan	Stretovich	1996	I	RUS	Russland	13,200	13,450	13,150	13,750	13,850	13,850	81,250	1
49	Taha	Serhani	1995	I	SUI	Schweiz	13,900	13,050	12,300	14,600	13,550	13,800	81,200	2
36	Angelo	Assumpcao	1996	I	BRA	Brasilien	13,150	13,150	12,900	14,700	13,700	13,000	80,600	3
30	Artur	Dalaloyan	1996	I	RUS	Russland	14,400	12,000	13,100	14,400	13,450	12,200	79,550	4
29	Kirill	Potapov	1996	I	RUS	Russland	12,900	12,100	13,400	14,350	13,400	12,800	78,950	5
9	Zachari	Hrimeche	1997	I	FRA	Frankreich 1	13,900	12,450	13,400	13,050	13,000	13,100	78,900	6
48	Christian	Kopp	1995	I	SUI	Schweiz	13,200	13,250	13,200	12,800	13,400	12,300	78,150	7
50	Benjamin	Gischard	1995	I	SUI	Schweiz	13,500	13,200	12,650	12,950	12,450	12,050	76,800	8
38	Thiago	Câmara	1995	I	BRA	Brasilien	12,600	11,900	12,750	14,050	12,700	11,350	75,350	9
5	Luca	Ehrmantraut	1996	I	GER	Deutschland 1	13,300	12,050	12,050	14,450	12,400	10,700	74,950	10
20	Justen	Zuidema	1996	I	NED	Niederlande	12,500	12,200	13,100	11,950	13,050	12,150	74,950	10
51	Sascha	Coradi	1996	I	SUI	Schweiz	13,700	9,450	11,800	13,900	13,350	12,600	74,800	12
6	Kevin	Wittig	1995	I	GER	Deutschland 1	13,100	12,750	9,150	13,850	12,950	12,800	74,600	13
77	Moran	Yanuka	1996	I	ISR	Israel	12,900	11,800	12,400	13,700	12,300	11,300	74,400	14
41	Stephan	Trattnig	1995	I	AUT	Österreich	12,500	11,950	12,500	13,200	12,900	11,350	74,400	14
64	Julian	Geisler	1996	I	CAN	Kanada 1	12,850	9,850	12,350	13,800	12,900	12,350	74,100	16
21	Florian	Landuyt	1996	I	BEL	Belgien 1	12,200	10,400	12,600	14,550	12,700	11,250	73,700	17
37	Guilherme	Oliveira	1995	I	BRA	Brasilien	13,050	11,600	10,650	13,400	12,600	12,050	73,350	18
7	Daniel	Morres	1996	I	GER	Deutschland 1	12,500	12,700	11,600	12,900	11,850	11,400	72,950	19
79	Michael	Sorokine	1996	I	ISR	Israel	12,500	12,500	8,000	13,700	12,750	12,950	72,400	20
59	Dschamal	Mergen	1997	I	GER	Deutschland 2	12,500	11,500	11,900	12,100	12,250	11,550	71,800	21
62	Antoine	Pochon	1999	I	FRA	Frankreich 2	12,650	11,650	11,050	13,000	11,700	11,200	71,250	22
40	Daniel	Kopeinik	1995	I	AUT	Österreich	12,100	10,950	11,100	13,550	12,650	10,600	70,950	23
13	Stephen	Clouter	1996	I	CAN	Kanada 2	12,350	10,150	11,750	12,200	12,500	11,950	70,900	24
68	Bryan	Gaudillot	1996	I	MON	Monaco	12,150	10,550	11,150	11,750	13,150	12,150	70,900	24
1	Pavel	Dykmann	1996	I	GER	SC Berlin 1	11,900	11,450	10,750	12,400	11,100	10,900	68,500	26

18th International Junior-Team-Cup
 March 16th, 2013 - Berlin / Germany
 Agegroup I - Jahrgänge 1995 - 1996



Ergebnisse / Results

Start-Nr.	Vorname	Name	JG	AG	Land	Verein							Gesamt	Platz
							Boden Floor	Pauschenpferd Pommel Horse	Ringe Rings	Sprung Vault	Barren Parallel Bars	Reck Horizontal Bar		
78	Yair	Shechter	1996	I	ISR	Israel	12,550	10,300	11,950	11,750	10,850	10,900	68,300	27
52	Tim Jonas	Spetzke	1997	I	GER	SC Cottbus	11,000	8,350	9,700	13,350	11,950	11,550	65,900	28
45	Dzmitry	Ulasau	1996	I	BLR	Weißrussland	12,750	8,500	9,150	12,850	11,200	11,000	65,450	29
67	Loris	Racca	1995	I	MON	Monaco	12,050	9,200	10,450	11,900	10,400	9,100	63,100	30
72	Frédéric	De Camps	1999	I	BEL	Gymnastique	11,700	9,200	9,150	11,600	11,150	10,000	62,800	31
17	Jitse	Van der Valk	1996	I	NED	Niederlande	12,200	10,150	6,200	12,500	11,300	10,250	62,600	32
31	Ivan	Tikhonov	1996	I	RUS	Russland	0,000	13,500	10,700	13,500	12,850	11,550	62,100	33
44	Viktor	Hrankouski	1996	I	BLR	Weißrussland	13,200	10,050	11,900	13,850	11,800	0,000	60,800	34
83	Leven	Guddat	2000	I	GER	SC Berlin 2	12,400	8,300	5,300	11,500	12,600	9,150	59,250	35
19	Guido	Hendrixx	1996	I	NED	Niederlande	12,300	4,150	9,250	12,150	11,100	10,200	59,150	36
18	Bram	Verhofstad	1995	I	NED	Niederlande	13,350	0,000	12,100	12,900	0,000	10,700	49,050	37
35	Rodrigo Sebastian	Gallareta Biblioni	1996	I	MEX	Mexiko	10,800	8,350	3,350	10,900	9,400	0,000	42,800	38
76	Prince	Mayiza	1996	I	SWE	Schweden	0,000	11,850	4,900	0,000	11,850	9,500	38,100	39
32	Andrés Esteban	Reséndiz Sanchez	1996	I	MEX	Mexiko	0,000	11,750	7,300	0,000	0,000	11,350	30,400	40
73	William	Broman	1997	I	SWE	Schweden	0,000	11,250	0,000	0,000	12,000	0,000	23,250	41

18th International Junior-Team-Cup
 March 16th, 2013 - Berlin / Germany
 Agegroup II - Jahrgänge 1997 - 1998




Ergebnisse / Results

Start-Nr.	Vorname	Name	JG	AG	Land	Verein							Gesamt	Platz
							Boden Floor	Pauschenpferd Pommel Horse	Ringe Rings	Sprung Vault	Barren Parallel Bars	Reck Horizontal Bar		
12	Tanguy	Kirch	1997	II	FRA	Frankreich 1	13,650	10,850	12,600	13,800	13,150	11,800	75,850	1
14	Justin	Karstadt	1997	II	CAN	Kanada 1	12,700	13,400	11,400	13,500	12,200	11,300	74,500	2
23	Aaron	Blomme	1997	II	BEL	Belgien 1	12,800	11,800	11,550	13,300	12,550	12,150	74,150	3
56	Enrico	Barowsky	1997	II	GER	Deutschland 2	12,750	10,550	12,850	12,900	12,500	12,200	73,750	4
80	Artem	Dolgopyat	1997	II	ISR	Israel	13,250	13,200	10,950	12,450	11,150	12,400	73,400	5
39	Lucas	Cardoso	1998	II	BRA	Brasilien	13,350	11,900	11,550	13,450	13,150	9,100	72,500	6
11	Baptiste	Robertet	1997	II	FRA	Frankreich 1	12,000	12,350	11,150	12,800	10,800	11,850	70,950	7
8	Eric Lloyd	Hinrichs	1998	II	GER	Deutschland 1	12,750	9,600	11,900	11,900	12,950	11,600	70,700	8
42	Johannes	Mairosser	1998	II	AUT	Österreich	12,550	11,650	11,200	12,300	12,250	9,900	69,850	9
10	Baptiste	Miette	1998	II	FRA	Frankreich 1	13,050	12,400	5,850	13,700	12,150	12,450	69,600	10
46	Ilya	Yakauleu	1997	II	BLR	Weißrussland	12,300	9,400	11,500	12,650	12,100	11,350	69,300	11
58	Nick	Klessing	1998	II	GER	Deutschland 2	12,600	7,700	12,400	12,550	12,950	10,250	68,450	12
2	Nils	Dunkel	1997	II	GER	SC Berlin 1	12,400	11,900	11,850	11,800	11,250	8,600	67,800	13
70	Lukas	Fickers	1998	II	BEL	Gymnastique de	12,750	9,500	10,600	11,850	11,150	10,550	66,400	14
65	Samuel	Zakutney	1998	II	CAN	Kanada 2	13,250	8,700	6,650	12,700	12,550	12,200	66,050	15
53	Erik	Mihan	1998	II	GER	SC Cottbus	13,000	10,150	11,000	12,800	10,900	7,650	65,500	16
43	Paul	Hagen	1998	II	AUT	Österreich	11,700	9,700	10,400	12,500	10,200	9,700	64,200	17
57	Max	Richter	1997	II	GER	Deutschland 2	11,700	9,300	5,900	13,450	12,550	11,000	63,900	18
34	Arturo Ian	Juárez Alonzo	1997	II	MEX	Mexiko	12,450	9,000	7,950	12,400	10,950	10,500	63,250	19
33	David Amilcar	Juárez Alonzo	1997	II	MEX	Mexiko	11,600	9,600	7,250	12,700	11,750	9,100	62,000	20
69	Lilian	Plotte	1998	II	MON	Monaco	0,000	10,050	10,200	11,000	11,300	9,650	52,200	21
22	Bernard	Pire	1997	II	BEL	Belgien 1	0,000	12,300	0,000	0,000	11,400	0,000	23,700	22

18th International Junior-Team-Cup
 March 16th, 2013 - Berlin / Germany
 Agegroup III - Jahrgänge 1999 und jünger



Ergebnisse / Results

Start-Nr.	Vorname	Name	JG	AG	Land	Verein							Gesamt	Platz
							Boden Floor	Pauschenpferd Pommel Horse	Ringe Rings	Sprung Vault	Barren Parallel Bars	Reck Horizontal Bar		
47	Aliaksandr	Tsikhanovich	1999	III	BLR	Weißrussland	12,600	11,800	12,900	12,650	12,100	10,350	72,400	1
24	Noah	Kuavita	1999	III	BEL	Belgien 1	13,300	11,450	11,800	13,000	10,050	12,000	71,600	2
63	Kevin	Carvalho	1999	III	FRA	Frankreich 2	12,700	9,850	11,600	12,150	12,250	12,650	71,200	3
75	David	Rumbutis	2000	III	SWE	Schweden	13,650	11,700	10,800	13,500	11,200	10,300	71,150	4
15	Ryan	Oehrlin	1999	III	CAN	Kanada 1	12,350	11,050	12,250	12,500	12,900	9,950	71,000	5
16	Anthony	Tawfik	1999	III	CAN	Kanada 2	11,050	10,250	11,000	12,450	13,000	12,350	70,100	6
61	Alexis	Jean Francois	1999	III	FRA	Frankreich 2	11,800	10,650	11,650	12,000	12,250	10,800	69,150	7
3	Gian-Luca	Helm	1999	III	GER	SC Berlin 1	11,500	10,950	10,850	12,100	11,350	11,450	68,200	8
84	Karim	Rida	2000	III	GER	SC Berlin 2	11,500	9,950	9,800	11,850	12,000	10,500	65,600	9
82	Eric	Kempf	2000	III	GER	SC Berlin 2	11,600	8,700	10,350	11,600	12,450	9,400	64,100	10
55	Pele	Goldacker	1999	III	GER	SC Cottbus	12,200	6,150	10,850	10,350	12,800	11,200	63,550	11
86	Benjamin	Breier	1999	III	GER	SC Berlin	10,550	8,450	9,900	12,700	11,600	9,300	62,500	12
71	Takumi	Onoshima	1999	III	BEL	Gymnastique de la Communauté française de Belgique	12,350	6,200	9,200	11,200	12,050	10,550	61,550	13
81	Erik	Wiesner	1999	III	GER	SC Berlin 2	12,800	11,800	0,000	11,700	12,400	11,850	60,550	14
4	Lucas	Hermann	1999	III	GER	SC Berlin 1	12,400	11,700	0,000	12,550	10,300	10,850	57,800	15
54	Jannik	Wetzler	1999	III	GER	SC Cottbus	11,450	5,150	6,950	11,900	12,000	9,650	57,100	16
66	Mitch	Tyndall	1999	III	CAN	Kanada 2	0,000	11,700	10,850	12,100	12,400	9,300	56,350	17
74	Hamza	Güngör	1999	III	SWE	Schweden	12,700	10,700	0,000	12,250	0,000	0,000	35,650	18