

INTERNATIONALER







Junior

TEAM-CUP

Berlin, 04. März 2006

Ergebnisse / Results

Mannschaft / Team

Platz	Verein Team	Land							Gesamt all around
			<u>Boden</u> Floor	<u>Pferd</u> Pommel Horse	<u>Ringe</u> Rings	<u>Sprung</u> Vault	<u>Barren</u> Parallel Bars	<u>Reck</u> Horizontal Bar	
1	Japan	JPN	42,150	41,400	40,550	47,750	42,350	41,200	255,400
2	KTV Chemnitz	GER	40,300	40,800	40,350	45,850	40,550	37,400	245,250
3	Schweiz	SUI	40,600	41,150	39,250	43,200	40,000	40,400	244,600
4	Spanien	ESP	40,800	38,200	40,700	46,850	38,200	36,650	241,400
5	Berlin	GER	39,950	38,800	39,250	46,050	41,000	35,800	240,850
6	Weißrussland	BLR	38,100	39,800	37,100	45,150	40,000	35,900	236,050
7	Griechenland	GRE	39,300	38,150	34,350	45,350	38,900	39,000	235,050
8	Portugal	POR	39,700	40,550	37,150	45,250	38,900	32,900	234,450
9	Großbritannien	GBR	39,550	39,700	39,100	44,850	36,100	35,100	234,400
10	SC Cottbus	GER	37,350	35,400	36,500	46,000	37,400	38,400	231,050
11	Österreich	AUT	37,600	37,400	36,550	45,350	35,800	34,250	226,950
12	Belgien	BEL	39,600	35,450	33,650	44,500	38,000	35,250	226,450
13	Litauen	LTU	37,250	39,450	34,650	42,700	36,150	35,500	225,700
14	Niederlande	NED	36,100	34,700	37,000	45,800	35,350	35,700	224,650
15	Slovenien	SLO	37,050	34,750	38,250	45,400	37,100	30,850	223,400
16	Südafrika I	RSA	39,000	35,200	34,300	45,450	35,550	29,700	219,200
17	NKL Liestal	SUI	37,700	30,300	33,750	42,500	34,700	35,700	214,650
18	Australien	AUS	36,700	30,550	32,100	44,850	35,050	34,700	213,950
19	Slowakei	SVK	35,500	31,450	34,350	42,900	34,150	29,250	207,600
20	Südafrika II	RSA	35,300	29,600	30,000	44,300	32,350	30,650	202,200

senas AG
Niederlassung Berlin
Alte Rhinstraße 16
12681 Berlin







INTERNATIONALER

Junior

TEAM-CUP

Berlin, 04. März 2006

Altersbereich / Age group**Ergebnisse / Results****Jahrgänge 88 / 89****Year of birth 88 / 89**

Platz	Start-Nr.	Name	Vorname	JG	Verein	Land							Gesamt all around
							Boden Floor	Pferd Pommel Horse	Ringe Rings	Sprung Vault	Barren Parallel Bars	Reck Horizontal Bar	
1	41	Munoz	Sergio	88	Spanien	ESP	14,350	13,350	14,150	16,250	13,600	13,300	85,000
2	16	Koizumi	Kazuaki	88	Japan	JPN	14,100	13,300	13,200	15,800	13,900	13,400	83,700
3	1	Gladow	Brain	88	Berlin	GER	13,500	12,950	14,400	15,200	14,200	12,900	83,150
4	33	Xenofon	Kosmidis	88	Griechenland	GRE	13,800	14,200	12,150	15,500	13,800	13,000	82,450
5	37	Heierli	Reto	88	Schweiz	SUI	12,600	14,200	13,300	15,500	13,400	13,200	82,200
6	61	Finzel	Max	88	KTV Chemnitz	GER	13,950	13,700	13,850	14,850	14,150	10,900	81,400
7	25	Jesus	Carlos	88	Portugal	POR	13,650	13,650	13,500	15,450	13,600	11,300	81,150
8	49	Kurankou	Mikhail	88	Weißrussland	BLR	13,100	12,900	13,050	15,500	14,250	11,800	80,600
9	57	Woitalla	Steve	88	SC Cottbus	GER	11,600	12,700	13,200	15,350	12,050	14,000	78,900
10	50	Paliashchuk	Vadzim	88	Weißrussland	BLR	12,450	13,750	12,250	14,650	13,600	11,000	77,700
11	9	van Minde	Carlo	88	Niederlande	NED	12,750	11,150	12,400	15,750	12,750	12,700	77,500
12	54	Straus	Sebastijan	88	Slovenien	SLO	13,250	11,600	13,000	15,500	12,600	10,650	76,600
13	11	Tanis	Emiel	88	Niederlande	NED	12,150	11,750	11,600	15,350	12,200	12,400	75,450
14	21	Grossklaus	Luc	88	NKL Liestal	SUI	13,050	9,800	11,500	15,300	11,750	13,500	74,900
15	77	Jones	Nathan	88	Großbritannien	GBR	12,750	11,000	12,050	15,300	11,550	10,800	73,450
16	73	Ngcongo	Lindo	88	Südafrika I	RSA	12,600	11,700	11,900	15,250	12,250	9,700	73,400
17	47	Prusinskas	Patrikas	88	Litauen	LTU	11,550	12,750	11,000	14,100	12,150	11,800	73,350
18	53	Klavora	Rok	88	Slovenien	SLO	12,950	10,400	12,350	14,500	12,850	9,900	72,950
19	15	Saito	Yusuke	88	Japan	JPN	14,100	14,050	13,850	16,200	0,000	14,500	72,700
20	19	Magda	Peter	88	Slowakei	SVK	11,750	10,900	11,550	13,950	12,100	10,500	70,750
21	20	Hilovski	Ivan	88	Slowakei	SVK	12,250	11,250	11,650	14,500	11,150	9,550	70,350
22	65	Bull	Jayden	88	Australien	AUS	12,100	8,350	9,900	14,650	11,700	11,200	67,900
23	29	Retief	Andre	88	Südafrika II	RSA	11,600	9,200	10,500	14,450	11,700	9,500	66,950
23	2	Weber	Viktor	88	Berlin	GER	13,400	12,250	0,000	15,700	14,000	11,600	66,950
25	59	Wurziger	Martin	88	SC Cottbus	GER	12,650	0,000	12,450	15,500	12,500	11,800	64,900
26	69	Bauer	Thomas	88	Österreich	AUT	12,600	0,000	11,450	15,600	12,100	10,850	62,600
27	72	Kranzmüller	Lukas	88	Österreich	AUT	12,600	12,200	0,000	14,450	10,900	10,600	60,750
28	58	Drabsch	Benjamin	88	SC Cottbus	GER	13,100	10,000	10,850	0,000	12,850	12,600	59,400

senas AG

Niederlassung Berlin

Alte Rhinstraße 16

12681 Berlin

Berlin, 04. März 2006

Ergebnisse / Results

Altersbereich / Age group

Jahrgänge 88 / 89

Year of birth 88 / 89

Start- Platz	Nr.	Name	Vorname	JG	Verein	Land							Gesamt all around
							Boden Floor	Pferd Pommel Horse	Ringe Rings	Sprung Vault	Barren Parallel Bars	Reck Horizon- tal Bar	
29	18	Lech	Jakub	88	Slowakei	SVK	11,500	0,000	11,150	14,450	10,900	9,200	57,200
30	13	Tanaka	Yusuke	88	Japan	JPN	13,950	0,000	0,000	15,750	14,150	13,300	57,150
31	62	Stumpf	Michael	88	KTV Chemnitz	GER	13,900	13,450	0,000	15,500	0,000	14,000	56,850
32	63	Brettschneider	Andreas	88	KTV Chemnitz	GER	12,450	0,000	13,250	15,500	13,500	0,000	54,700
33	55	Britovsek	Siga	88	Slovenien	SLO	0,000	12,750	12,900	15,400	11,650	0,000	52,700
34	64	Steinbach	Tilo	88	KTV Chemnitz	GER	0,000	13,650	13,250	0,000	12,900	12,500	52,300
35	34	Kailidis	Haralabos	88	Griechenland	GRE	12,350	0,000	11,100	15,100	0,000	13,400	51,950
36	6	Gentges	Gilles	88	Belgien	BEL	0,000	0,000	10,550	15,050	12,050	11,550	49,200
37	14	Inatera	Takuya	88	Japan	JPN	0,000	14,050	13,500	0,000	14,300	0,000	41,850
38	38	Hayoz	Jean-Philippe	88	Schweiz	SUI	0,000	14,200	0,000	0,000	14,050	13,100	41,350
39	40	Wegmann	Kimion	88	Schweiz	SUI	13,500	0,000	12,350	14,400	0,000	0,000	40,250
40	10	Smeets	Tim	88	Niederlande	NED	11,200	11,800	0,000	14,700	0,000	0,000	37,700
41	27	Costa	Gustavo	88	Portugal	POR	0,000	13,000	12,750	0,000	0,000	10,300	36,050
42	60	Kolzarek	Florian	88	SC Cottbus	GER	0,000	12,700	0,000	15,150	0,000	0,000	27,850
43	70	Leidlmair	Alexander	88	Österreich	AUT	0,000	11,600	12,300	0,000	0,000	0,000	23,900
44	56	Pecan	Ziga	88	Slovenien	SLO	10,850	0,000	0,000	0,000	0,000	10,300	21,150
45	17	Vojtek	Vlado	88	Slowakei	SVK	0,000	9,300	0,000	0,000	0,000	0,000	9,300

INTERNATIONALER

Junior

TEAM-CUP







Berlin, 04. März 2006

Ergebnisse / Results

Altersbereich / Age group

Jahrgänge 90 / 91

Year of birth 90 / 91

Start- Platz	Nr.	Name	Vorname	JG	Verein	Land							Gesamt all around
							Boden Floor	Pferd Pommel Horse	Ringe Rings	Sprung Vault	Barren Parallel Bars	Reck Horizontal Bar	
1	39	Fischer	Lukas	90	Schweiz	SUI	14,500	12,750	13,600	13,300	12,550	14,100	80,800
2	42	Bazan	Christian	90	Spanien	ESP	13,250	12,300	13,900	15,650	13,650	11,600	80,350
3	71	Rossi	Gabriel	90	Österreich	AUT	12,400	13,600	12,800	15,300	12,800	12,800	79,700
4	46	Guscinas	Rokas	90	Litauen	LTU	13,300	14,450	12,300	14,000	12,400	12,900	79,350
5	8	Bourgois	Seremy	90	Belgien	BEL	13,000	13,350	11,700	15,050	13,250	12,800	79,150
6	74	Le Roux	Pieter	90	Südafrika I	RSA	13,450	11,950	11,800	15,200	12,500	0,000	64,900
7	35	Konstadinos	Karadonas	90	Griechenland	GRE	0,000	11,250	11,100	14,750	13,800	12,600	63,500
8	28	Romero	Diogo	90	Portugal	POR	12,250	0,000	10,900	14,650	12,550	11,300	61,650
9	66	Wadsworth	Luke	90	Australien	AUS	12,150	11,500	10,800	15,400	11,700	0,000	61,550
10	7	Hoffreumon	Thibault	90	Belgien	BEL	14,000	9,200	11,400	14,400	0,000	10,900	59,900
11	26	Simoes	Gustavo	90	Portugal	POR	13,800	13,900	0,000	15,150	12,750	0,000	55,600
12	51	Prystauka	Aliaksandr	90	Weißrussland	BLR	0,000	13,150	11,800	0,000	12,150	13,100	50,200
13	76	Ruygrok	Sven	90	Südafrika I	RSA	12,950	0,000	0,000	15,000	10,800	9,800	48,550
14	30	Masilela	Bonolo	90	Südafrika II	RSA	11,800	10,350	0,000	15,150	10,000	0,000	47,300
15	32	Marais	Daniel	90	Südafrika II	RSA	0,000	10,050	10,000	14,700	0,000	9,750	44,500
16	31	Basson	Kevin	90	Südafrika II	RSA	11,900	0,000	9,500	0,000	10,650	11,400	43,450
17	44	Bermejo	Eduardo	90	Spanien	ESP	13,200	12,550	0,000	14,950	0,000	0,000	40,700
18	67	Staczy	Harisson	90	Australien	AUS	12,450	0,000	0,000	14,800	0,000	11,600	38,850
19	36	Vasilis	Kolias	90	Griechenland	GRE	13,150	12,700	0,000	0,000	11,300	0,000	37,150
20	78	Smith	Andrew	90	Großbritannien	GBR	0,000	13,850	0,000	0,000	10,750	11,100	35,700
21	43	Lopez	Ruben	90	Spanien	ESP	0,000	0,000	12,650	0,000	10,950	11,750	35,350
22	12	de Koster	Youri	90	Niederlande	NED	0,000	0,000	13,000	0,000	10,400	10,600	34,000

senas AG

Niederlassung Berlin

Alte Rhinstraße 16

12681 Berlin







Berlin, 04. März 2006

Ergebnisse / Results

Altersbereich / Age group

Jahrgänge 90 / 91

Year of birth 90 / 91

Platz	Start-Nr.	Name	Vorname	JG	Verein	Land							Gesamt all around
							Boden Floor	Pferd Pommel Horse	Ringe Rings	Sprung Vault	Barren Parallel Bars	Reck Horizon- tal Bar	
23	75	Butler	Cullen	90	Südafrika I	RSA	0,000	11,550	10,600	0,000	0,000	10,200	32,350
24	52	Verbavitski	Uladzimir	90	Weißrussland	BLR	12,550	0,000	0,000	15,000	0,000	0,000	27,550
25	45	Stoskus	Arnas	90	Litauen	LTU	0,000	0,000	0,000	0,000	0,000	0,000	0,000

INTERNATIONALER

Junior

TEAM-CUP

Berlin, 04. März 2006

Ergebnisse / Results

Altersbereich / Age group

Jahrgänge 92 und jünger
Year of birth 92 and younger

Start- Platz	Nr.	Name	Vorname	JG	Verein	Land							Gesamt all around
							<u>Boden</u> Floor	<u>Pferd</u> Pommel Horse	<u>Ringe</u> Rings	<u>Sprung</u> Vault	<u>Barren</u> Parallel Bars	<u>Reck</u> Horizon- tal Bar	
1	79	Paarson	Reece	92	Großbritannien	GBR	13,600	14,850	13,800	14,500	13,800	13,200	83,750
2	48	Grinius	Arminas	92	Litauen	LTU	12,400	12,250	11,350	14,600	11,600	10,800	73,000
3	24	Sollberger	Severin	92	NKL Liestal	SUI	12,350	11,800	11,000	13,200	11,450	11,000	70,800
4	4	Michel	Robin	92	Berlin	GER	13,050	0,000	12,750	15,150	12,800	0,000	53,750
5	68	Morgans	Mitchell	92	Australien	AUS	0,000	10,700	11,400	0,000	11,650	11,900	45,650
6	80	Oldham	Sam	92	Großbritannien	GBR	13,200	0,000	13,250	15,050	0,000	0,000	41,500
7	5	Volkaert	Siemon	92	Belgien	BEL	12,600	12,900	0,000	0,000	12,700	0,000	38,200
8	3	Herder	Philipp	92	Berlin	GER	0,000	13,600	12,100	0,000	0,000	11,300	37,000
9	23	Zweifel	Adrian	92	NKL Liestal	SUI	12,300	0,000	11,250	0,000	0,000	11,200	34,750
10	22	Bourguin	Luca	92	NKL Liestal	SUI	0,000	8,700	0,000	14,000	11,500	0,000	34,200