







GRUPPEN RANGLISTE

Seite 1 von 6







Nationalliga A**Männer**

| Rang | Team / Name | Jg. | Verein |  |  |  |  |  |  | Total | GTotal |
|----------|-------------------|-----|------------|---|---|---|---|---|---|----------------|--------|
| 1 | ZH 1 | | | 42.500 | 39.550 | 41.000 | 46.000 | 43.600 | 41.500 | 254.150 | |
| | Bucher Pascal | 89 | ZH 1 | 5.214.350 | 5.813.150 | 4.813.300 | 6.215.650 | 6.115.450 | 5.513.200 | 71.900 | |
| | Yusof Eddy | 94 | ZH 1 | 5.214.250 | 4.512.900 | 5.214.200 | 5.414.600 | 5.414.400 | 4.813.650 | 69.400 | |
| | Hitz Janick | 93 | ZH 1 | | 5.013.500 | 5.113.500 | | 4.913.750 | 4.914.200 | 54.950 | |
| | Serhani Taha | 95 | ZH 1 | 5.113.900 | | | 6.215.500 | | 4.913.650 | 43.050 | |
| | Rizzo Marco | 92 | ZH 1 | 5.413.350 | 4.512.350 | 4.413.250 | 5.414.850 | 5.213.350 | | 14.850 | |
| 2 | SO 1 | | | 40.300 | 40.000 | 43.050 | 46.000 | 43.350 | 41.350 | 254.050 | |
| | Haller Nils | 89 | SO 1 | | 4.913.050 | 6.215.100 | | 6.014.800 | 5.314.200 | 57.150 | |
| | Nützi Simon | 90 | SO 1 | 5.213.900 | 5.113.200 | 5.714.050 | 6.215.500 | 5.513.650 | | 56.650 | |
| | Rickli Manuel | 87 | SO 1 | 5.013.350 | | 5.113.900 | 6.215.700 | | 6.113.400 | 56.350 | |
| | Friedli Philipp | 91 | SO 1 | 5.213.050 | 4.512.500 | | 5.414.800 | 5.414.150 | 5.212.600 | 42.000 | |
| | Corti Danilo | 90 | SO 1 | | 5.013.750 | | | 5.514.400 | 5.313.750 | 41.900 | |
| | Nützi Oliver | 83 | SO 1 | 4.610.450 | | | 5.014.100 | | | 0.000 | |
| 3 | AG 1 | | | 41.800 | 40.200 | 41.650 | 44.950 | 42.450 | 42.100 | 253.150 | |
| | Meier Michael | 92 | AG 1 | 5.213.800 | 4.512.800 | 5.213.850 | 6.215.450 | 5.014.400 | 5.213.850 | 84.150 | |
| | Baumann Christian | 95 | AG 1 | 5.113.800 | 4.813.650 | 5.013.950 | 6.214.500 | 5.114.100 | 5.214.100 | 84.100 | |
| | Böschenstein Niki | 85 | AG 1 | 5.514.200 | | 5.813.850 | 6.615.000 | 5.213.400 | | 43.050 | |
| | Rohrer Severin | 92 | AG 1 | | 5.513.750 | 4.613.050 | | 4.713.950 | 5.013.850 | 27.700 | |
| | Hegi Oliver | 93 | AG 1 | 5.213.800 | 4.412.100 | | 6.214.150 | | 5.314.150 | 14.150 | |
| 4 | LU/OW/NW 1 | | | 43.000 | 39.600 | 41.500 | 47.200 | 40.000 | 41.750 | 253.050 | |
| | Groves Daniel | 84 | LU/OW/NW 1 | 5.914.850 | 5.613.300 | 5.013.800 | 6.215.800 | 5.413.100 | 5.914.350 | 85.200 | |
| | Ramseier Mark | 84 | LU/OW/NW 1 | | 5.113.550 | 5.514.150 | 6.615.750 | 5.113.850 | 5.113.550 | 57.300 | |
| | Rossi Kevin | 90 | LU/OW/NW 1 | 5.614.250 | 4.812.750 | 5.213.550 | | 4.811.550 | 5.413.600 | 54.150 | |
| | Honauer Silvan | 90 | LU/OW/NW 1 | 5.013.900 | | | 6.215.650 | | 5.013.800 | 43.350 | |
| | Bortolin Siro | 90 | LU/OW/NW 1 | 5.412.850 | 4.812.750 | 4.613.100 | 6.215.500 | 4.813.050 | | 13.050 | |
| 5 | AG 2 | | | 39.050 | 37.000 | 38.850 | 43.800 | 40.400 | 37.400 | 236.500 | |
| | Häuptli Roland | 86 | AG 2 | 4.613.050 | 5.112.000 | 4.813.600 | 5.414.850 | 5.213.650 | 4.812.700 | 79.850 | |
| | Krähenbühl Tobias | 88 | AG 2 | 5.313.550 | | | 5.414.500 | 4.713.150 | 3.410.900 | 41.200 | |
| | Setz Markus | 85 | AG 2 | | 4.112.200 | 4.313.100 | 5.414.450 | | | 39.750 | |
| | Fischer Raphael | 88 | AG 2 | 4.912.450 | 4.712.800 | | | 4.813.600 | | 38.850 | |
| | Flori Ramon | 97 | AG 2 | | | 3.712.150 | | | 3.711.900 | 24.050 | |
| | Fellmann Lukas | 92 | AG 2 | 4.911.100 | 3.510.950 | 3.411.950 | 5.414.350 | 3.913.050 | 4.112.800 | 12.800 | |
| 6 | NKL 1 | | | 37.500 | 37.150 | 39.150 | 42.750 | 40.250 | 37.000 | 233.800 | |
| | Brunner Janik | 94 | NKL 1 | 4.812.400 | 3.611.950 | 4.713.350 | 5.414.250 | 4.613.400 | 5.013.300 | 78.650 | |
| | Gisi Roman | 85 | NKL 1 | | 5.413.650 | 4.613.350 | | 4.713.700 | 4.612.700 | 53.400 | |
| | Meiller Alec | 86 | NKL 1 | 4.713.350 | 3.011.550 | | 5.414.250 | | | 39.150 | |
| | Bourquin Luc | 93 | NKL 1 | 4.911.750 | | 4.212.450 | 5.414.250 | 3.710.350 | | 38.450 | |
| | Munsch Jonas | 97 | NKL 1 | | | | | 4.113.150 | 3.611.000 | 24.150 | |
| | Pletscher Michael | 84 | NKL 1 | | 3.810.250 | | | | | 0.000 | |

GRUPPEN RANGLISTE

Seite 2 von 6







Nationalliga B**Männer**

| Rang | Team / Name | Jg. | Verein |  |  |  |  |  |  | Total | GTotal |
|----------|----------------------|-----|--------------|---|---|---|---|---|---|----------------|--------|
| 1 | Ostschweiz 1 | | | 40.400 | 39.200 | 40.000 | 44.800 | 40.100 | 38.200 | 242.700 | |
| | Brägger Pablo | 92 | Ostschweiz 1 | 5.614.450 | 4.713.150 | 5.114.100 | 6.215.250 | 5.613.400 | 5.212.500 | 82.850 | |
| | Graber Nicola | 95 | Ostschweiz 1 | 5.012.600 | 4.211.450 | 4.512.900 | 5.414.550 | 4.913.400 | 4.313.050 | 53.900 | |
| | Sutter Manuel | 93 | Ostschweiz 1 | 5.012.850 | 4.612.800 | 3.2 9.600 | 6.214.400 | 4.613.300 | 4.211.150 | 38.950 | |
| | Kopp Christian | 95 | Ostschweiz 1 | | 4.913.250 | 4.513.000 | | 4.411.100 | 4.012.650 | 38.900 | |
| | Kast Manuel | 95 | Ostschweiz 1 | 5.113.100 | | | 6.215.000 | | | 28.100 | |
| 2 | SH 1 | | | 40.750 | 37.850 | 38.100 | 43.300 | 39.550 | 38.950 | 238.500 | |
| | Walther Marco | 94 | SH 1 | 4.614.050 | 4.212.350 | | 6.215.300 | 4.513.350 | 3.012.300 | 67.350 | |
| | Wanner Richie | 94 | SH 1 | 4.913.500 | 4.512.300 | 4.613.350 | | 4.713.250 | 4.813.750 | 66.150 | |
| | Weissenberger Viktor | 92 | SH 1 | 4.012.600 | 4.813.200 | | 5.414.250 | 4.312.950 | | 40.400 | |
| | Leitenmair Tim | 93 | SH 1 | | 3.911.800 | 4.112.450 | 4.613.750 | 4.011.750 | 4.111.550 | 26.200 | |
| | Dehm Christian | 92 | SH 1 | 4.213.200 | | | 4.613.500 | | 4.312.900 | 26.100 | |
| | Lobsiger Janik | 98 | SH 1 | | | 4.012.300 | | | | 12.300 | |
| 3 | BE 1 | | | 41.650 | 34.800 | 38.850 | 43.550 | 39.100 | 37.500 | 235.450 | |
| | Capelli Claudio | 86 | BE 1 | 5.715.050 | 5.513.200 | 5.514.400 | 6.615.950 | 6.015.000 | 5.912.800 | 86.400 | |
| | Loher Jérôme | 94 | BE 1 | 4.913.000 | 4.610.650 | 4.012.500 | 4.612.350 | 4.211.600 | 4.112.200 | 48.350 | |
| | Matti Raphael | 80 | BE 1 | 4.513.600 | | | 5.413.650 | | 4.112.500 | 39.750 | |
| | Thomi Ivan | 94 | BE 1 | 4.111.800 | 3.710.950 | | 4.613.950 | 4.412.300 | 3.011.200 | 37.200 | |
| | Brechbühl Remo | 92 | BE 1 | | 3.9 9.850 | 4.311.950 | | 4.311.800 | | 23.750 | |
| | Schmocker Christian | 85 | BE 1 | | | 3.811.050 | | | | 0.000 | |
| 4 | LU 2 | | | 36.700 | 36.850 | 38.800 | 42.950 | 38.150 | 37.500 | 230.950 | |
| | Tschopp Kevin | 90 | LU 2 | 4.613.400 | 4.412.500 | 4.512.950 | 5.414.150 | 4.613.700 | 3.912.300 | 79.000 | |
| | Schärer Kevin | 95 | LU 2 | | 4.310.050 | 4.813.100 | | 4.711.950 | 4.813.450 | 38.500 | |
| | Spigaglia Aron | 95 | LU 2 | 4.011.700 | 3.811.450 | 4.312.350 | 5.414.300 | 4.511.600 | 4.111.550 | 37.450 | |
| | Vonesch Valentin | 94 | LU 2 | 4.411.600 | | | 5.414.500 | | | 26.100 | |
| | Müller Kevin | 91 | LU 2 | | 4.412.900 | | | 4.012.500 | | 25.400 | |
| | Furrer Elias | 93 | LU 2 | 4.311.550 | | 4.512.750 | 4.613.600 | | 3.811.750 | 24.500 | |
| 5 | ZH 2 | | | 37.400 | 35.200 | 37.900 | 41.350 | 39.800 | 36.750 | 228.400 | |
| | Mboyo Henji | 98 | ZH 2 | | 4.412.200 | 5.113.700 | 4.614.050 | 4.813.900 | 4.013.000 | 66.850 | |
| | Coradi Sascha | 96 | ZH 2 | 4.812.250 | 3.110.700 | 3.712.150 | 4.613.550 | 4.113.350 | 3.711.550 | 51.300 | |
| | Pfyl Marco | 97 | ZH 2 | 4.112.550 | 2.911.450 | | | 3.812.550 | | 36.550 | |
| | Kratter Moreno | 98 | ZH 2 | 4.512.600 | 3.211.550 | | | 4.412.500 | 3.011.800 | 35.950 | |
| | Schäfli Marcin | 98 | ZH 2 | | | 3.111.950 | 4.613.750 | | 3.111.950 | 25.700 | |
| | Baumgartner Marco | 97 | ZH 2 | 3.511.350 | | 3.412.050 | 4.012.850 | | | 12.050 | |
| 6 | GE 1 | | | 39.300 | 29.550 | 34.800 | 40.050 | 39.100 | 31.850 | 214.650 | |
| | Tomcik Christopher | 93 | GE 1 | 5.313.700 | 4.610.450 | 5.013.400 | 5.414.250 | 5.414.050 | 3.712.350 | 78.200 | |
| | Bosson Jérémie | 97 | GE 1 | 4.112.550 | 2.8 8.900 | 2.610.400 | | 4.112.250 | 2.3 8.750 | 43.950 | |
| | Frei Donovan | 97 | GE 1 | 4.112.550 | 2.8 9.900 | | 4.013.100 | 3.312.100 | 2.910.750 | 33.750 | |
| | Lüthi Valentin | 96 | GE 1 | | 2.5 9.200 | 3.011.000 | 4.012.350 | 3.712.800 | 2.2 8.700 | 33.000 | |
| | Bovy Frank | 98 | GE 1 | 3.813.050 | | | 4.012.700 | | | 25.750 | |





GRUPPEN RANGLISTE

Seite 3 von 6





Nationalliga C**Männer**

| Rang | Team / Name | Jg. | Verein |  |  |  |  |  |  | Total | GTotal |
|----------|----------------------|-----|--------------|---|---|---|---|---|---|---------------|----------------|
| 1 | SO 2 | | | 36.150 | 35.050 | 36.250 | 40.500 | 36.200 | 34.000 | | 218.150 |
| | Gischar Benjamin | 95 | SO 2 | 5.313.000 | 4.012.000 | 4.712.450 | 5.414.350 | 3.611.800 | 4.199.950 | 73.550 | |
| | Bucher Raffael | 94 | SO 2 | 4.611.400 | 4.611.300 | 4.711.700 | 5.413.750 | 5.812.050 | 4.112.450 | 61.250 | |
| | Hilton Lucas | 95 | SO 2 | | | 3.812.100 | 4.612.400 | 3.912.350 | 4.211.600 | 48.450 | |
| | von Burg Tobias | 95 | SO 2 | 4.511.600 | 3.611.750 | | | 3.810.500 | | 23.350 | |
| | Stöckli Tobias | 98 | SO 2 | 4.311.550 | 3.399.150 | | | | | 11.550 | |
| | Fürst David | 94 | SO 2 | | | 5.199.950 | | | | 0.000 | |
| 2 | ZH 3 | | | 37.700 | 31.550 | 34.950 | 41.700 | 36.150 | 33.400 | | 215.450 |
| | Fischer Peter | 85 | ZH 3 | 4.212.950 | | 3.712.600 | 4.613.850 | 4.112.600 | 3.811.750 | 63.750 | |
| | Egli Oliver | 87 | ZH 3 | 4.112.450 | 2.599.500 | 3.411.050 | 4.614.000 | 3.212.050 | | 59.050 | |
| | Häfliger Fabian | 93 | ZH 3 | 3.912.300 | 4.111.650 | 2.711.300 | 4.613.850 | | 2.399.250 | 49.100 | |
| | Hugi Raphael | 85 | ZH 3 | | | 2.010.450 | 4.613.350 | 3.211.500 | 2.610.400 | 21.900 | |
| | de Schoenmacker Ian | 88 | ZH 3 | | 3.810.400 | | | | 2.811.250 | 21.650 | |
| | Meier Thierry | 91 | ZH 3 | | 3.799.150 | | | 3.410.900 | | 0.000 | |
| 3 | Ostschweiz 2 | | | 36.750 | 32.950 | 35.650 | 39.300 | 35.650 | 34.350 | | 214.650 |
| | Scherrer Christoph | 96 | Ostschweiz 2 | 4.111.950 | 3.311.050 | 3.711.450 | | 4.211.550 | 3.111.450 | 57.450 | |
| | Strub Martin | 84 | Ostschweiz 2 | | | 3.912.400 | 4.613.800 | 3.612.100 | 3.811.900 | 50.200 | |
| | Bischofberger Fabian | 98 | Ostschweiz 2 | 4.212.850 | 3.411.500 | 3.211.400 | 3.812.950 | 3.812.000 | | 49.300 | |
| | Kölbener Lars | 99 | Ostschweiz 2 | 3.911.950 | | | 4.012.550 | | 2.611.000 | 35.500 | |
| | Gamper Sandro | 96 | Ostschweiz 2 | 3.811.900 | 3.399.950 | 3.811.800 | 3.812.200 | | 2.799.450 | 11.800 | |
| | Aidoo Andy | 98 | Ostschweiz 2 | | 3.210.400 | | | 4.111.450 | | 10.400 | |
| 4 | BE 2 | | | 35.450 | 32.000 | 33.150 | 41.300 | 37.250 | 32.300 | | 211.450 |
| | Mülhauser Nicolas | 94 | BE 2 | 4.412.450 | 3.411.100 | 3.410.750 | 4.613.550 | 3.511.900 | | 59.750 | |
| | Mendez Camilo | 91 | BE 2 | 4.411.350 | 3.611.200 | | 4.613.800 | 3.312.300 | 2.610.400 | 59.050 | |
| | Neuhaus Samuel | 85 | BE 2 | 4.211.650 | 3.599.400 | 4.011.750 | | 3.713.050 | 3.110.450 | 46.900 | |
| | Juker Stefan | 79 | BE 2 | | | 2.010.650 | | | 3.411.450 | 22.100 | |
| | Stettler Marcel | 90 | BE 2 | 3.399.450 | | | 4.613.950 | 3.711.700 | 3.110.250 | 13.950 | |
| | Haueter Cédric | 94 | BE 2 | | 3.099.700 | 2.010.300 | 4.613.250 | | | 9.700 | |

GRUPPEN RANGLISTE**Nationalliga A****Frauen**

| Rang | Team / Name | Jg. | Verein |  |  |  |  | Total | GTotal |
|----------|-----------------------|-----|--------|---|---|---|---|----------------|--------|
| 1 | AG 1 | | | 39.700 | 37.600 | 38.350 | 36.900 | 152.550 | |
| | Diacci Jessica | 94 | AG 1 | 5.013.400 | 5.312.950 | 5.113.700 | | 40.050 | |
| | Schulte Laura | 97 | AG 1 | 5.013.400 | 5.112.750 | | 4.612.750 | 38.900 | |
| | Senn Jennifer | 93 | AG 1 | 4.612.900 | 4.211.900 | 4.911.900 | 4.411.500 | 36.700 | |
| | Schreiber Eliane | 97 | AG 1 | | 3.210.700 | 4.612.750 | 4.211.550 | 24.300 | |
| | Jurca Laura | 99 | AG 1 | 4.012.300 | | 4.810.250 | 4.712.600 | 12.600 | |
| 2 | BE 1 | | | 39.300 | 35.750 | 36.700 | 33.200 | 144.950 | |
| | Gerber Sarina | 95 | BE 1 | 4.612.600 | 5.112.000 | 4.512.150 | 4.912.650 | 49.400 | |
| | Zimmermann Yasmin | 92 | BE 1 | 5.213.700 | 5.012.050 | 5.113.450 | | 39.200 | |
| | Trachsel Yasmin | 92 | BE 1 | 4.213.000 | 2.8 9.900 | 3.811.100 | 3.5 9.700 | 33.800 | |
| | Metzger Sara | 96 | BE 1 | | 4.611.700 | | | 11.700 | |
| | Giger Selina | 98 | BE 1 | 4.011.800 | | 3.7 9.400 | 3.610.850 | 10.850 | |
| 3 | TI 1 | | | 38.200 | 35.500 | 34.100 | 35.000 | 142.800 | |
| | Käslin Ilaria | 97 | TI 1 | 4.412.700 | 3.511.350 | 4.613.100 | 4.612.450 | 49.600 | |
| | Baroggio Caterina | 96 | TI 1 | | 4.311.800 | 4.810.500 | 4.511.700 | 34.000 | |
| | Berti Emily | 94 | TI 1 | 4.412.750 | 4.812.350 | 4.810.300 | 4.510.600 | 25.100 | |
| | Jelmini Alice | 96 | TI 1 | 4.412.750 | 3.3 9.550 | 3.910.500 | | 23.250 | |
| | Nesurini Gaia | 99 | TI 1 | 4.211.950 | | | 3.710.850 | 10.850 | |
| 4 | AG 2 | | | 38.850 | 34.000 | 31.900 | 34.100 | 138.850 | |
| | Catanzaro Sara | 95 | AG 2 | 5.013.400 | 3.812.000 | 5.0 9.450 | 4.110.700 | 36.100 | |
| | Gloor Mireja | 99 | AG 2 | | 4.011.600 | 4.811.400 | 4.511.750 | 34.750 | |
| | Hunziker Yvonne | 95 | AG 2 | 4.412.750 | 4.8 9.950 | 4.6 9.800 | 4.411.650 | 34.200 | |
| | Steinacher Melanie | 96 | AG 2 | 4.412.700 | 3.910.400 | 4.010.700 | | 33.800 | |
| | Karadag Ayse | 99 | AG 2 | 4.212.300 | | | 3.510.400 | 0.000 | |
| 5 | ZH 1 | | | 38.650 | 31.450 | 33.450 | 34.850 | 138.400 | |
| | Stämpfli Linda | 88 | ZH 1 | 4.613.200 | 4.812.850 | 4.811.000 | 4.712.400 | 49.450 | |
| | Hitz Nicole | 97 | ZH 1 | 4.613.150 | 3.9 8.800 | 4.412.300 | 4.311.850 | 46.100 | |
| | Kraus Michelle | 98 | ZH 1 | | 2.2 9.800 | 4.510.150 | 3.1 9.150 | 19.950 | |
| | Widmer Ramona | 98 | ZH 1 | 4.012.300 | | | | 12.300 | |
| | Luginbühl Sandra | 93 | ZH 1 | 4.212.300 | | | 3.410.600 | 10.600 | |
| | Siegenthaler Stefanie | 98 | ZH 1 | | 2.9 8.050 | 4.510.100 | | 0.000 | |
| 6 | SG 1 | | | 38.250 | 28.550 | 36.050 | 34.750 | 137.600 | |
| | Steingruber Giulia | 94 | SG 1 | 5.014.000 | 5.311.250 | 5.514.200 | 5.513.400 | 52.850 | |
| | Zill Ariana | 95 | SG 1 | 4.212.350 | | 3.811.450 | 3.611.000 | 34.800 | |
| | Boppart Céline | 99 | SG 1 | | 2.2 8.450 | 4.010.400 | 3.410.350 | 29.200 | |
| | Steiner Anouk | 99 | SG 1 | 4.211.900 | | 3.310.100 | 3.410.300 | 11.900 | |
| | Brochier Tabea | 99 | SG 1 | 2.410.350 | 2.0 8.850 | | | 8.850 | |
| | Heimberg Michelle | 00 | SG 1 | | 2.1 6.800 | | | 0.000 | |





GRUPPEN RANGLISTE**Nationalliga B****Frauen**

| Rang | Team / Name | Jg. | Verein |  |  |  |  | Total | GTotal |
|----------|------------------|-----|--------|---|---|---|---|-------|----------------|
| 1 | NKL 1 | | | 35.400 | 31.500 | 32.050 | 32.400 | | 131.350 |
| | Schwarz Anja | 00 | NKL 1 | 4.212.350 | 2.911.300 | 4.311.350 | 3.510.550 | | 45.550 |
| | Raphael Caroline | 99 | NKL 1 | 4.011.500 | 3.098.800 | 3.510.100 | 3.310.300 | | 31.400 |
| | Ulrich Fiona | 99 | NKL 1 | 4.010.800 | 2.910.400 | | 3.611.350 | | 21.750 |
| | Ulrich Luisa | 00 | NKL 1 | | | 3.310.600 | 3.010.500 | | 21.100 |
| | Weibel Ronja | 99 | NKL 1 | 4.011.550 | | | | | 11.550 |
| | Wenger Nicole | 98 | NKL 1 | | 2.488.550 | 4.093.300 | | | 0.000 |
| 2 | FR 1 | | | 35.800 | 31.150 | 33.150 | 31.200 | | 131.300 |
| | Mülhauser Nadia | 96 | FR 1 | 5.011.500 | 5.112.450 | 5.011.050 | 4.411.400 | | 46.400 |
| | Baeriswyl Nadia | 95 | FR 1 | 4.613.450 | 5.210.600 | 4.912.500 | | | 36.550 |
| | Aebischer Angela | 96 | FR 1 | 4.210.850 | 1.481.100 | 3.092.250 | 2.896.650 | | 28.600 |
| | Gaudin Julie | 95 | FR 1 | | | 2.796.600 | 2.710.150 | | 19.750 |
| | Bucheli Sarah | 94 | FR 1 | 4.210.800 | 0.837.750 | | 2.589.900 | | 0.000 |
| 3 | TI 2 | | | 36.400 | 29.400 | 32.350 | 32.150 | | 130.300 |
| | Grisetti Giada | 00 | TI 2 | 4.011.950 | 2.297.700 | 3.511.550 | 3.810.950 | | 44.150 |
| | Jelmini Maira | 97 | TI 2 | 4.212.450 | 2.210.150 | 3.810.300 | | | 32.900 |
| | Guissani Conny | 97 | TI 2 | 4.412.000 | 3.395.550 | 3.882.200 | 3.410.300 | | 31.850 |
| | Brogli Thea | 00 | TI 2 | | 1.892.200 | 3.810.500 | 3.610.900 | | 21.400 |
| | Teoldi Lisa | 00 | TI 2 | 2.410.600 | | | 3.310.050 | | 0.000 |
| 4 | ZH 2 | | | 35.250 | 25.750 | 30.350 | 29.850 | | 121.200 |
| | Fröhlich Seraina | 92 | ZH 2 | 3.411.250 | 1.073.300 | 2.810.700 | 3.110.650 | | 39.900 |
| | Brovinus Emmie | 98 | ZH 2 | 4.011.750 | 1.390.000 | 3.594.450 | 2.395.550 | | 39.750 |
| | Moor Anina | 00 | ZH 2 | 4.012.250 | 1.172.250 | 2.710.200 | 2.796.650 | | 32.100 |
| | Bergamin Seraina | 90 | ZH 2 | | 1.994.450 | 2.392.250 | | | 9.450 |
| | Stähli Celine | 95 | ZH 2 | 4.011.200 | | | 2.892.250 | | 0.000 |
| 5 | BE 2 | | | 34.350 | 22.350 | 30.400 | 29.900 | | 117.000 |
| | Boss Aline | 96 | BE 2 | 4.212.400 | 3.289.950 | 3.810.250 | 3.510.900 | | 42.500 |
| | Wurz Kathrin | 93 | BE 2 | 3.010.650 | 1.767.750 | 3.110.250 | 3.292.250 | | 36.900 |
| | Arpagaus Barbara | 95 | BE 2 | 4.011.300 | | 2.599.900 | 2.797.750 | | 30.950 |
| | Gilomen Jana | 95 | BE 2 | 0.000 | 0.000 | 1.766.650 | 2.683.300 | | 6.650 |

GRUPPEN RANGLISTE

Seite 6 von 6

Nationalliga C**Frauen**

| Rang | Team / Name | Jg. | Verein |  |  |  |  | Total | GTotal |
|----------|-----------------------|-----|----------------|---|---|---|---|----------------|--------|
| 1 | AG 3 | | | 33.950 | 24.950 | 32.900 | 32.100 | 123.900 | |
| | Rinderknecht Nina | 96 | AG 3 | 4.212.450 | 1.2 8.700 | 3.211.350 | 2.810.250 | 42.750 | |
| | Schuler Vera | 95 | AG 3 | 4.411.000 | 1.2 7.150 | 3.310.950 | 3.511.450 | 33.400 | |
| | Kaiser Léonie | 96 | AG 3 | 2.410.500 | | | 2.910.400 | 20.900 | |
| | Bitter Muriel | 97 | AG 3 | 4.210.400 | 1.2 7.900 | 3.410.600 | 3.2 9.700 | 18.500 | |
| | Kreuzberger Lisa | 98 | AG 3 | | 1.2 8.350 | 3.410.350 | | 8.350 | |
| 2 | Nordostschweiz | | | 34.650 | 26.700 | 30.900 | 29.800 | 122.050 | |
| | Serhani Zaina | 97 | Nordostschweiz | 4.211.900 | 2.0 8.600 | 3.9 9.400 | 3.6 9.500 | 39.400 | |
| | Moser Angelica | 97 | Nordostschweiz | 4.212.050 | 1.1 4.050 | 2.910.250 | 2.910.050 | 32.350 | |
| | Cabalzar Riccarda | 89 | Nordostschweiz | 4.010.450 | 1.7 8.350 | 3.211.250 | 3.210.250 | 29.850 | |
| | Keller Fiona | 99 | Nordostschweiz | 2.410.700 | 2.1 9.750 | | 3.2 9.500 | 20.450 | |
| | Cabalzar Nina | 99 | Nordostschweiz | | | 2.4 7.400 | | 0.000 | |
| 3 | NE 1 | | | 36.150 | 21.900 | 29.650 | 32.150 | 119.850 | |
| | Dardel Maé | 94 | NE 1 | 3.211.700 | 1.5 7.050 | 2.5 9.350 | 3.110.500 | 29.250 | |
| | Honsberger Virginie | 84 | NE 1 | | 1.1 7.950 | 2.710.450 | 3.410.800 | 29.200 | |
| | Kübler Eva | 98 | NE 1 | 4.212.350 | 1.1 6.900 | 3.0 9.500 | | 28.750 | |
| | Jeckelmann Anne | 98 | NE 1 | 4.010.900 | | 2.4 9.700 | 3.010.850 | 20.550 | |
| | Soulier Marion | 97 | NE 1 | 4.212.100 | | | | 12.100 | |
| | Durussel Samantha | 96 | NE 1 | | 1.0 6.550 | | 2.610.150 | 0.000 | |
| 4 | TI 3 | | | 37.250 | 22.450 | 30.150 | 29.000 | 118.850 | |
| | Caccavari Deborah | 95 | TI 3 | 4.211.950 | 1.6 7.050 | 3.410.000 | 3.410.650 | 39.650 | |
| | Boggini Cristina | 96 | TI 3 | 4.012.300 | 1.9 7.900 | 3.1 8.450 | 3.410.050 | 30.250 | |
| | Friedrich Nicole | 98 | TI 3 | 4.213.000 | 1.1 7.500 | | | 20.500 | |
| | Ruggia Fiorenza | 97 | TI 3 | 4.011.400 | | 2.6 9.650 | 3.0 8.300 | 17.950 | |
| | Giossani Mali | 00 | TI 3 | | 1.1 6.900 | 2.910.500 | 2.0 8.050 | 10.500 | |
| 5 | LU/OW/NW | | | 31.450 | 22.450 | 30.300 | 29.350 | 113.550 | |
| | Fischer Ladina | 96 | LU/OW/NW | 2.410.950 | 1.1 7.850 | 2.610.350 | 2.9 9.950 | 39.100 | |
| | Azhymova Elvira | 94 | LU/OW/NW | 2.410.600 | 1.0 8.000 | 2.810.000 | 2.810.050 | 38.650 | |
| | Ruckli Lea | 99 | LU/OW/NW | 2.4 9.900 | | 2.3 9.900 | 2.7 9.350 | 19.250 | |
| | Schnyder Stéphanie | 00 | LU/OW/NW | | 0.8 1.750 | 2.3 9.950 | | 9.950 | |
| | Hungerbühler Fabrice | 97 | LU/OW/NW | 4.0 9.600 | 1.1 6.600 | | 2.1 8.500 | 6.600 | |
| 6 | ZH 3 | | | 33.100 | 20.550 | 30.000 | 28.850 | 112.500 | |
| | Stiefel Alexandra | 90 | ZH 3 | 3.010.800 | 1.5 7.600 | | 2.6 9.850 | 28.250 | |
| | Künzle Jeanine | 99 | ZH 3 | 4.011.500 | 1.3 6.450 | 2.8 8.000 | 2.8 9.850 | 27.800 | |
| | Bieri Sarah | 00 | ZH 3 | | | 2.710.800 | 2.7 9.150 | 19.950 | |
| | Selvaratnam Riana | 99 | ZH 3 | 2.410.450 | 1.3 6.500 | 2.7 9.150 | | 15.650 | |
| | Gautschi Martina | 93 | ZH 3 | 2.410.800 | | | 1.6 8.650 | 10.800 | |
| | Rosenbaum Nadja | 93 | ZH 3 | | 0.8 3.650 | 2.610.050 | | 10.050 | |