



CSJ GAM

Salle Bicubic, Romont FR

2 et 3 juin 2012



Résultats Programme 1 - individuel

Rang	Nom	Année.	Société							Total
1	Kay SCHLATTER	2002	STV Wetzikon	4.00 13.300 1	4.00 2.45 15.850 1	4.00 13.100 2	4.00 12.100 8	3.50 12.900 7	4.00 13.400 1	25.95 80.650
2	Linus ROHNER	2002	TV Niederwil	4.00 13.100 2	4.00 1.10 14.250 7	4.00 13.000 3	4.30 12.850 1	4.00 13.350 3	4.00 13.300 2	25.25 79.850
3	Pietro RIVA	2003	SFG Chiasso	4.00 13.100 2	3.50 2.45 14.200 9	4.00 13.400 1	4.00 12.100 8	4.30 13.950 1	4.00 12.900 10	26.25 79.650
4	David BONT	2002	TV Bülach	4.00 12.900 7	3.50 1.80 14.450 6	4.00 12.850 10	4.00 12.500 5	4.00 13.350 3	4.00 12.800 11	25.30 78.850
5	Luca MURABITO	2003	Satus ORO	4.00 13.100 2	4.00 2.30 15.450 2	4.00 12.500 19	4.00 11.400 18	4.00 13.200 6	4.00 12.750 13	26.30 78.400
6	Kevin KUHNI	2003	TV Nunnigen	4.00 13.000 5	4.00 1.95 14.650 5	4.00 12.950 4	4.00 11.600 13	4.00 12.750 10	4.00 13.200 4	25.95 78.150
7	Timoté GACOND	2002	Gym Serrières	4.00 12.200 21	3.50 1.30 13.100 16	4.00 12.900 8	4.00 12.700 2	4.00 13.400 2	3.50 12.750 13	24.30 77.050
8	Noah BAUMGARTNER	2003	BTV Bern	3.50 12.200 21	4.00 2.10 15.400 3	4.00 12.950 4	3.50 10.900 30	3.50 12.300 19	4.00 13.050 8	24.60 76.800
9	Abdullah SHEIHK	2002	SFG Chiasso	4.00 12.200 21	3.50 1.90 14.250 7	4.00 12.800 13	3.00 10.700 34	4.00 13.300 5	4.00 13.100 7	24.40 76.350
10	Raphael CONRAD	2002	TV Neftenbach	4.00 12.900 7	4.00 0.00 12.900 20	4.00 12.600 17	4.00 12.200 7	3.50 12.400 17	4.00 13.000 9	23.50 76.000
11	Jonas HUWYLER	2002	TV Ebikon	4.00 13.000 5	3.50 1.45 13.750 11	4.00 12.950 4	4.00 11.100 24	3.50 12.250 21	4.00 12.800 11	24.45 75.850
12	Marc HEIDELBERGER	2002	TV Rümliang	4.00 12.900 7	3.50 1.25 13.600 13	4.00 12.950 4	4.00 11.100 24	3.50 12.600 13	4.00 12.700 15	24.25 75.850
13	Lorenzo CRIMI	2002	SFG Lugano	4.00 12.800 10	4.00 0.00 13.000 19	4.00 12.450 20	4.00 12.600 4	3.50 12.100 25	4.00 12.200 27	23.50 75.150
14	Charles NOOL	2002	EGA Genève	4.00 12.400 17	4.00 1.30 13.600 13	4.00 12.650 15	4.00 12.100 8	3.50 11.550 35	3.50 12.400 19	24.30 74.700
15	Yari MARANTA	2003	SFG Bellinzona	4.00 12.600 13	4.00 1.10 13.100 16	4.00 12.850 10	4.00 11.300 20	3.00 12.450 15	3.00 12.300 23	23.10 74.600
16	Justin TSCHOPP	2002	STV Wil	4.00 12.700 11	4.00 0.00 12.150 28	4.00 12.750 14	4.00 12.700 2	3.50 10.900 41	4.00 13.300 2	23.50 74.500
17	Tim Christopher WIBAWA	2003	TZ Rheintal	4.00 12.500 15	4.00 2.00 15.050 4	4.00 12.900 8	4.00 10.400 37	3.00 11.600 34	3.00 12.000 32	24.00 74.450
18	Cyrill HUI	2002	TSV Rohrdorf	4.00 12.200 21	3.50 1.00 13.050 18	4.00 12.000 28	4.00 11.900 12	4.00 12.100 25	4.00 12.600 17	24.50 73.850
19	Iman CLAYTON	2003	BTV Luzern	3.00 12.100 29	2.50 2.10 13.450 15	4.00 12.400 21	3.00 10.400 37	4.00 12.900 7	3.00 12.300 23	21.60 73.550
20	Janic MEIER	2003	TZ Graubünden	4.00 11.900 33	3.50 0.00 11.550 37	4.00 12.850 10	4.00 10.700 34	3.50 12.700 11	4.00 13.200 4	23.00 72.900
21	Sven MÜLLER	2002	TV Wolfwil	4.00 12.500 15	4.00 0.00 12.650 22	4.00 12.650 15	4.00 11.600 13	3.00 11.350 38	3.00 11.900 34	22.00 72.650
22	Yannik RÜFENACHT	2002	TV Sissach	4.00 12.300 19	3.50 0.00 11.450 41	4.00 12.050 27	4.00 11.600 13	3.50 12.050 27	4.00 13.150 6	23.00 72.600
23	Nik ADAM	2003	TV Neftenbach	4.00 12.300 19	4.00 0.00 12.350 24	4.00 10.900 45	4.00 12.000 11	4.00 12.850 9	3.50 12.050 29	23.50 72.450
24	Ylan DARDEL	2002	Gym Serrières	4.00 12.400 17	3.00 0.00 11.450 41	4.00 12.200 23	4.00 12.500 5	2.50 11.350 38	4.00 12.450 18	21.50 72.350
25	Pascal KRETZ	2002	TV Ebikon	4.00 12.200 21	3.00 0.00 11.600 35	4.00 12.250 22	4.00 11.600 13	3.50 11.850 30	3.50 12.700 15	22.00 72.200
26	Andri STACHER	2003	KGR Frauenfeld	4.00 12.600 13	4.00 0.30 12.000 30	4.00 12.150 25	4.00 11.300 20	3.50 12.450 15	3.50 11.600 41	23.30 72.100
27	Luca GIUBELLINI	2003	STV Kleindöttingen	4.00 12.100 29	3.50 1.40 13.750 11	3.50 11.350 40	4.00 10.800 32	3.50 11.450 36	4.00 12.300 23	23.90 71.750
28	Nick OPPLIGER	2002	KV Solothurn	4.00 11.800 36	3.00 0.00 11.900 31	4.00 12.550 18	4.00 11.100 24	3.50 12.500 14	3.50 11.850 36	22.00 71.700
29	Alan LAASNER	2002	TV Rickenbach	4.00 11.600 41	3.50 1.85 14.100 10	3.50 10.800 46	4.00 11.000 28	3.50 12.200 22	3.00 11.900 34	23.35 71.600



CSJ GAM
Salle Bicubic, Romont FR
2 et 3 juin 2012



Résultats Programme 1 - individuel

Rang	Nom	Année.	Société							Total
30	Rafael BAUMANN	2002	TV Pratteln AS	4.00 12.700 11	3.00 0.00 10.600 45	4.00 11.700 33	4.00 4.00 11.600 13	4.00 12.300 19	3.50 12.200 27	22.50 71.100
31	Mostafa SHAMARI	2002	Kunstturner Schaffhausen	4.00 11.900 33	3.00 0.25 12.300 26	4.00 11.850 30	4.00 4.00 10.300 40	3.50 12.350 18	3.00 12.350 21	21.75 71.050
32	Noram NGUYEN	2002	EGA Genève	4.00 12.200 21	3.50 0.00 11.700 34	4.00 12.200 23	4.00 4.00 11.000 28	3.50 11.650 32	3.50 12.050 29	22.50 70.800
33	Ewan ONOMOR	2004	Chêne Genève Gymnastique	3.00 11.800 36	3.00 0.00 11.550 37	4.00 11.600 35	3.50 3.50 11.300 20	3.50 12.200 22	3.00 12.350 21	20.00 70.800
34	Moritz MARTINOLLI	2003	BTV Bern	3.00 11.700 40	3.50 1.50 12.800 21	3.50 11.500 37	3.50 3.50 10.800 32	3.00 11.950 28	3.00 12.000 32	21.00 70.750
35	Justin SAMER	2002	KGR Frauenfeld	4.00 11.800 36	4.00 0.15 12.450 23	3.50 11.450 38	4.00 4.00 11.400 18	3.50 11.650 32	3.00 11.800 37	22.15 70.550
36	Kevin ULRICH	2003	STV Kleindöttingen	3.00 11.500 43	3.50 0.00 12.350 24	3.50 11.550 36	4.00 4.00 11.300 20	3.50 11.950 28	3.00 11.400 44	20.50 70.050
37	Joël RISCHE	2002	KGR Frauenfeld	4.00 11.900 33	3.00 0.00 12.050 29	3.50 11.800 32	3.00 3.00 10.100 43	3.50 12.700 11	3.00 10.950 48	20.00 69.500
38	Maurin KLESSE	2003	TZ Graubünden	3.00 12.000 32	4.00 0.00 11.600 35	4.00 11.850 30	3.00 3.00 10.200 41	3.00 11.800 31	3.50 12.050 29	20.50 69.500
39	Luc WALDNER	2002	TV Langendorf	4.00 11.000 46	3.50 0.45 12.200 27	3.50 12.150 25	4.00 4.00 9.700 47	3.50 12.200 22	3.00 11.800 37	21.95 69.050
40	Marco STÜDELI	2002	TV Bellach	4.00 11.800 36	3.00 0.00 11.850 32	3.50 11.100 42	4.00 4.00 10.900 30	3.00 11.400 37	3.00 11.450 43	20.50 68.500
41	Timo SEGRADA	2003	TZ Graubünden/TV Mels	3.00 11.600 41	3.00 0.00 11.800 33	3.50 11.450 38	3.00 3.00 10.000 44	3.00 10.800 44	3.00 12.300 23	18.50 67.950
42	Alex MOSER	2003	BTV Bern	3.50 12.200 21	3.00 0.00 10.600 45	3.50 11.700 33	3.50 3.50 10.600 36	2.50 10.150 48	3.50 12.400 19	19.50 67.650
43	Loris SCHÜPBACH	2002	Kunstturner Schaffhausen	3.50 12.200 21	3.00 0.00 11.500 40	3.50 10.450 48	3.50 3.50 11.100 24	2.50 10.600 46	3.00 11.600 41	19.00 67.450
44	Christopher BÄR	2002	FSG Montreux	3.50 11.500 43	3.00 0.00 11.550 37	4.00 11.100 42	3.00 3.00 10.400 37	2.50 10.900 41	3.00 11.700 40	19.00 67.150
45	Noa TRANQUILLI	2002	Kunstturner Schaffhausen	4.00 12.100 29	2.50 0.00 10.200 47	3.50 10.500 47	4.00 4.00 10.000 44	2.50 11.350 38	3.00 11.400 44	19.50 65.550
46	Ham BAUR	2002	TV Uetendorf	3.00 11.200 45	3.00 0.00 10.800 43	3.50 11.200 41	3.50 3.50 10.200 41	2.50 10.350 47	3.00 11.250 47	18.50 65.000
47	Thibault MARTI	2003	Gym Serrières	3.50 10.500 47	2.50 0.00 9.750 48	3.50 11.900 29	3.50 3.50 9.800 46	3.00 10.900 41	3.50 11.800 37	19.50 64.650
48	Axel GOBET	2004	GASF	3.00 10.100 48	2.50 0.00 10.700 44	3.50 11.050 44	3.00 3.00 8.600 48	3.00 10.800 44	3.00 11.400 44	18.00 62.650



CSJ GAM

Salle Bicubic, Romont FR

2 et 3 juin 2012



Résultats Programme 1 - Équipe

Rang	Nom	Année.	Société							Total
1	ZH			26.200 1	30.300 1	26.050 2	24.600 3	26.250 2	26.200 3	159.600
	Kay SCHLATTER	2002	STV Wetzikon	4.00 13.300	4.00 2.45 15.850	4.00 13.100	4.00 12.100	3.50 12.900	4.00 13.400	25.95 80.650
	David BONT	2002	TV Bülach	4.00 12.900	3.50 1.80 14.450	4.00 12.850	4.00 12.500	4.00 13.350	4.00 12.800	25.30 78.850
	Marc HEIDELBERGER	2002	TV Rümlang	4.00 12.900	3.50 1.25 13.600	4.00 12.950	4.00 11.100	3.50 12.600	4.00 12.700	24.25 75.850
2	SG			25.800 2	29.300 2	25.900 3	25.550 1	24.950 7	26.600 1	158.100
	Linus ROHNER	2002	TV Niederwil	4.00 13.100	4.00 1.10 14.250	4.00 13.000	4.30 4.00 12.850	4.00 13.350	4.00 13.300	25.25 79.850
	Justin TSCHOPP	2002	STV Wil	4.00 12.700	4.00 0.00 12.150	4.00 12.750	4.00 12.700	3.50 10.900	4.00 13.300	23.50 74.500
	Tim Christopher WIBAWA	2003	TZ Rheintal	4.00 12.500	4.00 2.00 15.050	4.00 12.900	4.00 4.00 10.400	3.00 11.600	3.00 12.000	24.00 74.450
3	TI			25.700 3	28.450 4	26.250 1	23.400 4	27.250 1	26.000 4	157.050
	Pietro RIVA	2003	SFG Chiasso	4.00 13.100	3.50 2.45 14.200	4.00 13.400	4.00 12.100	4.30 13.950	4.00 12.900	26.25 79.650
	Abdullah SHEIHK	2002	SFG Chiasso	4.00 12.200	3.50 1.90 14.250	4.00 12.800	3.00 3.00 10.700	4.00 13.300	4.00 13.100	24.40 76.350
	Yari MARANTA	2003	SFG Bellinzona	4.00 12.600	4.00 1.10 13.100	4.00 12.850	4.00 4.00 11.300	3.00 12.450	3.00 12.300	23.10 74.600
4	AG			25.300 5	29.200 3	24.500 11	23.300 6	25.300 3	25.350 8	152.950
	Luca MURABITO	2003	Satus ORO	4.00 13.100	4.00 2.30 15.450	4.00 12.500	4.00 11.400	4.00 13.200	4.00 12.750	26.30 78.400
	Cyriil HUI	2002	TSV Rohrdorf	4.00 12.200	3.50 1.00 13.050	4.00 12.000	4.00 11.900	4.00 12.100	4.00 12.600	24.50 73.850
	Luca GIUBELLINI	2003	STV Kleindöttingen	4.00 12.100	3.50 1.40 13.750	3.50 11.350	4.00 4.00 10.800	3.50 11.450	4.00 12.300	23.90 71.750
5	BL/BS			25.700 3	26.100 7	25.000 7	23.200 7	25.050 6	26.350 2	151.400
	Kevin KUHNI	2003	TV Nunnigen	4.00 13.000	4.00 1.95 14.650	4.00 12.950	4.00 4.00 11.600	4.00 12.750	4.00 13.200	25.95 78.150
	Yannik RÜFENACHT	2002	TV Sissach	4.00 12.300	3.50 0.00 11.450	4.00 12.050	4.00 4.00 11.600	3.50 12.050	4.00 13.150	23.00 72.600
	Rafael BAUMANN	2002	TV Pratteln AS	4.00 12.700	3.00 0.00 10.600	4.00 11.700	4.00 4.00 11.600	4.00 12.300	3.50 12.200	22.50 71.100



CSJ GAM

Salle Bicubic, Romont FR

2 et 3 juin 2012



Résultats Programme 1 - Équipe

Rang	Nom	Année.	Société							Total
6	LU/OW/NW			25.200 6	27.200 6	25.350 4	22.700 8	25.150 4	25.500 5	151.100
	Jonas HUWYLER	2002	TV Ebikon	4.00 13.000	3.50 1.45 13.750	4.00 12.950	4.00 1.45 11.100	3.50 12.250	4.00 12.800	24.45 75.850
	Iman CLAYTON	2003	BTV Luzern	3.00 12.100	2.50 2.10 13.450	4.00 12.400	3.00 3.00 10.400	4.00 12.900	3.00 12.300	21.60 73.550
	Pascal KRETZ	2002	TV Ebikon	4.00 12.200	3.00 0.00 11.600	4.00 12.250	4.00 11.600	3.50 11.850	3.50 12.700	22.00 72.200
7	NE			24.600 7	24.550 10	25.100 6	25.200 2	24.750 8	25.200 9	149.400
	Timoté GACOND	2002	Gym Serrières	4.00 12.200	3.50 1.30 13.100	4.00 12.900	4.00 4.00 12.700	4.00 13.400	3.50 12.750	24.30 77.050
	Ylan DARDEL	2002	Gym Serrières	4.00 12.400	3.00 0.00 11.450	4.00 12.200	4.00 4.00 12.500	2.50 11.350	4.00 12.450	21.50 72.350
	Thibault MARTI	2003	Gym Serrières	3.50 10.500	2.50 0.00 9.750	3.50 11.900	3.50 3.50 9.800	3.00 10.900	3.50 11.800	19.50 64.650
8	BE			24.400 10	28.200 5	24.650 10	21.700 11	24.250 11	25.450 7	148.650
	Noah BAUMGARTNER	2003	BTV Bern	3.50 12.200	4.00 2.10 15.400	4.00 12.950	3.50 3.50 10.900	3.50 12.300	4.00 13.050	24.60 76.800
	Moritz MARTINOLLI	2003	BTV Bern	3.00 11.700	3.50 1.50 12.800	3.50 11.500	3.50 3.50 10.800	3.00 11.950	3.00 12.000	21.00 70.750
	Alex MOSER	2003	BTV Bern	3.50 12.200	3.00 0.00 10.600	3.50 11.700	3.50 3.50 10.600	2.50 10.150	3.50 12.400	19.50 67.650
9	GE			24.600 7	25.300 8	24.850 8	23.400 4	23.850 12	24.750 10	146.750
	Charles NOOL	2002	EGA Genève	4.00 12.400	4.00 1.30 13.600	4.00 12.650	4.00 4.00 12.100	3.50 11.550	3.50 12.400	24.30 74.700
	Ewan ONOMOR	2004	Chêne Genève Gymnastique	3.00 11.800	3.00 0.00 11.550	4.00 11.600	3.50 3.50 11.300	3.50 12.200	3.00 12.350	20.00 70.800
	Noram NGUYEN	2002	EGA Genève	4.00 12.200	3.50 0.00 11.700	4.00 12.200	4.00 4.00 11.000	3.50 11.650	3.50 12.050	22.50 70.800
10	SO			24.300 11	24.850 9	25.200 5	22.700 8	24.700 9	23.750 12	145.500
	Sven MÜLLER	2002	TV Wolfwil	4.00 12.500	4.00 0.00 12.650	4.00 12.650	4.00 4.00 11.600	3.00 11.350	3.00 11.900	22.00 72.650
	Nick OPPLIGER	2002	KV Solothurn	4.00 11.800	3.00 0.00 11.900	4.00 12.550	4.00 4.00 11.100	3.50 12.500	3.50 11.850	22.00 71.700
	Luc WALDNER	2002	TV Langendorf	4.00 11.000	3.50 0.45 12.200	3.50 12.150	4.00 4.00 9.700	3.50 12.200	3.00 11.800	21.95 69.050



CSJ GAM

Salle Bicubic, Romont FR

2 et 3 juin 2012



Résultats Programme 1 - Équipe

Rang	Nom	Année.	Société							Total
11	TG			24.500 ⁹	24.500 ¹¹	23.950 ¹²	22.700 ⁸	25.150 ⁴	23.400 ¹³	144.200
	Andri STACHER	2003	KGR Frauenfeld	4.00 12.600	4.00 0.30 12.000	4.00 12.150	4.00 4.00 11.300	3.50 12.450	3.50 11.600	23.30 72.100
	Justin SAMER	2002	KGR Frauenfeld	4.00 11.800	4.00 0.15 12.450	3.50 11.450	4.00 4.00 11.400	3.50 11.650	3.00 11.800	22.15 70.550
	Joël RISCHERT	2002	KGR Frauenfeld	4.00 11.900	3.00 0.00 12.050	3.50 11.800	3.00 3.00 10.100	3.50 12.700	3.00 10.950	20.00 69.500
12	GR			23.900 ¹³	23.400 ¹³	24.700 ⁹	20.900 ¹³	24.500 ¹⁰	25.500 ⁵	142.900
	Janic MEIER	2003	TZ Graubünden	4.00 11.900	3.50 0.00 11.550	4.00 12.850	4.00 4.00 10.700	3.50 12.700	4.00 13.200	23.00 72.900
	Maurin KLESSE	2003	TZ Graubünden	3.00 12.000	4.00 0.00 11.600	4.00 11.850	3.00 3.00 10.200	3.00 11.800	3.50 12.050	20.50 69.500
	Timo SEGRADA	2003	TZ Graubünden/TV Mels	3.00 11.600	3.00 0.00 11.800	3.50 11.450	3.00 3.00 10.000	3.00 10.800	3.00 12.300	18.50 67.950
13	SH			24.300 ¹¹	23.800 ¹²	22.350 ¹³	21.400 ¹²	23.700 ¹³	23.950 ¹¹	139.500
	Mostafa SHAMARI	2002	Kunstturner Schaffhausen	4.00 11.900	3.00 0.25 12.300	4.00 11.850	4.00 4.00 10.300	3.50 12.350	3.00 12.350	21.75 71.050
	Loris SCHÜPBACH	2002	Kunstturner Schaffhausen	3.50 12.200	3.00 0.00 11.500	3.50 10.450	3.50 3.50 11.100	2.50 10.600	3.00 11.600	19.00 67.450
	Noa TRANQUILLI	2002	Kunstturner Schaffhausen	4.00 12.100	2.50 0.00 10.200	3.50 10.500	4.00 4.00 10.000	2.50 11.350	3.00 11.400	19.50 65.500



CSJ GAM

Salle Bicubic, Romont FR
2 et 3 juin 2012



Résultats Programme 2 - individuel

Rang	Nom	Année.	Société	■	⚔	⚙	⚒	⚖	⚗	Total
1	Mattia PIFFARETTI	2002	SFG Chiasso	4.80 14.000 1	3.50 1.90 14.750 1	4.50 13.950 1	4.50 4.00 12.950 1	4.00 13.700 2	4.00 13.150 2	26.95 82.500
2	Luca BOTTARELI	2002	SFG Lugano	4.50 13.500 5	3.50 2.10 13.900 2	3.50 12.500 5	4.00 4.00 12.600 3	4.00 13.350 3	3.50 12.650 10	25.10 78.500
3	Ian RAUBAL	2001	TV Opfikon-Glattbrugg	4.80 14.000 1	4.00 0.60 12.950 4	3.50 12.600 3	4.50 4.50 12.300 7	4.50 13.750 1	4.30 12.850 6	26.20 78.450
4	Davide BIERI	2001	TV Opfikon-Glattbrugg	4.80 14.000 1	3.50 1.10 13.500 3	3.00 12.400 7	4.50 4.50 12.400 5	4.00 13.200 6	4.00 12.750 8	24.90 78.250
5	Colin BOSSHARD	2001	SFG Lugano	4.80 13.900 4	3.50 0.70 12.900 5	3.50 12.350 8	4.00 4.50 12.450 4	3.50 13.000 7	4.00 13.150 2	24.25 77.750
6	Said BAHRI	2001	STV Dietikon	4.50 13.200 10	3.50 0.00 12.150 12	3.50 12.550 4	4.50 3.00 12.050 9	4.00 13.000 7	4.00 11.750 26	23.25 74.700
7	Lamine DELORME	2001	EGA Genève	4.00 12.700 18	3.00 0.75 12.700 6	3.00 11.750 19	4.00 4.00 12.700 2	3.50 12.150 25	4.00 12.500 11	22.25 74.500
8	Yannic BAUMANN	2001	TV Pratteln AS	4.80 13.400 6	3.00 0.00 11.700 29	3.50 12.200 11	4.00 4.50 11.850 13	3.50 12.050 29	4.50 13.100 4	23.55 74.300
9	Antoine AMEZ-DROZ	2001	Gym Serrières	4.80 13.400 6	3.00 0.00 11.850 25	3.00 12.100 13	4.00 4.00 12.400 5	3.50 11.850 32	4.00 12.700 9	22.30 74.300
10	Steven HUTTER	2001	KTV Oberriet	4.50 13.100 11	3.00 0.20 12.400 7	3.50 12.750 2	4.50 4.50 10.800 32	3.50 12.200 23	4.30 12.950 5	23.50 74.200
11	Dominic SCHÄUBLIN	2001	TV Ziefen	4.80 13.300 8	3.00 0.00 12.050 15	3.00 11.950 15	4.00 4.50 12.150 8	4.00 12.100 28	4.00 12.450 12	23.05 74.000
12	Niels FLUDER	2001	STV Wil	4.50 13.000 13	3.00 0.00 12.050 15	3.00 11.700 21	4.50 4.50 11.900 11	3.50 12.550 13	4.00 12.350 16	22.50 73.550
13	Joel SKROTZKI	2001	TV Selzach	4.80 13.100 11	3.00 0.00 11.800 27	3.50 11.700 21	4.00 4.00 11.900 11	4.00 12.700 11	3.50 12.150 18	22.80 73.350
14	Jasha HALBENLEIB	2001	KV Solothurn	4.50 12.700 18	3.50 0.55 11.900 23	3.00 11.600 23	4.50 3.50 10.600 35	4.00 12.800 10	4.30 13.400 1	23.85 73.000
15	Florian HOXHA	2001	Kutu Freienstein	4.50 13.300 8	3.50 0.00 11.650 30	3.00 12.150 12	4.50 4.00 11.450 19	3.50 12.300 19	3.80 12.150 18	22.55 73.000
16	Severin MICHEL	2001	KGR Frauenfeld	4.50 12.900 15	3.00 0.00 12.150 12	3.00 12.000 14	4.00 4.00 11.800 14	3.50 12.400 16	3.50 11.650 28	21.50 72.900
17	Lukas SIGG	2001	TV Henggart	4.00 12.200 22	3.50 0.10 12.400 7	3.50 12.450 6	4.00 3.00 11.100 24	4.00 13.300 4	3.50 11.150 40	22.10 72.600
18	Nino KOCH	2001	STV Ballwil	4.50 12.900 15	3.00 0.00 11.950 20	3.00 11.850 17	4.50 4.50 11.400 21	3.50 12.200 23	3.50 12.100 21	22.00 72.400
19	Lars GRÄMIGER	2001	STV Wil	4.50 13.000 13	3.00 0.00 11.650 30	3.00 11.100 32	4.50 4.00 11.950 10	3.50 12.550 13	3.50 11.900 23	21.75 72.150
20	Yannic BAUMGARTNER	2001	BTV Bern	4.00 12.100 24	4.00 0.80 12.250 9	3.00 11.800 18	4.00 4.00 10.900 29	3.50 12.250 21	3.50 12.400 14	22.80 71.700
21	Michel BIENZ	2001	TV Hellikon	4.00 12.300 21	3.00 0.00 11.900 23	3.50 11.550 26	4.00 4.50 11.450 19	3.50 12.150 25	4.50 12.150 18	22.75 71.500
22	Olin MEIER	2001	STV Wil	4.00 12.900 15	3.00 0.00 12.000 18	3.00 10.500 37	4.50 4.50 11.500 17	3.50 12.450 15	3.50 12.050 22	21.50 71.400
23	Noah BITTERLI	2001	TV Oberbuchsitten	4.00 12.000 26	3.50 0.00 11.350 34	3.50 12.250 9	4.50 3.50 11.200 23	4.00 12.650 12	4.50 11.650 28	23.50 71.100
24	Louis SCHNYDER	2001	BTV Luzern	4.50 11.800 31	3.00 0.00 12.000 18	3.00 11.550 26	4.00 3.50 11.650 16	3.50 11.950 31	3.00 11.800 24	20.75 70.750
25	Tim PROBST	2001	Kutu Freienstein	3.50 11.700 33	3.50 0.00 11.400 33	3.00 11.600 23	3.50 3.00 10.850 30	4.00 13.300 4	3.50 11.750 26	20.75 70.600
26	Andri BUCHLI	2001	BTV Bern	3.50 11.300 36	3.50 0.00 11.050 38	3.50 11.950 15	3.50 4.00 10.850 30	4.00 12.850 9	3.50 12.400 14	21.75 70.400
27	Nick SPICHIGER	2001	BTV Luzern	4.50 12.700 18	3.00 0.00 12.200 10	3.00 11.750 19	4.50 3.00 8.450 42	3.50 12.400 16	4.00 12.850 6	21.75 70.350
28	Kristian KORMAN	2001	STV Wil	4.00 11.400 35	3.00 0.00 11.750 28	3.00 11.600 23	4.50 3.50 11.500 17	3.50 12.350 18	3.50 11.550 30	21.00 70.150
29	Yves KAPPELER	2001	TV Rickenbach	3.50 11.900 28	3.50 0.00 11.350 34	3.50 12.250 9	3.50 3.50 10.800 32	3.50 10.850 38	3.80 12.450 12	21.30 69.600



CSJ GAM

Salle Bicubic, Romont FR
2 et 3 juin 2012



Résultats Programme 2 - individuel

Rang	Nom	Année.	Société							Total
30	Andrin BOSSHARD	2001	TV Rebstein	4.50 11.900 28	3.00 12.050 15	3.50 11.500 29	4.00 10.750 34	3.00 11.400 34	3.00 11.350 34	21.25 68.950
31	Melvin TOBLER	2001	STV Wil	4.00 11.700 33	3.50 10.950 39	3.00 11.300 31	4.00 10.400 36	3.50 12.250 21	4.00 12.200 17	21.50 68.800
32	Yannick RODA	2001	Rolle	4.00 12.000 26	3.00 10.950 39	3.00 10.450 38	4.50 11.700 15	3.50 12.000 30	3.00 11.250 37	20.50 68.350
33	Josias HEUBI	2001	Gym Peseux	4.00 12.100 24	3.00 10.500 42	3.00 11.550 26	4.00 11.400 21	3.50 11.350 36	3.00 11.250 37	20.50 68.150
34	Julian REGLI	2001	TV Lenzburg	3.50 11.900 28	3.50 11.950 20	3.00 11.000 33	4.00 10.950 27	3.00 10.800 39	3.00 11.050 41	19.75 67.650
35	Marc BERTSCHI	2001	TV Lenzburg	3.00 11.300 36	3.00 11.500 32	3.00 10.900 34	4.00 10.150 37	3.50 12.150 25	3.00 11.350 34	19.25 67.350
36	Noël ZURBUCHEN	2001	KGR Frauenfeld	4.00 11.800 31	3.00 11.300 37	3.00 10.750 35	4.00 10.950 27	2.50 10.700 40	3.80 11.550 30	20.05 67.050
37	Luca THOMANN	2001	STV Sulz	4.80 12.200 22	3.50 12.200 10	3.00 10.100 40	3.50 9.400 40	3.00 11.000 37	3.50 11.800 24	21.30 66.700
38	Gian-Reto STACHER	2001	KGR Frauenfeld	3.00 10.600 40	3.00 11.350 34	3.00 9.950 41	3.50 10.050 38	3.50 12.300 19	3.00 11.250 37	18.75 65.500
39	Corentin JOOS	2001	Gym Serrières	3.50 11.000 39	3.00 10.250 43	3.00 10.650 36	4.00 11.050 25	3.00 10.450 42	4.00 11.400 33	20.25 64.800
40	Severin WYSS	2001	TV Neftenbach	3.50 9.800 41	3.00 12.100 14	3.50 11.450 30	4.00 9.800 39	2.50 10.050 43	3.00 10.800 42	19.00 64.000
41	Lukas ROOS	2001	STV Rain	4.00 11.300 36	3.00 10.750 41	3.00 10.450 38	3.50 11.050 25	3.50 10.600 41	3.00 9.700 43	19.75 63.850
42	Nick MÖCKLI	2001	TV Neftenbach	2.50 9.700 42	3.00 11.950 20	3.00 9.850 42	3.50 8.950 41	3.50 11.800 33	3.50 11.450 32	18.75 63.700
43	Jonas REBSAMEN	2001	TV Hegi	3.00 7.400 43	3.00 11.850 25	3.00 9.850 42	4.00 7.900 43	2.50 11.400 34	3.00 11.350 34	18.00 59.750



CSJ GAM

Salle Bicubic, Romont FR
2 et 3 juin 2012



Résultats Programme 2 - Équipe

Rang	Nom	Année.	Société							Total
1	TI			27.900 2	28.650 1	26.450 1	25.550 1	27.050 1	26.300 1	161.900
	Mattia PIFFARETTI	2002	SFG Chiasso	4.80 14.000	3.50 1.90 14.750	4.50 13.950	4.50 4.00 12.950	4.00 13.700	4.00 13.150	26.95 82.500
	Luca BOTTARELI	2002	SFG Lugano	4.50 13.500	3.50 2.10 13.900	3.50 12.500	4.00 4.00 12.600	4.00 13.350	3.50 12.650	25.10 78.500
	Colin BOSSHARD	2001	SFG Lugano	4.80 13.900	3.50 0.70 12.900	3.50 12.350	4.00 4.50 12.450	3.50 13.000	4.00 13.150	24.25 77.750
2	ZH			28.000 1	26.450 2	25.150 2	24.700 2	26.950 2	25.600 2	156.850
	Ian RAUBAL	2001	TV Opfikon-Glattbrugg	4.80 14.000	4.00 0.60 12.950	3.50 12.600	4.50 4.50 12.300	4.50 13.750	4.30 12.850	26.20 78.450
	Davide BIERI	2001	TV Opfikon-Glattbrugg	4.80 14.000	3.50 1.10 13.500	3.00 12.400	4.50 4.50 12.400	4.00 13.200	4.00 12.750	24.90 78.250
	Said BAHRI	2001	STV Dietikon	4.50 13.200	3.50 0.00 12.150	3.50 12.550	4.50 3.00 12.050	4.00 13.000	4.00 11.750	23.25 74.700
3	SG			26.100 4	24.450 3	24.450 3	23.850 4	25.100 4	25.300 5	149.250
	Steven HUTTER	2001	KTV Oberriet	4.50 13.100	3.00 0.20 12.400	3.50 12.750	4.50 4.50 10.800	3.50 12.200	4.30 12.950	23.50 74.200
	Niels FLUDER	2001	STV Wil	4.50 13.000	3.00 0.00 12.050	3.00 11.700	4.50 4.50 11.900	3.50 12.550	4.00 12.350	22.50 73.550
	Lars GRÄMIGER	2001	STV Wil	4.50 13.000	3.00 0.00 11.650	3.00 11.100	4.50 4.00 11.950	3.50 12.550	3.50 11.900	21.75 72.150
4	BL/BS			26.700 3	23.950 6	24.150 4	24.000 3	24.250 7	25.550 3	148.600
	Yannic BAUMANN	2001	TV Pratteln AS	4.80 13.400	3.00 0.00 11.700	3.50 12.200	4.00 4.50 11.850	3.50 12.050	4.50 13.100	23.55 74.300
	Dominic SCHÄUBLIN	2001	TV Ziefen	4.80 13.300	3.00 0.00 12.050	3.00 11.950	4.00 4.50 12.150	4.00 12.100	4.00 12.450	23.05 74.000
	Michel BIENZ	2001	TV Hellikon	4.00 12.300	3.00 0.00 11.900	3.50 11.550	4.00 4.50 11.450	3.50 12.150	4.50 12.150	22.75 71.500
5	SO			25.800 5	23.700 7	23.950 5	23.100 6	25.500 3	25.550 3	147.600
	Joel SKROTZKI	2001	TV Selzach	4.80 13.100	3.00 0.00 11.800	3.50 11.700	4.00 4.00 11.900	4.00 12.700	3.50 12.150	22.80 73.350
	Jasha HALBENLEIB	2001	KV Solothurn	4.50 12.700	3.50 0.55 11.900	3.00 11.600	4.50 3.50 10.600	4.00 12.800	4.30 13.400	23.85 73.000
	Noah BITTERLI	2001	TV Oberbuchsitten	4.00 12.000	3.50 0.00 11.350	3.50 12.250	4.50 3.50 11.200	4.00 12.650	4.50 11.650	23.50 71.100



CSJ GAM

Salle Bicubic, Romont FR
2 et 3 juin 2012



Résultats Programme 2 - Équipe

Rang	Nom	Année.	Société							Total
6	LU/OW/NW			25.600 6	24.200 4	23.600 7	23.050 7	24.600 6	24.950 6	146.000
	Nino KOCH	2001	STV Ballwil	4.50 12.900	3.00 0.00 11.950	3.00 11.850	4.50 4.50 11.400	3.50 12.200	3.50 12.100	22.00 72.400
	Louis SCHNYDER	2001	BTV Luzern	4.50 11.800	3.00 0.00 12.000	3.00 11.550	4.00 3.50 11.650	3.50 11.950	3.00 11.800	20.75 70.750
	Nick SPICHIGER	2001	BTV Luzern	4.50 12.700	3.00 0.00 12.200	3.00 11.750	4.50 3.00 8.450	3.50 12.400	4.00 12.850	21.75 70.350
7	NE			25.500 7	22.350 9	23.650 6	23.800 5	23.200 8	24.100 7	142.600
	Antoine AMEZ-DROZ	2001	Gym Serrières	4.80 13.400	3.00 0.00 11.850	3.00 12.100	4.00 4.00 12.400	3.50 11.850	4.00 12.700	22.30 74.300
	Josias HEUBI	2001	Gym Peseux	4.00 12.100	3.00 0.00 10.500	3.00 11.550	4.00 4.00 11.400	3.50 11.350	3.00 11.250	20.50 68.150
	Corentin JOOS	2001	Gym Serrières	3.50 11.000	3.00 0.00 10.250	3.00 10.650	4.00 3.50 11.050	3.00 10.450	4.00 11.400	20.25 64.800
8	TG			24.700 8	23.500 8	22.750 8	22.750 8	24.700 5	23.200 8	141.600
	Severin MICHEL	2001	KGR Frauenfeld	4.50 12.900	3.00 0.00 12.150	3.00 12.000	4.00 4.00 11.800	3.50 12.400	3.50 11.650	21.50 72.900
	Noël ZURBUCHEN	2001	KGR Frauenfeld	4.00 11.800	3.00 0.00 11.300	3.00 10.750	4.00 3.50 10.950	2.50 10.700	3.80 11.550	20.05 67.050
	Gian-Reto STACHER	2001	KGR Frauenfeld	3.00 10.600	3.00 0.00 11.350	3.00 9.950	3.50 3.00 10.050	3.50 12.300	3.00 11.250	18.75 65.500
9	AG			24.100 9	24.150 5	21.900 9	21.100 9	23.150 9	23.150 9	137.550
	Julian REGLI	2001	TV Lenzburg	3.50 11.900	3.50 0.00 11.950	3.00 11.000	4.00 3.50 10.950	3.00 10.800	3.00 11.050	19.75 67.650
	Marc BERTSCHI	2001	TV Lenzburg	3.00 11.300	3.00 0.00 11.500	3.00 10.900	4.00 3.50 10.150	3.50 12.150	3.00 11.350	19.25 67.350
	Luca THOMANN	2001	STV Sulz	4.80 12.200	3.50 0.00 12.200	3.00 10.400	3.50 3.50 9.400	3.00 11.000	3.50 11.800	21.30 66.700



CSJ GAM

Salle Bicubic, Romont FR
2 et 3 juin 2012



Résultats Programme 3 - individuel

Rang	Nom	Année.	Société	■	■	■	■	■	■	Total							
1	Samuel WÄLLISCH	2000	STV Kleindöttingen	4.50	12.900	4.30	13.100	3.40	11.700	4.00	12.100	4.00	13.150	2.45	13.700	25.30	76.650
2	Tim RANDEGGER	2000	TV Wädenswil	4.50	13.100	3.30	13.000	5.40	12.500	1.50	11.650	15.40	12.650	7.40	12.800	5.25	75.700
3	Pirmin WERNER	2000	Kunstturner Schaffhausen	4.00	12.100	13.30	12.950	6.35	11.100	12.40	12.350	3.35	12.250	12.50	13.650	3.24	74.400
4	Benaja MUNSCH	2000	TV Seltisberg	4.50	12.400	7.30	13.350	2.35	10.350	21.35	11.950	10.40	12.700	6.40	12.800	5.24	73.550
5	Remo KÄSS	2000	TV Rickenbach	5.00	13.800	1.25	8.450	34.40	11.850	4.40	11.800	12.50	13.400	1.50	13.850	1.25	73.150
6	Erich ARTSRUNI	2000	BTV Bern	4.00	12.300	9.35	11.250	17.40	12.150	2.38	12.100	8.40	12.950	3.30	12.000	12.22	72.750
7	Davide MAZZOLA	1999	Gym Serrières	3.50	11.300	22.53	13.400	1.40	11.900	3.35	11.300	20.45	12.100	15.40	12.600	8.24	72.600
8	Andrin FREY	2000	TV Steffisburg	5.00	12.300	9.30	10.500	21.40	11.550	7.40	12.200	4.40	12.800	5.40	12.800	5.24	72.150
9	Dario TRAMAGLINO	2000	SFG Chiasso	4.00	12.300	9.30	9.050	32.35	11.650	6.38	12.750	1.40	12.500	9.45	13.600	4.23	71.850
10	Théo EZAHR	2000	EGA Genève	4.00	12.400	7.40	12.350	10.35	11.450	8.40	11.200	22.40	12.850	4.30	11.600	18.22	71.850
11	Philibert HUTTER	1999	FSG Lancy	3.50	11.300	22.45	12.500	9.35	11.150	11.35	12.200	4.35	12.350	11.30	11.850	13.21	71.350
12	Joey PERDRIZAT	2000	Gym Serrières	5.00	13.200	2.35	10.850	20.30	10.500	18.40	12.550	2.40	12.450	10.30	11.750	14.22	71.300
13	Franck GEISER	1999	Gym Serrières	4.50	12.000	14.38	12.250	12.35	10.400	19.35	11.950	10.35	12.250	12.30	11.700	16.22	70.550
14	Nicolò CAVALLERO	2000	SFG Bellinzona	4.00	12.700	5.38	10.500	21.30	11.000	13.40	11.800	12.35	11.850	18.35	12.400	10.21	70.250
15	Robin WEGMÜLLER	2000	TV Bettwiesen	3.00	11.300	22.43	13.100	3.30	9.950	23.38	12.200	4.30	11.800	19.30	11.600	18.20	69.950
16	Till HABISREUTINGER	2000	KGR Frauenfeld	4.00	11.800	15.40	11.150	18.35	11.350	10.40	10.700	29.35	12.600	8.35	11.750	14.22	69.350
17	Luca SCHEIWILER	2000	TZ Rheintal	4.50	12.300	9.40	11.350	16.30	10.750	16.35	10.950	25.30	11.750	20.35	12.100	11.21	69.200
18	Dominik WERDER	2000	TV Rebstein	3.50	11.200	25.45	12.600	8.35	10.800	15.35	10.900	26.30	10.800	30.40	12.450	9.22	68.750
19	François GOMEZ	2000	EGA Genève	3.00	11.000	27.43	12.000	13.30	10.400	19.43	12.150	7.30	11.550	22.25	11.300	25.19	68.400
20	Jonas BINDER	2000	TV Lenzburg	3.00	10.700	29.48	12.950	6.30	9.200	30.35	11.050	23.30	11.150	27.25	11.150	26.19	66.200
21	Philippe ZEHNDER	2000	TV Niederhasli	4.00	12.600	6.30	9.150	31.35	11.400	9.35	11.000	24.30	11.450	24.30	10.100	30.20	65.700
22	Manuel STEIGER	2000	STV Kriessern	4.50	11.400	18.40	11.800	14.35	9.650	27.35	9.950	33.30	11.050	28.30	11.500	22.21	65.350
23	Matteo DI MARCO	2000	Gym Serrières	3.00	11.400	18.25	8.750	33.30	10.700	17.35	11.500	17.35	11.950	16.25	10.700	27.18	65.000
24	Ivo VÖGELE	2000	STV Kleindöttingen	4.00	11.400	18.40	11.750	15.35	8.750	34.35	10.550	31.30	10.700	32.30	11.600	18.20	64.750
25	Jonas DÜNNENBERGER	2000	KGR Frauenfeld	3.50	11.600	16.35	9.300	29.30	9.850	25.40	10.800	27.30	11.200	26.30	11.600	18.20	64.350
26	Sascha NAUER	2000	STV Dottikon	4.00	11.500	17.35	9.600	27.25	9.900	24.40	11.300	20.30	11.750	20.25	10.150	29.19	64.200
27	Alexandre TRELEANI	2000	Gym Mandement Genève	3.50	11.000	27.40	11.050	19.30	9.750	26.40	11.500	17.35	10.900	29.25	9.600	35.20	63.800
28	Joe MATHIS	2000	TV Stäfa	2.50	9.500	33.30	10.250	23.30	8.950	33.35	11.800	12.30	11.500	23.40	11.450	23.19	63.450
29	Dominic TAMSEL	2000	TV Wädenswil	3.50	10.300	31.35	10.250	23.35	10.000	22.35	10.600	30.35	10.800	30.40	11.450	23.21	63.400



CSJ GAM
Salle Bicubic, Romont FR
2 et 3 juin 2012



Résultats Programme 3 - individuel

Rang	Nom	Année.	Société							Total
30	Alessio INSOLIA	2000	KGR Frauenfeld	3.50 11.200 25	3.50 0.00 8.400 35	3.00 9.100 32	3.50 3.50 11.600 16	3.50 12.150 14	2.50 10.000 32	19.50 62.450
31	Nick MÜHLETHALER	2000	TV Ebikon	3.00 10.500 30	2.00 0.00 9.250 30	3.00 9.450 28	3.50 3.00 10.550 31	3.00 9.900 33	3.50 11.650 17	17.75 61.300
32	Eric SCHUMACHER	2000	TV Rickenbach	3.50 11.400 18	3.00 0.00 10.000 26	2.00 9.150 31	4.00 3.50 11.350 19	2.00 9.200 35	3.00 10.000 32	17.25 61.100
33	Derin GEZ	2000	TV Neftenbach	3.00 9.800 32	3.00 0.00 10.150 25	2.00 9.250 29	3.00 3.50 9.850 34	3.50 11.350 25	3.50 10.300 28	18.25 60.700
34	Vincent MOREL	1999	GASF	2.50 8.100 34	2.50 0.00 9.450 28	2.00 8.500 35	3.50 3.50 10.800 27	2.50 9.650 34	3.00 9.650 34	16.00 56.150
35	Luca PANIGADA	1999	SFG Giubiasco		4.30 0.00 12.350 10	3.50 11.000 13	0.00 0.00 0.000 35	3.00 11.900 17	2.50 10.050 31	13.30 45.300



CSJ GAM

Salle Bicubic, Romont FR
2 et 3 juin 2012



Résultats Programme 3 - Équipe

Rang	Nom	Année.	Société							Total
1	ZH			26.900 1	22.150 7	24.350 1	23.450 4	26.050 1	26.650 1	149.550
	Tim RANDEGGER	2000	TV Wädenswil	4.50 13.100	4.30 0.55 13.000	4.00 12.500	5.00 3.50 11.650	4.00 12.650	4.00 12.800	25.60 75.700
	Remo KÄSS	2000	TV Rickenbach	5.00 13.800	2.50 0.00 8.450	4.00 11.850	4.00 4.00 11.800	5.00 13.400	5.00 13.850	25.50 73.150
	Philippe ZEHNDER	2000	TV Niederhasli	4.00 12.600	3.00 0.00 9.150	3.50 11.400	3.50 3.50 11.000	3.00 11.450	3.00 10.100	20.00 65.700
2	NE			25.200 2	25.650 2	22.400 4	24.500 2	24.700 3	24.350 5	146.800
	Davide MAZZOLA	1999	Gym Serrières	3.50 11.300	5.30 0.00 13.400	4.00 11.900	3.50 3.50 11.300	4.50 12.100	4.00 12.600	24.80 72.600
	Joey PERDRIZAT	2000	Gym Serrières	5.00 13.200	3.50 0.00 10.850	3.00 10.500	4.00 4.30 12.550	4.00 12.450	3.00 11.750	22.65 71.300
	Franck GEISER	1999	Gym Serrières	4.50 12.000	3.80 0.00 12.250	3.50 10.400	3.50 4.00 11.950	3.50 12.250	3.00 11.700	22.05 70.550
3	TI			25.000 3	22.850 6	22.650 2	24.550 1	24.400 4	26.000 2	145.450
	Dario TRAMAGLINO	2000	SFG Chiasso	4.00 12.300	3.00 0.00 9.050	3.50 11.650	3.80 4.30 12.750	4.00 12.500	4.50 13.600	23.05 71.850
	Nicolò CAVALLERO	2000	SFG Bellinzona	4.00 12.700	3.80 0.00 10.500	3.00 11.000	4.00 4.00 11.800	3.50 11.850	3.50 12.400	21.80 70.250
	Luca PANIGADA	1999	SFG Giubiasco	4.30 0.00 12.350	4.30 0.00 12.350	3.50 11.000	0.00 0.00 0.000	3.00 11.900	2.50 10.050	13.30 45.300
4	GE			23.700 5	24.850 3	22.600 3	24.350 3	25.200 2	23.450 6	144.150
	Théo EZAHR	2000	EGA Genève	4.00 12.400	4.00 0.00 12.350	3.50 11.450	4.00 3.00 11.200	4.00 12.850	3.00 11.600	22.00 71.850
	Philibert HUTTER	1999	FSG Lancy	3.50 11.300	4.50 0.00 12.500	3.50 11.150	3.50 3.50 12.200	3.50 12.350	3.00 11.850	21.50 71.350
	François GOMEZ	2000	EGA Genève	3.00 11.000	4.30 0.00 12.000	3.00 10.400	4.30 4.00 12.150	3.00 11.550	2.50 11.300	19.95 68.400
5	AG			24.300 4	26.050 1	20.900 7	23.150 5	24.300 6	25.300 3	144.000
	Samuel WÄLLISCH	2000	STV Kleindöttingen	4.50 12.900	4.30 0.00 13.100	4.00 11.700	4.00 4.00 12.100	4.00 13.150	4.50 13.700	25.30 76.650
	Jonas BINDER	2000	TV Lenzburg	3.00 10.700	4.80 0.00 12.950	3.00 9.200	3.50 3.00 11.050	3.00 11.150	2.50 11.150	19.55 66.200
	Ivo VÖGELE	2000	STV Kleindöttingen	4.00 11.400	4.00 0.00 11.750	3.50 8.750	3.50 3.00 10.550	3.00 10.700	3.00 11.600	20.75 64.750



CSJ GAM

Salle Bicubic, Romont FR
2 et 3 juin 2012



Résultats Programme 3 - Équipe

Rang	Nom	Année.	Société							Total
6	TG			23.400 ⁷	24.250 ⁵	21.300 ⁶	23.000 ⁶	24.400 ⁴	23.350 ⁷	139.700
	Robin WEGMÜLLER	2000	TV Bettwiesen	3.00 44.300	4.30 0.00 13.100	3.00 9.950	4.00 3.80 12.200	3.00 11.800	3.00 44.600	20.20 69.950
	Till HABISREUTINGER	2000	KGR Frauenfeld	4.00 11.800	4.00 0.00 11.150	3.50 11.350	4.00 4.00 10.700	3.50 12.600	3.50 11.750	22.50 69.350
	Jonas DÜNNENBERGER	2000	KGR Frauenfeld	3.50 11.600	3.50 0.00 9.300	3.00 9.850	4.00 4.00 10.800	3.00 44.200	3.00 11.600	20.00 64.350
7	SG			23.700 ⁵	24.400 ⁴	21.550 ⁵	21.850 ⁷	22.800 ⁷	24.550 ⁴	138.850
	Luca SCHEIWILER	2000	TZ Rheintal	4.50 12.300	4.00 0.00 44.350	3.00 10.750	3.50 3.00 10.950	3.00 11.750	3.50 12.100	21.25 69.200
	Dominik WERDER	2000	TV Rebstein	3.50 44.200	4.50 0.10 12.600	3.50 10.800	3.50 3.50 10.900	3.00 40.800	4.00 12.450	22.10 68.750
	Manuel STEIGER	2000	STV Kriessern	4.50 11.400	4.00 0.00 11.800	3.50 9.650	3.50 3.00 9.950	3.00 11.050	3.00 44.500	21.25 65.350



CSJ GAM

Salle Bicubic, Romont FR
2 et 3 juin 2012



Résultats Programme 4 - individuel

Rang	Nom	Année.	Société	■	⚙	⚙	⚙	⚙	⚙	⚙	Total
1	Samir SERHANI	1999	TV Hegi	4.50 13.400 2	5.00 1.80 14.150 3	5.00 12.700 6	4.00 4.50 11.150 6	4.50 13.850 1	4.50 13.150 2	29.55	78.400
2	Nico NEESER	1999	STV Schlossrued	4.50 13.200 3	5.30 1.35 15.300 1	4.50 13.000 2	3.00 3.50 11.350 4	4.00 12.650 3	4.00 12.650 5	26.90	78.150
3	Silas KIPFER	1999	TV Ziefen	5.00 13.500 1	4.00 0.00 12.500 4	4.00 12.850 3	4.00 4.50 12.750 1	4.50 12.350 5	4.00 13.100 3	25.75	77.050
4	Kristijan GOJKOVIC	1999	TV Lenzburg	4.00 12.700 7	4.50 1.80 14.750 2	4.50 12.200 13	3.50 4.00 11.550 2	3.50 12.600 4	3.50 11.600 11	25.55	75.400
5	Martino MOROSI	1999	US Ascona	4.50 13.200 3	4.00 0.00 11.100 7	4.00 11.950 15	4.00 3.50 11.550 2	4.30 13.450 2	4.50 13.400 1	25.05	74.650
6	Joel MORET	1999	TV Herzogenbuchsee	4.00 12.800 6	2.50 0.00 10.450 13	4.00 11.950 15	3.00 4.50 10.550 9	3.50 12.100 8	4.00 12.550 6	21.75	70.400
7	Rèmo D'ALESSIO	1999	US Ascona	4.00 12.700 7	3.50 0.00 11.050 8	4.00 12.650 9	3.00 3.00 10.600 8	2.50 11.600 13	3.00 11.450 13	20.00	70.050
8	Sirius KOUSADIANOS	1999	TV Länggasse	3.50 11.300 19	3.00 0.00 11.500 5	4.00 12.650 9	3.00 1.00 10.000 14	3.50 12.150 7	3.50 11.800 9	19.50	69.400
9	Fabien HERZOG	1999	BTV Luzern	4.50 12.600 10	3.00 0.00 9.500 17	3.50 12.100 14	3.50 3.00 10.250 11	3.50 12.050 9	4.00 12.550 6	21.75	69.050
10	Marc ENGELI	1999	TV Märwil	4.50 13.200 3	3.50 0.00 7.650 22	4.00 12.700 6	3.50 4.00 11.250 5	4.00 12.250 6	3.00 11.800 9	22.75	68.850
11	Benjamin SPINLER	1999	TV Füllinsdorf	3.50 11.800 13	3.00 0.00 10.250 15	4.00 12.700 6	3.50 1.00 10.050 12	3.00 10.800 19	4.00 12.750 4	19.75	68.350
12	Samuel JÄRMANN	1999	TSV Rohrdorf	4.00 12.700 7	3.00 0.00 11.000 9	3.50 11.700 18	3.00 3.00 10.500 10	2.50 11.550 14	2.50 10.750 18	18.50	68.200
13	Jonas SCHMIDIGER	1998	STV Rain	4.00 12.300 11	3.00 0.00 9.850 16	4.00 12.850 3	3.00 4.50 10.050 12	3.00 11.250 17	3.00 11.200 16	20.75	67.500
14	David BRUNNER	1998	TZ Graubünden	4.00 11.900 12	3.00 0.00 9.450 18	4.00 12.400 11	3.00 3.00 9.400 19	3.00 11.650 12	3.00 11.850 8	20.00	66.650
15	Aimo ROSSI	1999	SFG Chiasso	3.50 11.800 13	3.50 1.15 10.950 12	4.00 13.050 1	3.50 1.00 9.550 16	3.50 11.400 15	3.00 9.450 21	20.90	66.200
16	Benjamin SCHMITT	1999	TZ Graubünden/TV Mels	3.50 11.500 16	3.00 0.00 11.000 9	3.50 11.900 17	1.00 3.00 9.800 15	3.00 10.100 22	2.50 11.550 12	17.50	65.850
17	Marco STAUBITZER	1999	TV Inkwil	3.50 11.000 20	3.00 0.00 10.300 14	4.50 12.850 3	3.00 3.00 8.400 20	3.50 11.900 10	3.00 11.250 14	20.50	65.700
18	Brian RÜEDE	1998	STV Sulz	2.50 11.500 16	2.50 0.00 9.350 19	3.50 10.800 20	3.00 3.00 10.900 7	3.00 11.350 16	2.50 11.250 14	17.00	65.150
19	Elias HUSER	1999	TV Wolfwil	3.00 11.600 15	2.50 0.00 9.300 20	3.50 11.400 19	3.00 3.50 9.450 18	2.50 10.300 21	3.00 9.600 20	17.75	61.650
20	Patrick STAUBITZER	1999	TV Inkwil	2.50 9.900 21	2.50 0.00 7.700 21	4.00 12.300 12	3.00 1.00 9.500 17	2.50 10.900 18	3.00 9.750 19	16.50	60.050
21	Nils LANG	1999	STV Rain	3.00 11.400 18	3.50 0.00 11.000 9	3.00 10.450 21	3.00 0.00 5.125 21	2.50 10.800 19	4.00 11.100 17	17.50	59.875
22	Enzo HÜGI	1999	Tv Reinach		3.50 0.00 11.350 6	3.00 10.450 21	0.00 0.00 0.000 22	3.00 11.750 11	2.00 8.600 22	11.50	42.150



CSJ GAM

Salle Bicubic, Romont FR

2 et 3 juin 2012



Résultats Programme 4 - Équipe

Rang	Nom	Année.	Société							Total
1				25.900 1	30.050 1	25.200 3	22.900 1	25.250 1	24.250 3	153.550
	Nico NEESER	1999	STV Schlossrued	4.50 13.200	5.30 1.35 15.300	4.50 13.000	3.00 3.50 11.350	4.00 12.650	4.00 12.650	26.90 78.150
	Kristijan GOJKOVIC	1999	TV Lenzburg	4.00 42.700	4.50 1.80 14.750	4.50 12.200	3.50 4.00 11.550	3.50 12.600	3.50 11.600	25.55 75.400
	Samuel JÄRMANN	1999	TSV Rohrdorf	4.00 12.700	3.00 0.00 44.000	3.50 44.700	3.00 3.00 40.500	2.50 44.550	2.50 40.750	18.50 68.200
2				25.300 3	23.850 2	25.550 2	22.800 2	24.100 3	25.850 1	147.450
	Silas KIPFER	1999	TV Ziefen	5.00 13.500	4.00 0.00 12.500	4.00 12.850	4.00 4.50 12.750	4.50 12.350	4.00 13.100	25.75 77.050
	Benjamin SPINNLER	1999	TV Füllinsdorf	3.50 11.800	3.00 0.00 40.250	4.00 12.700	3.50 1.00 10.050	3.00 40.800	4.00 12.750	19.75 68.350
	Enzo HÜGI	1999	Tv Reinach		3.50 0.00 11.350	3.00 40.450	0.00 0.00 0.000	3.00 11.750	2.00 8.600	11.50 42.150
3				25.900 1	22.150 3	25.700 1	22.150 3	25.050 2	24.850 2	145.800
	Martino MOROSI	1999	US Ascona	4.50 13.200	4.00 0.00 11.100	4.00 44.950	4.00 3.50 11.550	4.30 13.450	4.50 13.400	25.05 74.650
	Rèmo D'ALESSIO	1999	US Ascona	4.00 12.700	3.50 0.00 11.050	4.00 12.650	3.00 3.00 10.600	2.50 11.600	3.00 11.450	20.00 70.050
	Aimo ROSSI	1999	SFG Chiasso	3.50 44.800	3.50 1.15 40.950	4.00 13.050	3.50 1.00 9.550	3.50 44.400	3.00 9.450	20.90 66.200
4				25.100 4	20.450 6	25.100 5	21.050 4	23.900 5	23.650 6	139.250
	Marc ENGELI	1999	TV Märwil	4.50 13.200	3.50 0.00 7.650	4.00 12.700	3.50 4.00 11.250	4.00 12.250	3.00 11.800	22.75 68.850
	David BRUNNER	1998	TZ Graubünden	4.00 11.900	3.00 0.00 9.450	4.00 12.400	3.00 3.00 9.400	3.00 11.650	3.00 11.850	20.00 66.650
	Benjamin SCHMITT	1999	TZ Graubünden/TV Mels	3.50 44.500	3.00 0.00 11.000	3.50 44.900	1.00 3.00 9.800	3.00 40.400	2.50 44.550	17.50 65.850
5				24.900 5	20.850 4	24.950 6	20.300 5	23.300 6	23.750 5	138.050
	Fabien HERZOG	1999	BTV Luzern	4.50 12.600	3.00 0.00 9.500	3.50 12.100	3.50 3.00 10.250	3.50 12.050	4.00 12.550	21.75 69.050
	Jonas SCHMIDIGER	1998	STV Rain	4.00 12.300	3.00 0.00 9.850	4.00 12.850	3.00 4.50 10.050	3.00 11.250	3.00 11.200	20.75 67.500
	Nils LANG	1999	STV Rain	3.00 44.400	3.50 0.00 11.000	3.00 40.450	3.00 0.00 5.425	2.50 40.800	4.00 44.400	17.50 59.875



CSJ GAM

Salle Bicubic, Romont FR
2 et 3 juin 2012



Résultats Programme 4 - Équipe

Rang	Nom	Année.	Société							Total
6	SO			23.800 ⁶	20.750 ⁵	25.150 ⁴	20.050 ⁶	24.000 ⁴	23.800 ⁴	137.550
	Joel MORET	1999	TV Herzogenbuchsee	4.00 12.800	2.50 0.00 10.450	4.00 11.950	3.00 4.50 10.550	3.50 12.100	4.00 12.550	21.75 70.400
	Marco STAUBITZER	1999	TV Inkwil	3.50 11.000	3.00 0.00 10.300	4.50 12.850	3.00 3.00 8.400	3.50 11.900	3.00 11.250	20.50 65.700
	Patrick STAUBITZER	1999	TV Inkwil	2.50 9.900	2.50 0.00 7.700	4.00 12.300	3.00 1.00 9.500	2.50 10.900	3.00 9.750	16.50 60.050



CSJ GAM

Salle Bicubic, Romont FR
2 et 3 juin 2012



Résultats Programme 5 - individuel

Rang	Nom	Année.	Société							Total
1	Jonas MUNSCH	1997	TV Seltisberg	7.20 15.800 1	3.50 11.800 6	6.50 15.300 1	4.60 13.550 7	7.30 15.550 1	7.00 16.150 1	36.10 88.150
2	Marc SCHUMACHER	1997	TV Rickenbach	5.60 14.250 6	5.00 13.050 2	6.90 14.600 3	4.60 13.600 6	4.00 12.600 11	3.60 12.450 6	29.70 80.550
3	Moreno KRATTER	1998	TV Rüti	7.00 15.150 2	5.00 11.900 5	5.70 13.650 10	3.80 12.500 17	6.20 13.550 3	6.00 12.750 3	33.70 79.500
4	Ramon FLORI	1997	STV Dottikon	5.90 14.250 6	4.80 12.050 4	6.20 14.600 3	3.80 12.900 14	5.00 12.800 10	5.30 12.550 4	31.00 79.150
5	Marco PFYL	1997	STV Pfäffikon-Freienbach	6.60 14.650 5	3.00 10.900 8	6.50 13.800 9	4.60 13.450 8	5.00 13.150 8	3.50 12.250 9	29.20 78.200
6	Rémy BAKIR	1996	EGA Genève	5.40 13.800 13	3.50 8.950 16	7.10 14.950 2	4.60 13.750 2	4.50 13.250 7	3.70 12.350 7	28.80 77.050
7	Ivan EBERHARD	1997	TV Bellach	5.20 11.900 18	4.50 12.250 3	5.70 14.000 5	4.60 13.750 2	5.10 12.000 15	4.30 12.550 4	29.40 76.450
8	Noe SEIFERT	1998	Satus ORO	6.20 14.250 6	3.60 11.050 7	3.50 11.700 15	4.00 13.050 13	5.20 13.550 3	2.50 10.850 20	25.00 74.450
9	Andreas GRIBI	1998	TSV Rohrdorf	5.60 13.950 11	3.40 10.000 9	3.90 11.850 14	3.80 11.850 21	5.00 13.800 2	3.00 11.800 12	24.70 73.250
10	Timo SCHNEIDER	1996	TV Lenzburg	4.30 12.300 17	3.40 9.750 11	3.10 11.950 13	4.00 12.900 14	4.40 13.000 9	2.90 11.400 14	22.10 71.300
11	Sandro BRÄNDLE	1997	TZ Fürstenland	5.70 14.050 9	2.20 9.700 13	2.20 10.400 24	4.60 13.200 10	2.90 12.000 15	2.30 11.150 15	19.90 70.500
12	Marco BAUMGARTNER	1997	STV Siebnen	3.60 11.700 20	2.90 8.800 18	1.90 10.950 19	5.90 14.450 1	4.50 13.400 6	3.30 10.550 22	22.10 69.850
13	Christoph SCHERRER	1996	STV Wil	5.50 14.000 10	3.50 9.950 10	3.40 10.800 21	3.00 11.400 24	4.10 11.850 21	3.70 11.700 13	23.20 69.700
14	Donovan FREI	1997	EGA Genève	6.40 14.750 4	2.70 5.350 24	2.90 11.300 16	4.60 13.650 4	4.50 12.500 12	3.10 11.900 11	24.20 69.450
15	Tobias STÖCKLI	1998	TV Aeschi	2.10 2.900 25	6.70 14.450 1	7.70 13.950 6	3.00 11.600 22	5.20 13.500 5	4.70 13.000 2	29.40 69.400
16	Jannic RIGERT	1996	Satus ORO	4.90 13.250 15	3.00 9.750 11	3.10 11.150 17	4.00 13.200 10	4.00 11.950 19	2.50 10.100 24	21.50 69.400
17	Frank BOVY	1998	EGA Genève	6.70 14.900 3	3.20 5.850 23	2.40 10.650 22	4.60 13.650 4	4.50 12.000 15	3.50 12.300 8	24.90 69.350
18	Joel ETTLIN	1998	TV Ebikon	5.00 13.350 14	3.10 7.800 20	5.30 13.900 7	3.80 11.400 24	3.40 11.750 22	2.50 10.900 18	23.10 69.100
19	Luca TRAMAGLINO	1998	SFG Chiasso	4.60 11.300 21	4.20 9.300 15	4.70 12.900 12	4.00 12.350 18	4.20 12.000 15	2.10 10.850 20	23.80 68.700
20	Jérémie BOSSON	1997	Gym Serrières	6.00 13.900 12	2.10 2.750 26	4.50 12.950 11	4.60 13.300 9	3.50 12.150 14	3.30 12.150 10	24.00 67.200
21	Janik LOBSIGER	1998	Kunstturner Schaffhausen	4.50 11.300 21	4.30 7.000 22	6.00 13.850 8	4.60 13.100 12	3.80 10.750 23	3.10 11.100 17	26.30 67.100
22	Florian ZARTH	1998	TV Rüti	4.70 11.850 19	3.00 9.550 14	2.30 10.650 22	3.00 12.100 19	3.90 12.300 13	2.20 10.550 22	19.10 67.000
23	Janis FASSER	1997	STV Sempach	5.40 12.700 16	3.00 8.250 19	2.50 10.850 20	4.00 12.850 16	2.90 9.200 26	2.50 11.150 15	20.30 65.000
24	Jonas GULER	1996	STV Kirchberg	3.30 10.550 24	2.70 7.800 20	3.80 11.050 18	3.80 12.050 20	2.90 11.950 19	2.30 10.900 18	18.80 64.300
25	Christoph SEITZ	1997	TV Stäfa	3.50 10.750 23	2.80 8.850 17	2.40 10.050 25	3.80 11.600 22	2.90 10.400 25	2.20 8.950 25	17.60 60.600
26	Marco WILLINER	1997	TV Ebikon		2.70 3.600 25	2.30 9.850 26	0.00 0.000 26	2.80 10.450 24	2.00 6.550 26	9.80 30.450



CSJ GAM

Salle Bicubic, Romont FR
2 et 3 juin 2012



Résultats Programme 6 - individuel


Rang	Nom	Année.	Société							Total
1	Christian BAUMANN	1995	TV Lenzburg	5.10 13.000 9	5.00 12.550 4	4.80 13.600 1	6.20 14.800 4	5.50 13.450 3	5.40 14.200 1	32.00 81.600
2	Taha SERHANI	1995	TV Hegi	4.90 13.400 3	4.80 13.200 1	3.80 12.950 5	6.20 15.300 2	4.50 12.550 14	4.90 14.150 3	29.10 81.550
3	Christian KOPP	1995	STV Schwarzenbach	4.50 13.100 8	5.10 13.050 2	4.80 13.050 4	5.40 14.450 10	4.90 12.950 7	4.90 14.150 3	29.60 80.750
4	Janick BRUNNER	1994	TV Lupsingen	4.60 12.350 13	4.70 12.700 3	4.70 12.850 7	5.40 14.650 7	4.60 13.600 2	5.30 13.950 5	29.30 80.100
5	Marco WALTER	1994	TV Löhningen	5.50 14.050 1	4.50 11.650 8	4.00 12.250 10	6.20 15.350 1	4.90 13.350 4	4.10 13.300 8	29.20 79.950
6	Henji MBOYO	1998	TV Opfikon-Glattbrugg	4.70 13.300 4	4.60 11.950 6	4.40 12.150 11	5.40 14.700 6	4.70 12.900 8	4.70 13.700 6	28.50 78.700
7	Richie WANNER	1994	TV Beggingen	5.00 13.600 2	4.20 11.050 10	4.60 13.250 2	5.40 14.750 5	4.40 11.750 20	5.40 14.200 1	29.00 78.600
8	Nicola GRABER	1995	STV Kriessern	4.80 13.150 6	4.20 11.200 9	4.70 12.750 8	5.40 13.750 15	4.70 13.850 1	4.60 13.100 9	28.40 77.800
9	Sascha CORADI	1996	TV Bülach	4.50 13.300 4	3.50 11.050 10	3.70 11.950 15	5.40 14.300 12	4.30 13.200 6	4.40 13.350 7	25.80 77.150
10	Mauro SCHÖPFER	1996	STV Kriens	4.50 12.650 10	3.10 11.050 10	4.40 12.500 9	5.40 14.450 10	4.10 12.850 9	4.70 13.050 11	26.20 76.550
11	Benjamin GISCHARD	1995	TV Herzogenbuchsee	4.80 11.450 17	4.20 9.750 19	5.20 12.950 5	5.40 14.250 13	5.00 12.600 13	5.20 12.350 13	29.80 73.350
12	Manuel KAST	1995	STV St Margarethen	5.20 13.150 6	3.50 8.350 21	4.70 12.050 13	6.20 14.950 3	4.70 11.600 22	4.00 12.400 12	28.30 72.500
13	Nathan BÖSIGER	1995	Gym Serrières	3.80 12.200 15	3.00 10.250 16	4.00 12.050 13	5.40 14.100 14	3.30 12.150 18	2.90 11.750 16	22.40 72.500
14	Ivan THOMI	1994	TV Oberdiessbach	4.70 12.650 10	3.80 10.750 14	4.50 10.300 22	4.60 13.700 16	4.30 13.350 4	4.20 11.600 17	26.10 72.350
15	Valentin VONESCH	1994	STV Roggliswil	3.90 11.350 18	3.20 11.700 7	3.90 11.450 18	5.40 14.500 9	3.70 11.700 21	2.50 11.250 21	22.60 71.950
16	David FÜRST	1994	TV Wolfwil	3.90 11.000 21	4.60 9.550 20	5.60 13.100 3	5.40 14.550 8	4.90 12.800 10	2.90 9.500 24	27.30 70.500
17	Dario BRÜHLMANN	1996	STV Kleindöttingen	4.90 12.550 12	3.80 10.400 15	2.90 9.750 25	4.60 12.300 23	4.10 12.650 12	3.90 12.100 15	24.20 69.750
18	Jérôme LOHER	1994	STV Kriessern	4.80 9.900 23	3.60 10.800 13	3.40 11.200 20	4.60 13.150 19	3.90 12.800 10	3.20 11.450 19	23.50 69.300
19	Sandro GAMPER	1996	KGR Frauenfeld	4.20 12.300 14	3.40 10.200 17	4.20 11.950 15	3.00 11.850 25	4.10 11.450 23	3.20 11.450 19	22.10 69.200
20	Philipp KALBERMATTER	1994	TV Ebikon	4.00 10.550 22	2.90 10.050 18	4.60 11.800 17	3.80 12.700 20	4.10 12.050 19	3.20 11.600 17	22.60 68.750
21	Lucas HILTON	1995	TV Subingen	4.60 11.650 16	2.60 7.750 22	4.50 12.150 11	4.60 13.500 17	4.30 9.950 25	3.90 13.100 9	24.50 68.100
22	Nicolas MÜLHAUSER	1994	TV Wünnewil	4.30 11.250 19	3.40 7.750 22	3.00 10.200 23	5.40 13.500 17	4.10 12.350 17	2.10 10.450 22	22.30 65.500
23	Lucas HALBENLEIB	1996	KV Solothurn	4.10 11.150 20	3.60 7.750 22	3.40 10.550 21	4.00 12.700 20	3.50 11.000 24	3.30 12.250 14	21.90 65.400
24	Valentin LÜTHI	1996	EGA Genève	4.20 8.450 24	3.10 7.550 25	3.10 10.200 23	4.60 12.500 22	3.40 12.550 14	2.30 9.950 23	20.70 61.200
25	Aron SPIGALLIA	1995	STV Rickenbach	2.20 7.300 25	4.50 12.500 5	5.00 11.450 18	3.00 12.200 24	3.70 12.500 16	1.60 5.150 25	20.00 61.100



CSJ GAM
Salle Bicubic, Romont FR
2 et 3 juin 2012



Résultats Programme 5 - Finales par Engins - Sol



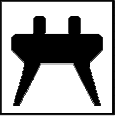
Rang	Nom	Année.	Société	Note D	Note E	Pénalty	Note finale
1	Jonas MUNSCH	1997	TV Seltisberg	7.0	9.050		16.050
2	Donovan FREI	1997	EGA Genève	6.4	8.950		15.350
3	Noe SEIFERT	1998	Satus ORO	6.6	8.050		14.650
4	Moreno KRATTER	1998	TV Rütli	6.5	8.000		14.500
5	Marco PFYL	1997	STV Pfäffikon-Freienbach	5.6	8.500		14.100
6	Frank BOVY	1998	EGA Genève	6.7	6.650		13.350



CSJ GAM
Salle Bicubic, Romont FR
2 et 3 juin 2012



Résultats Programme 5 - Finales par Engins - Cheval arçons



Rang	Nom	Année.	Société	Note D	Note E	Pénalty	Note finale
1	Ramon FLORI	1997	STV Dottikon	5.4	7.350		12.750
2	Ivan EBERHARD	1997	TV Bellach	4.5	7.950		12.450
3	Jonas MUNSCH	1997	TV Seltisberg	3.0	8.900		11.900
4	Tobias STÖCKLI	1998	TV Aeschi	4.9	6.500		11.400
5	Noe SEIFERT	1998	Satus ORO	3.6	6.750		10.350
6	Moreno KRATTER	1998	TV Rüti	2.6	0.000		2.600

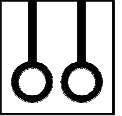


CSJ GAM
Salle Bicubic, Romont FR
2 et 3 juin 2012



www.stv-fsg.ch


Résultats Programme 5 - Finales par Engins - Anneaux



Rang	Nom	Année.	Société	Note D	Note E	Pénalty	Note finale
1	Tobias STÖCKLI	1998	TV Aeschi	7.7	7.400		15.100
2	Rémy BAKIR	1996	EGA Genève	7.1	7.800		14.900
3	Jonas MUNSCH	1997	TV Seltisberg	6.5	8.250		14.750
4	Ivan EBERHARD	1997	TV Bellach	5.7	8.700		14.400
5	Janik LOBSIGER	1998	Kunstturner Schaffhausen	6.0	8.250		14.250
6	Ramon FLORI	1997	STV Dottikon	7.1	7.100		14.200



CSJ GAM
Salle Bicubic, Romont FR
2 et 3 juin 2012



Résultats Programme 5 - Finales par Engins - Saut

Rang	Nom	Année.	Société	Note D	Note E	Pénalty	1./2. Saut	Note finale
1	Marco BAUMGARTNER	1997	STV Siebnen	5.9 4.6	8.800 9.000		14.700 13.600	14.150
2	Ivan EBERHARD	1997	TV Bellach	4.6 4.2	9.150 8.600		13.750 12.800	13.275
3	Ramon FLORI	1997	STV Dottikon	3.8 4.6	9.050 9.050		12.850 13.650	13.250
4	Frank BOVY	1998	EGA Genève	4.6 4.6	9.100 9.050	1.0	13.700 12.650	13.175
5	Andreas GRIBI	1998	TSV Rohrdorf	4.6 3.8	8.950 9.000		13.550 12.800	13.175
6	Janik LOBSIGER	1998	Kunstturner Schaffhausen	4.6 3.8	8.750 8.750		13.350 12.550	12.950



CSJ GAM
Salle Bicubic, Romont FR
2 et 3 juin 2012



Résultats Programme 5 - Finales par Engins - Barres parallèles



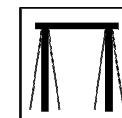
Rang	Nom	Année.	Société	Note D	Note E	Pénalty	Note finale
1	Jonas MUNSCH	1997	TV Seltisberg	7.3	8.200		15.500
2	Moreno KRATTER	1998	TV Rüti	6.2	7.900		14.100
3	Tobias STÖCKLI	1998	TV Aeschi	5.2	8.700		13.900
4	Noe SEIFERT	1998	Satus ORO	5.2	8.550		13.750
5	Andreas GRIBI	1998	TSV Rohrdorf	5.0	8.650		13.650
6	Marco BAUMGARTNER	1997	STV Siebnen	4.5	8.550		13.050



CSJ GAM
Salle Bicubic, Romont FR
2 et 3 juin 2012



Résultats Programme 5 - Finales par Engins - Barre fixe




Rang	Nom	Année.	Société	Note D	Note E	Pénalty	Note finale
1	Jonas MUNSCH	1997	TV Seltisberg	7.0	9.250		16.250
2	Moreno KRATTER	1998	TV Rüti	6.0	8.050		14.050
3	Rémy BAKIR	1996	EGA Genève	4.1	8.950		13.050
4	Tobias STÖCKLI	1998	TV Aeschi	4.7	8.300		13.000
5	Ramon FLORI	1997	STV Dottikon	4.9	7.850		12.750
6	Ivan EBERHARD	1997	TV Bellach	4.3	8.300		12.600



CSJ GAM
Salle Bicubic, Romont FR
2 et 3 juin 2012



Résultats Programme 6 - Finales par Engins - Sol



Rang	Nom	Année.	Société	Note D	Note E	Pénalty	Note finale
1	Richie WANNER	1994	TV Beggingen	4.8	9.200		14.000
2	Taha SERHANI	1995	TV Hegi	4.9	8.950		13.850
3	Marco WALTER	1994	TV Löhningen	5.4	8.150		13.550
4	Sascha CORADI	1996	TV Bülach	4.5	8.900		13.400
5	Nicola GRABER	1995	STV Kriessern	4.6	7.600		12.200



CSJ GAM
Salle Bicubic, Romont FR
2 et 3 juin 2012



Résultats Programme 6 - Finales par Engins - Cheval arçons



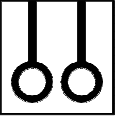
Rang	Nom	Année.	Société	Note D	Note E	Pénalty	Note finale
1	Henji MBOYO	1998	TV Opfikon-Glattbrugg	4.8	8.700		13.500
2	Taha SERHANI	1995	TV Hegi	4.8	8.500		13.300
3	Christian KOPP	1995	STV Schwarzenbach	5.1	8.050		13.150
4	Christian BAUMANN	1995	TV Lenzburg	5.2	7.500		12.700
5	Aron SPIGALLIA	1995	STV Rickenbach	4.2	7.600		11.800
6	Janick BRUNNER	1994	TV Lupsingen	4.2	7.350		11.550



CSJ GAM
Salle Bicubic, Romont FR
2 et 3 juin 2012



Résultats Programme 6 - Finales par Engins - Anneaux




Rang	Nom	Année.	Société	Note D	Note E	Pénalty	Note finale
1	Christian BAUMANN	1995	TV Lenzburg	4.8	8.900		13.700
2	Richie WANNER	1994	TV Beggingen	4.6	8.850		13.450
3	Christian KOPP	1995	STV Schwarzenbach	4.8	8.650		13.450
4	Benjamin GISCHARD	1995	TV Herzogenbuchsee	5.2	8.250		13.450
5	David FÜRST	1994	TV Wolfwil	5.6	7.800		13.400
6	Taha SERHANI	1995	TV Hegi	4.0	8.850		12.850



CSJ GAM
Salle Bicubic, Romont FR
2 et 3 juin 2012



Résultats Programme 6 - Finales par Engins - Saut



Rang	Nom	Année.	Société	Note D	Note E	Pénalty	1./2. Saut	Note finale
1	Marco WALTER	1994	TV Löhningen	6.6 5.4	9.400 9.300		16.000 14.700	15.350
2	Manuel KAST	1995	STV St Margarethen	6.2 5.8	9.300 9.250		15.500 15.050	15.275
3	Christian BAUMANN	1995	TV Lenzburg	6.2 5.4	9.400 9.200		15.600 14.600	15.100
4	Taha SERHANI	1995	TV Hegi	6.2 5.4	8.950 9.200	0.3	14.850 14.600	14.725
5	Sascha CORADI	1996	TV Bülach	5.4 4.6	8.750 9.150	0.1	14.050 13.750	13.900



CSJ GAM
Salle Bicubic, Romont FR
2 et 3 juin 2012



Résultats Programme 6 - Finales par Engins - Barres parallèles



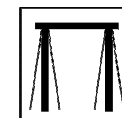
Rang	Nom	Année.	Société	Note D	Note E	Pénalty	Note finale
1	Christian BAUMANN	1995	TV Lenzburg	5.5	8.450		13.950
2	Marco WALTER	1994	TV Löhningen	4.9	8.700		13.600
3	Sascha CORADI	1996	TV Bülach	4.3	8.800		13.100
4	Janick BRUNNER	1994	TV Lupsingen	4.6	8.250		12.850
5	Ivan THOMI	1994	TV Oberdiessbach	4.6	8.050		12.650
6	Nicola GRABER	1995	STV Kriessern	4.7	7.350		12.050



CSJ GAM
Salle Bicubic, Romont FR
2 et 3 juin 2012



Résultats Programme 6 - Finales par Engins - Barre fixe



Rang	Nom	Année.	Société	Note D	Note E	Pénalty	Note finale
1	Christian BAUMANN	1995	TV Lenzburg	5.5	8.900		14.400
2	Janick BRUNNER	1994	TV Lupsingen	5.3	8.750		14.050
3	Taha SERHANI	1995	TV Hegi	4.9	8.900		13.800
4	Richie WANNER	1994	TV Beggingen	5.5	8.200		13.700
5	Christian KOPP	1995	STV Schwarzenbach	4.8	8.450		13.250