

FIG TEAM Junioren


















Rang	Name	Land	Jahrg.							Total
1	 Great Britain			68.35	64.95	67.35	73.85	68.45	65.40	408.35
	Nile Wilson	GBR	1996	4.8 13.85	4.3 13.40	4.7 13.10	5.4 14.50	5.4 13.80	4.8 14.00	29.4 82.65
	Jay Thompson	GBR	1996	5.3 13.80	5.0 13.70	4.1 12.00	6.2 15.00	5.0 13.45	4.9 13.20	30.5 81.15
	Brinn Bevan	GBR	1997	4.8 13.55	4.7 13.10	4.6 13.15	6.2 14.25	5.0 13.65	4.6 12.90	29.9 80.60
	Courtney Tulloch	GBR	1995	4.8 13.35	4.4 11.55	5.6 14.75	6.6 14.70	5.0 13.55	4.3 12.50	30.7 80.40
	Frank Baines	GBR	1995	5.0 13.80	4.4 10.80	4.8 13.20	6.2 15.40	5.4 13.65	5.0 10.55	30.8 77.40
	James Hall	GBR	1995		4.9 13.20	4.8 13.15		4.6 13.80	4.6 12.80	18.9 52.95
2	 France			66.80	61.85	64.30	74.45	66.05	64.80	398.25
	Anthony Randrianasolo	FRA	1995	5.2 13.55	4.5 13.00	4.8 13.70	5.8 14.90	4.9 13.25	4.5 12.90	29.7 81.30
	Loris Frasca	FRA	1995	5.0 13.20	4.3 13.00	4.5 12.55	6.2 14.95	4.7 12.60	4.5 13.10	29.2 79.40
	Mathieu Clarivet	FRA	1995	4.4 13.05	4.5 12.30	4.5 12.70	5.4 14.55	4.6 13.00	4.4 12.90	27.8 78.50
	Edgar Boulet	FRA	1995	5.2 13.85	3.6 9.75	4.4 12.90	6.2 15.20	4.2 13.10	5.1 13.50	28.7 78.30
	Paul Degouy	FRA	1997	4.5 13.15	4.2 12.60	4.3 12.45	5.4 14.85	4.8 13.50	4.4 11.30	27.6 77.85
	Alexandre Humbert	FRA	1996	4.3 12.60	3.2 10.95	3.4 11.95	5.4 13.65	4.3 13.20	3.5 12.40	24.1 74.75
3	 Schweiz			66.80	62.60	65.60	72.15	65.45	63.45	396.05
	Christian Baumann	SUI	1995	5.2 13.80	4.0 12.00	4.8 13.85	6.2 13.80	5.3 13.95	4.9 13.30	30.4 80.70
	Christian Kopp	SUI	1995	5.0 12.40	4.4 13.05	4.6 13.20	6.2 15.25	4.7 12.80	4.6 13.20	29.5 79.90
	Taha Serhani	SUI	1995	4.9 13.20	4.6 13.20	4.0 12.75	6.2 15.00	4.9 12.80	4.8 12.75	29.4 79.70
	Henji Mboyo	SUI	1998	4.8 13.50	4.6 12.90	4.8 12.90	5.4 13.75	4.7 13.15	4.2 12.70	28.5 78.90
	Nicola Graber	SUI	1995	4.9 13.70	4.4 11.45	4.7 12.85	5.4 14.35	4.5 12.75	4.3 11.30	28.2 76.40
	Mauro Schöpfer	SUI	1996	4.5 12.60	3.0 8.65	4.3 12.80	4.6 13.10	4.1 11.85	3.5 11.50	24.0 70.50
4	 Deutschland			63.90	56.70	58.95	68.45	59.60	55.10	362.70
	Felix Pohl	GER	1996	4.7 13.50	4.4 12.40	4.3 11.20	5.4 14.75	3.8 12.00	4.0 11.30	26.6 75.15
	Dennis Janetzke	GER	1996	4.5 13.00	3.7 10.45	4.6 12.85	4.6 13.25	4.7 12.40	5.1 12.85	27.2 74.80
	Nick Klessing	GER	1998	4.4 12.70	3.7 10.90	4.1 12.30	4.6 13.65	4.2 13.25	2.5 11.00	23.5 73.80
	Julian Hausch	GER	1996	4.4 11.95	4.4 11.60	4.0 11.80	4.0 12.85	4.4 11.05	3.5 11.30	24.7 70.55
	Aaron Wagner	GER	1997	4.7 12.75	4.1 11.35	4.0 10.80	5.4 13.95	4.1 10.90	3.3 8.65	25.6 68.40

FIG TEAM Junioren

Rang	Name	Land	Jahrg.								Total
1	Nile Wilson	GBR	1996	4.8 13.85	4.3 13.40	4.7 13.10	5.4 14.50	5.4 13.80	4.8 14.00	29.4	82.65
2	Anthony Randrianasolo	FRA	1995	5.2 13.55	4.5 13.00	4.8 13.70	5.8 14.90	4.9 13.25	4.5 12.90	29.7	81.30
3	Jay Thompson	GBR	1996	5.3 13.80	5.0 13.70	4.1 12.00	6.2 15.00	5.0 13.45	4.9 13.20	30.5	81.15
4	Christian Baumann	SUI	1995	5.2 13.80	4.0 12.00	4.8 13.85	6.2 13.80	5.3 13.95	4.9 13.30	30.4	80.70
5	Brinn Bevan	GBR	1997	4.8 13.55	4.7 13.10	4.6 13.15	6.2 14.25	5.0 13.65	4.6 12.90	29.9	80.60
6	Courtney Tulloch	GBR	1995	4.8 13.35	4.4 11.55	5.6 14.75	6.6 14.70	5.0 13.55	4.3 12.50	30.7	80.40
7	Christian Kopp	SUI	1995	5.0 12.40	4.4 13.05	4.6 13.20	6.2 15.25	4.7 12.80	4.6 13.20	29.5	79.90
8	Taha Serhani	SUI	1995	4.9 13.20	4.6 13.20	4.0 12.75	6.2 15.00	4.9 12.80	4.8 12.75	29.4	79.70
9	Loris Frasca	FRA	1995	5.0 13.20	4.3 13.00	4.5 12.55	6.2 14.95	4.7 12.60	4.5 13.10	29.2	79.40
10	Henji Mboyo	SUI	1998	4.8 13.50	4.6 12.90	4.8 12.90	5.4 13.75	4.7 13.15	4.2 12.70	28.5	78.90
11	Mathieu Clarivet	FRA	1995	4.4 13.05	4.5 12.30	4.5 12.70	5.4 14.55	4.6 13.00	4.4 12.90	27.8	78.50
12	Edgar Boulet	FRA	1995	5.2 13.85	3.6 9.75	4.4 12.90	6.2 15.20	4.2 13.10	5.1 13.50	28.7	78.30
13	Paul Degouy	FRA	1997	4.5 13.15	4.2 12.60	4.3 12.45	5.4 14.85	4.8 13.50	4.4 11.30	27.6	77.85
14	Frank Baines	GBR	1995	5.0 13.80	4.4 10.80	4.8 13.20	6.2 15.40	5.4 13.65	5.0 10.55	30.8	77.40
15	Nicola Graber	SUI	1995	4.9 13.70	4.4 11.45	4.7 12.85	5.4 14.35	4.5 12.75	4.3 11.30	28.2	76.40
16	Felix Pohl	GER	1996	4.7 13.50	4.4 12.40	4.3 11.20	5.4 14.75	3.8 12.00	4.0 11.30	26.6	75.15
17	Dennis Janetzke	GER	1996	4.5 13.00	3.7 10.45	4.6 12.85	4.6 13.25	4.7 12.40	5.1 12.85	27.2	74.80
18	Alexandre Humbert	FRA	1996	4.3 12.60	3.2 10.95	3.4 11.95	5.4 13.65	4.3 13.20	3.5 12.40	24.1	74.75
19	Nick Klessing	GER	1998	4.4 12.70	3.7 10.90	4.1 12.30	4.6 13.65	4.2 13.25	2.5 11.00	23.5	73.80
20	Julian Hausch	GER	1996	4.4 11.95	4.4 11.60	4.0 11.80	4.0 12.85	4.4 11.05	3.5 11.30	24.7	70.55
21	Mauro Schöpfer	SUI	1996	4.5 12.60	3.0 8.65	4.3 12.80	4.6 13.10	4.1 11.85	3.5 11.50	24.0	70.50
22	Aaron Wagner	GER	1997	4.7 12.75	4.1 11.35	4.0 10.80	5.4 13.95	4.1 10.90	3.3 8.65	25.6	68.40
23	Enrico Barowsky	GER	1997	3.9 12.60	2.5 8.55	3.0 10.55	4.0 12.20	4.0 12.60	3.1 11.80	20.5	68.30
24	James Hall	GBR	1995		4.9 13.20	4.8 13.15		4.6 13.80	4.6 12.80	18.9	52.95