







Berlin, 06. März 2010







Ergebnisse / Results

Mannschaft / Team

Platz	Verein Team	Land							Gesamt all around
			<u>Boden</u> Floor	<u>Pferd</u> Pommel Horse	<u>Ringe</u> Rings	<u>Sprung</u> Vault	<u>Barren</u> Parallel Bars	<u>Reck</u> Horizontal Bar	
1	Japan	JPN	40,950	38,500	42,150	44,350	40,650	40,750	247,350
2	Spanien I	ESP	40,100	37,700	41,850	45,750	39,400	40,950	245,750
3	Schweiz I	SUI	41,150	38,900	41,550	44,100	40,100	38,550	244,350
4	Schweiz II	SUI	40,500	37,650	41,150	43,350	38,750	40,200	241,600
5	Frankreich I	FRA	40,550	38,150	41,150	44,950	38,950	37,800	241,550
6	Belgien I	BEL	38,600	37,400	40,850	43,650	36,650	36,250	233,400
7	SC Berlin	GER	40,950	34,900	39,300	42,450	38,450	36,300	232,350
7	KTV Chemnitz	GER	38,600	37,600	38,650	41,300	38,950	37,250	232,350
9	Brasilien	BRA	39,200	34,750	39,750	44,700	38,700	34,900	232,000
10	Kanada I	CAN	39,700	35,300	37,850	41,300	38,700	36,950	229,800

Berlin, 06. März 2010







Ergebnisse / Results**Mannschaft / Team**

Platz	Verein Team	Land							Gesamt all around
			Boden Floor	Pferd Pommel Horse	Ringe Rings	Sprung Vault	Barren Parallel Bars	Reck Horizontal Bar	
11	Frankreich II	FRA	39,450	38,300	38,450	41,000	34,100	38,350	229,650
12	Niederlande II	NED	39,800	34,150	38,950	42,600	36,650	36,050	228,200
13	Pôle France Lyon	FRA	38,050	36,600	37,100	41,950	37,850	35,150	226,700
14	Niederlande I	NED	39,100	35,350	39,950	41,900	33,250	36,000	225,550
15	Kroatien	CRO	38,450	36,000	36,950	40,400	37,600	35,250	224,650
16	KTF Stuttgart	GER	39,650	30,650	39,400	41,000	37,150	36,500	224,350
17	Belgien II	BEL	36,900	38,850	35,950	41,550	35,950	35,100	224,300
18	Italien	ITA	38,200	35,400	35,650	42,300	36,700	33,800	222,050
19	Slovakai	SVK	37,300	32,150	36,950	39,850	38,150	34,500	218,900
20	Polen	POL	33,700	30,400	38,650	41,950	37,700	35,400	217,800

Berlin, 06. März 2010

Ergebnisse / Results








Mannschaft / Team

Platz	Verein Team	Land							Gesamt all around
			<u>Boden</u> Floor	<u>Pferd</u> Pommel Horse	<u>Ringe</u> Rings	<u>Sprung</u> Vault	<u>Barren</u> Parallel Bars	<u>Reck</u> Horizontal Bar	
21	Österreich II	AUT	37,950	30,650	35,650	41,350	36,800	35,250	217,650
22	Niederlande III	NED	37,200	30,400	37,250	41,400	33,500	35,150	214,900
23	Österreich I	AUT	38,300	29,850	34,850	39,850	36,600	33,600	213,050
24	Spanien II	ESP	37,550	31,600	33,800	38,650	35,900	33,400	210,900
25	SC Cottbus	GER	39,400	22,350	39,050	42,550	25,000	24,350	192,700
26	Jordanien	JOR	36,600	22,600	27,400	39,100	29,750	32,550	188,000

Berlin, 06. März 2010

Ergebnisse / Results		Altersbereich / Age group		Jahrgänge 92 / 93		Year of birth 92 / 93																									
Platz	Start-Nr.	Name	Vorname	JG	Verein	Land	D_Bo	E_Bo	P_Bo	Boden	D_Pf	E_Pf	P_Pf	Pferd	D_Ri	E_Ri	P_Ri	Ring	D_Sp	E_Sp	P_Sp	Sprung	D_Ba	E_Ba	P_Ba	Barren	D_Re	E_Re	P_Re	Reck	Gesamt
1	97	Gonzalez	Fabian	1	Spanien I	ESP	5,300	8,400	0,0	13,700	5,300	8,200	0,0	13,500	4,900	8,650	0,0	13,550	6,200	9,050	0,3	14,950	4,800	8,850	0,0	13,650	5,400	9,200	0,0	14,600	83,950
1	28	Zona	Jim	1	Frankreich I	FRA	5,300	8,850	0,0	14,150	4,400	8,650	0,0	13,050	4,900	8,700	0,0	13,600	5,800	9,500	0,1	15,200	5,000	8,600	0,0	13,600	5,700	8,650	0,0	14,350	83,950
3	99	Abad	Nestor	1	Spanien I	ESP	5,100	8,050	0,0	13,150	4,300	8,100	0,0	12,400	5,000	9,350	0,0	14,350	6,200	9,400	0,0	15,600	4,900	8,650	0,0	13,550	5,000	9,150	0,0	14,150	83,200
4	46	Murakami	Yuto	1	Japan	JPN	4,800	8,750	0,0	13,550	4,700	7,650	0,0	12,350	5,100	9,300	0,0	14,400	5,400	9,050	0,0	14,450	4,900	8,950	0,0	13,850	5,000	9,100	0,0	14,100	82,700
5	44	Oka	Jumpei	1	Japan	JPN	5,200	9,000	0,0	14,200	5,000	8,850	0,0	13,850	5,000	9,000	0,0	14,000	6,200	9,150	0,0	15,350	5,000	8,000	0,0	13,000	4,900	7,050	0,0	11,950	82,350
6	87	Hitz	Janick	1	Schweiz I	SUI	5,000	9,000	0,0	14,000	4,700	7,750	0,0	12,450	4,800	9,350	0,0	14,150	5,400	9,350	0,0	14,750	4,900	8,000	0,0	12,900	4,700	8,800	0,0	13,500	81,750
7	1	Herder	Philipp	1	SC Berlin	GER	5,200	8,950	0,0	14,150	5,300	8,650	0,0	12,150	4,800	8,950	0,0	13,750	5,400	9,250	0,0	14,650	5,100	8,300	0,0	13,400	4,800	8,250	0,0	12,850	80,950
8	65	Smink	Glenn	1	Niederlande II	NED	5,100	8,650	0,0	13,750	4,900	7,650	0,0	12,550	4,500	8,600	0,0	13,100	6,200	9,200	0,0	15,400	4,200	8,700	0,0	12,900	4,100	8,600	0,0	12,700	80,400
9	9	Jursch	Christopher	1	SC Cottbus	GER	4,700	8,550	0,0	13,250	5,100	6,550	0,0	11,650	4,800	8,700	0,0	13,500	5,800	9,100	0,0	14,900	4,900	8,400	0,0	13,300	4,800	8,650	0,0	13,450	80,050
10	85	Hegi	Oliver	1	Schweiz I	SUI	4,900	8,000	0,1	12,800	5,100	8,650	0,0	13,750	4,600	9,100	0,0	13,700	5,800	8,100	0,0	13,900	5,100	8,950	0,0	14,050	4,800	7,000	0,0	11,800	80,000
11	86	Meier	Michael	1	Schweiz I	SUI	5,000	8,250	0,0	13,250	4,900	7,800	0,0	12,700	4,300	9,200	0,0	13,500	6,200	8,450	0,3	14,350	4,700	8,450	0,0	13,150	4,500	8,300	0,0	12,800	79,750
12	89	Sutter	Manuel	1	Schweiz II	SUI	4,700	8,300	0,0	13,000	4,300	8,100	0,0	12,400	4,300	8,650	0,0	12,950	5,400	9,000	0,1	14,300	4,500	8,700	0,0	13,200	4,900	8,950	0,0	13,850	79,700
13	5	Rittschik	Ivan	1	KTV Chemnitz	GER	5,000	8,550	0,0	13,550	5,500	7,900	0,0	13,400	4,500	8,300	0,0	12,800	5,400	9,200	0,0	14,600	5,000	8,400	0,0	13,400	4,600	7,200	0,0	11,800	79,550
14	29	Vanacker	Mathieu	1	Frankreich I	FRA	5,000	8,350	0,0	13,350	4,400	8,500	0,0	12,900	4,600	8,500	0,0	13,100	6,200	9,050	0,0	15,250	4,700	7,900	0,0	12,600	4,700	7,350	0,0	12,050	79,250
15	33	Philippe	Mathias	1	Frankreich II	FRA	4,800	8,850	0,0	13,650	3,900	7,400	0,0	11,300	4,600	9,100	0,0	13,700	5,400	9,100	0,0	14,500	4,400	8,350	0,0	12,750	4,400	8,550	0,0	12,950	78,850

Berlin, 06. März 2010

Ergebnisse / Results							Altersbereich / Age group			Jahrgänge 92 / 93 Year of birth 92 / 93																							
Platz	Start-Nr.	Name	Vorname	JG	Verein	Land																						Gesamt					
							D_Bo	E_Bo	P_Bo	Boden	D_Pf	E_Pf	P_Pf	Pferd	D_Ri	E_Ri	P_Ri	Ring	D_Sp	E_Sp	P_Sp	Sprung	D_Ba	E_Ba	P_Ba	Barren	D_Re		E_Re	P_Re	Reck		
16	24	Mariano	Arthur	1	Brasilien	BRA	5,200	8,200	0,0	13,400	4,400	6,550	0,0	10,950	4,200	9,050	0,0	13,250	5,800	9,300	0,1	15,000	4,600	8,400	0,0	13,000	4,800	7,950	0,0	12,750	78,350		
17	16	Neuteleers	Thomas	1	Belgien I	BEL	4,700	8,250	0,0	12,950	4,300	7,300	0,0	11,600	5,000	8,750	0,0	13,750	5,400	9,000	0,0	14,400	5,100	7,900	0,0	13,000	4,600	7,500	0,0	12,100	77,800		
17	98	Tallon	Alberto	1	Spanien I	ESP	4,600	8,650	0,0	13,250	4,000	7,800	0,0	11,800	4,700	9,250	0,0	13,950	5,400	9,200	0,1	14,500	4,400	7,800	0,0	12,200	3,600	8,500	0,0	12,100	77,800		
19	32	Kondjia	Joris	1	Frankreich II	FRA	4,000	8,500	0,0	12,500	4,900	9,100	0,0	14,000	4,000	8,900	0,0	12,900	3,800	9,050	0,0	12,850	4,600	8,250	0,0	12,850	3,900	8,750	0,0	12,550	77,650		
20	53	Watson	Robert	1	Kanada I	CAN	5,200	8,000	0,0	13,200	4,900	5,900	0,0	10,800	4,800	8,950	0,0	13,150	5,400	8,700	0,5	13,600	4,700	9,200	0,0	13,900	5,200	7,750	0,0	12,950	77,600		
21	30	Prost	Brandon	1	Frankreich I	FRA	4,500	8,650	0,1	13,050	4,700	7,500	0,0	12,200	4,800	8,700	0,0	13,500	5,400	9,100	0,0	14,500	4,500	8,250	0,0	12,750	4,500	6,900	0,0	11,400	77,400		
22	61	Bletterman	Michel	1	Niederlande I	NED	4,600	8,550	0,0	13,150	4,400	8,750	0,0	13,150	5,000	8,550	0,0	13,550	5,400	9,250	0,1	14,550	4,600	6,700	0,0	11,300	3,700	7,750	0,0	11,450	77,150		
23	90	Tomcik	Christopher	1	Schweiz II	SUI	5,100	8,400	0,0	13,500	4,700	5,850	0,0	10,550	4,500	9,100	0,0	13,600	5,400	9,050	0,0	14,450	5,000	7,550	0,0	12,550	3,800	8,600	0,0	12,400	77,050		
24	88	Rizzo	Marco	1	Schweiz I	SUI	5,400	8,500	0,0	13,900	4,800	5,250	0,0	10,050	4,700	9,000	0,0	13,700	6,200	8,800	0,0	15,000	4,900	7,150	0,0	12,050	4,500	7,750	0,0	12,250	76,950		
25	84	Borkowski	Lukasz	1	Polen	POL	4,500	7,550	0,1	11,950	4,300	8,150	0,0	12,450	4,500	8,500	0,0	13,000	5,800	7,700	0,0	13,500	4,200	8,400	0,0	12,600	4,400	8,900	0,0	13,300	76,800		
26	18	Verbayes	Jimmy	1	Belgien I	BEL	4,600	8,350	0,0	12,950	4,700	8,050	0,0	12,750	5,000	8,700	0,0	13,700	4,600	8,550	0,1	13,050	4,600	7,150	0,0	11,750	4,900	7,550	0,0	12,450	76,650		
27	6	Bock	Sebastian	1	KTV Chemnitz	GER	4,100	7,200	0,0	11,300	4,400	7,400	0,0	11,800	4,500	8,950	0,0	13,450	3,800	9,350	0,0	13,150	4,400	8,650	0,0	13,050	4,600	9,050	0,0	13,650	76,400		
28	14	Keil	Christian	1	KTF Stuttgart	GER	4,500	8,750	0,0	13,250	3,600	6,700	0,0	10,300	4,600	8,500	0,0	13,100	5,000	8,700	0,1	13,600	4,600	8,400	0,0	13,000	4,700	7,950	0,0	12,650	75,900		
29	13	Auer	Christian	1	KTF Stuttgart	GER	4,700	8,850	0,1	13,450	4,100	7,350	0,0	11,450	4,800	8,600	0,0	13,400	4,000	9,000	0,0	13,000	4,800	6,700	0,0	11,500	4,600	8,350	0,0	12,950	75,750		
30	2	Ernsberger	Ralf	1	SC Berlin	GER	4,800	8,250	0,0	13,050	4,400	7,300	0,0	11,700	4,600	8,350	0,0	12,950	5,400	8,850	0,1	14,150	4,100	7,950	0,0	12,050	3,800	7,850	0,0	11,650	75,550		

Berlin, 06. März 2010

Altersbereich / Age groupJahrgänge 92 / 93
Year of birth 92 / 93

Ergebnisse / Results

Platz	Start-Nr.	Name	Vorname	JG	Verein	Land	Boden			Pferd			Ringe			Sprung			Barren			Reck	Gesamt								
							D_Bo	E_Bo	P_Bo	D_Pf	E_Pf	P_Pf	D_Ri	E_Ri	P_Ri	D_Sp	E_Sp	P_Sp	D_Ba	E_Ba	P_Ba			D_Re	E_Re	P_Re					
31	26	Hudson	Miguel	1	Brasilien	BRA	4,600	8,450	0,3	12,750	4,100	7,350	0,0	11,450	4,100	9,350	0,0	13,450	6,200	8,950	0,1	15,050	4,600	7,850	0,0	12,650	2,400	7,750	0,0	10,150	75,500
31	17	Thys	Tomas	1	Belgien I	BEL	4,600	8,200	0,3	12,700	3,600	7,600	0,0	11,200	4,900	8,500	0,0	13,400	6,200	8,400	0,0	14,600	4,400	7,500	0,0	11,900	3,700	8,000	0,0	11,700	75,500
33	93	Argalas	Martin	1	Slovakai	SVK	4,300	8,450	0,3	12,450	3,200	8,400	0,0	11,600	4,400	8,800	0,0	13,200	4,600	8,800	0,0	13,400	3,900	8,450	0,0	12,350	3,600	8,750	0,0	12,350	75,350
34	94	Michnak	Slavomir	1	Slovakai	SVK	4,700	8,000	0,1	12,600	4,900	5,350	0,0	10,250	3,400	8,400	0,0	11,800	4,600	8,950	0,0	13,450	4,300	8,800	0,0	13,100	4,300	8,300	0,0	12,600	73,800
35	83	Cecot	Sebastian	1	Polen	POL	4,500	6,550	0,1	10,950	3,600	6,700	0,0	10,300	4,700	8,100	0,0	12,800	6,600	8,000	0,0	14,600	4,400	8,100	0,0	12,500	3,900	8,400	0,0	12,200	73,350
36	41	Pozziello	Massimo	1	Italien	ITA	4,300	7,550	0,0	11,850	4,800	7,500	0,0	12,300	3,300	8,300	0,0	11,600	5,400	9,000	0,0	14,400	4,300	7,400	0,0	11,700	3,900	7,600	0,0	11,400	73,250
37	11	Gallay	Lukas	1	SC Cottbus	GER	4,300	6,700	0,0	13,000	4,100	6,600	0,0	10,700	4,800	8,400	0,0	13,200	4,600	8,900	0,0	13,400	4,300	7,400	0,0	11,700	4,000	6,900	0,0	10,900	72,900
37	77	Butschner	Alexander	1	Österreich II	AUT	4,300	8,000	0,0	12,300	3,500	8,050	0,0	11,550	2,300	8,550	0,0	10,850	4,000	9,050	0,0	13,050	3,400	9,050	0,0	12,450	4,100	8,600	0,0	12,700	72,900
39	15	Straub	Philipp	1	KTF Stuttgart	GER	5,100	7,950	0,1	12,950	3,600	5,300	0,0	8,900	4,700	8,200	0,0	12,900	6,200	8,500	0,3	14,400	4,600	8,050	0,0	12,650	2,800	8,100	0,0	10,900	72,700
40	3	Hoang	Viet Thao	1	SC Berlin	GER	4,600	9,000	0,0	13,600	3,500	4,850	0,0	8,350	4,100	8,500	0,0	12,600	5,400	8,550	0,3	13,650	4,700	8,300	0,0	13,000	3,500	7,400	0,0	10,900	72,100
41	78	Wadl	Robin	1	Österreich II	AUT	4,300	8,300	0,0	12,600	4,000	6,250	0,0	10,250	3,600	8,650	0,0	12,250	4,600	9,350	0,0	13,950	4,100	7,500	0,0	11,600	3,400	7,600	0,0	11,000	71,650
42	69	Lovdahl	Conor	1	Niederlande III	NED	3,900	8,150	0,0	12,050	2,800	5,700	0,0	8,500	4,300	8,650	0,0	12,950	5,400	8,950	0,0	14,350	4,000	7,450	0,0	11,450	3,900	8,400	0,0	12,300	71,600
43	58	Boroša	Filip	1	Kroatien	CRO	4,900	7,800	0,0	12,700	3,600	5,550	0,0	9,150	4,400	8,250	0,0	12,650	5,400	8,450	0,1	13,750	3,400	8,500	0,0	11,900	3,600	7,550	0,0	11,150	71,300
44	73	Schwab	Johannes	1	Österreich I	AUT	4,300	8,650	0,0	12,950	2,900	7,300	0,0	10,200	3,000	8,150	0,0	11,150	4,600	8,750	0,0	13,350	3,100	8,950	0,0	12,050	4,400	5,500	0,0	9,900	69,600
45	105	Matzke	Tobias	1	Saarländischer Turnerbund	GER	4,500	8,500	0,0	13,000	3,300	8,200	0,0	11,500	3,300	8,600	0,0	11,900	5,400	9,150	0,1	14,450	4,000	7,100	0,0	11,100	2,300	4,550	0,0	6,850	68,800

Berlin, 06. März 2010

Altersbereich / Age groupJahrgänge 92 / 93
Year of birth 92 / 93







Ergebnisse / Results

Platz	Start-Nr.	Name	Vorname	JG	Verein	Land	Boden			Pferd			Ringe			Sprung			Barren			Reck	Gesamt								
							D_Bo	E_Bo	P_Bo	D_Pf	E_Pf	P_Pf	D_Ri	E_Ri	P_Ri	D_Sp	E_Sp	P_Sp	D_Ba	E_Ba	P_Ba			D_Re	E_Re	P_Re					
46	102	Acebal	Roberto	1	Spanien II	ESP	4,000	7,700	0,0	11,700	3,200	6,600	0,0	9,800	3,600	7,400	0,0	11,000	3,800	9,300	0,0	13,100	2,900	8,500	0,0	11,400	2,200	8,600	0,0	10,800	67,800
47	82	Jarzabek	Piotr	1	Polen	POL	4,600	7,100	0,9	10,800	3,300	4,350	0,0	7,650	4,200	8,650	0,0	12,850	4,600	9,350	0,1	13,850	4,300	8,300	0,0	12,600	3,300	6,600	0,0	9,900	67,650
48	48	Al-Sqour	Adham	1	Jordanien	JOR	4,500	7,900	0,0	12,400	3,100	4,300	0,0	7,400	3,800	7,150	0,0	10,950	4,800	8,850	0,0	13,650	3,600	7,650	0,0	11,250	3,800	7,700	0,0	11,500	67,150
49	108	Crovetto	Kevin	1	Monaco	MON	4,100	8,250	0,0	12,350	3,400	4,250	0,0	7,650	3,100	8,150	0,0	11,250	5,400	7,700	0,5	12,600	3,200	7,650	0,0	10,850	3,800	7,300	0,0	11,100	65,800
50	36	Jasek	Alexandre	1	Pôle France Lyon	FRA	3,600	7,050	0,0	10,650	3,900	8,900	0,0	12,800	4,000	7,850	0,0	11,850	4,600	8,950	0,1	13,450	4,200	7,100	0,0	11,300	1,800	3,800	0,0	5,600	65,650
51	35	Clavier	Benjamin	1	Frankreich II	FRA	4,500	7,000	0,0	11,500	2,800	6,700	4,0	5,500	3,700	8,150	0,0	11,850	4,800	9,150	0,1	13,650	3,400	5,100	0,0	8,500	3,800	9,050	0,0	12,850	63,850
52	20	Volkaert	Siemon	1	Belgien II	BEL	4,500	7,150	0,0	11,650	5,100	8,800	0,0	13,900	1,700	3,650	0,0	5,350	6,200	8,350	0,0	14,550	4,000	8,200	0,0	12,200	1,500	1,500	0,0	3,000	60,650
53	25	Souza	Caio	1	Brasilien	BRA	0,000	0,000	0,0	0,000	4,400	7,950	0,0	12,350	4,000	9,050	0,0	13,050	0,000	0,000	0,0	0,000	4,200	6,250	0,0	10,450	4,300	7,700	0,0	12,000	47,850
54	10	Grötsch	Alexander	1	SC Cottbus	GER	4,700	8,450	0,0	13,150	0,000	0,000	0,0	0,000	4,200	8,150	0,0	12,350	5,400	8,850	0,0	14,250	0,000	0,000	0,0	0,000	0,000	0,000	0,0	0,000	39,750







Berlin, 06. März 2010

Ergebnisse / Results		Altersbereich / Age group														Gesamt															
Platz	Start-Nr.	Name	Vorname	JG	Verein	Land	Boden			Pferd			Ringe				Sprung			Barren			Reck								
							D_Bo	E_Bo	P_Bo	D_Pf	E_Pf	P_Pf	D_Ri	E_Ri	P_Ri		D_Sp	E_Sp	P_Sp	D_Ba	E_Ba	P_Ba	D_Re	E_Re	P_Re						
Jahrgänge 94 / 95							Year of birth 94 / 95																								
1	45	Iguchi	Daisuke	2	Japan	JPN	4,700	8,500	0,0	13,200	4,400	7,900	0,0	12,300	4,800	8,950	0,0	13,750	5,400	9,250	0,1	14,550	4,800	9,000	0,0	13,800	4,800	9,100	0,0	13,900	81,500
2	92	Yusof	Eddy	2	Schweiz II	SUI	4,900	8,600	0,0	13,500	4,600	8,700	0,0	13,300	4,700	9,050	0,0	13,750	5,400	9,200	0,0	14,600	4,700	8,300	0,0	13,000	4,400	8,750	0,0	13,150	81,300
3	54	Dowers	Tariq	2	Kanada I	CAN	4,800	8,800	0,0	13,600	4,900	8,600	0,0	13,500	4,700	8,500	0,0	13,200	5,400	9,400	0,0	14,800	4,700	7,750	0,0	12,450	4,800	8,150	0,0	12,950	80,500
4	104	Weinert	Daniel	2	Schleswig-Holsteinischer Turnverband	GER	4,400	8,750	0,0	13,150	4,900	8,300	0,0	13,200	4,500	7,550	0,0	12,050	5,000	9,200	0,0	14,200	4,400	8,900	0,0	13,300	4,300	8,750	0,0	13,050	78,950
5	91	Brunner	Janick	2	Schweiz II	SUI	4,700	8,800	0,0	13,500	4,300	7,650	0,0	11,950	4,700	9,100	0,0	13,800	4,600	9,150	0,1	13,650	5,000	7,350	0,0	12,350	4,900	8,300	0,0	13,200	78,450
6	19	Kenis	Daan	2	Belgien I	BEL	4,900	8,300	0,6	12,600	4,300	8,750	0,0	13,050	4,500	8,850	0,0	13,350	5,400	9,250	0,0	14,650	4,600	7,150	0,0	11,750	3,900	7,750	0,0	11,650	77,050
7	107	Tushev	Veliko	2	Sports Club "Akro" Ruse	BUL	4,200	8,200	0,0	13,400	4,000	7,700	0,0	11,700	4,400	8,850	0,0	13,250	3,800	9,000	0,1	12,700	4,300	8,250	0,0	12,550	3,500	8,500	0,0	12,000	75,600
8	71	Verhofstad	Bram	2	Niederlande III	NED	4,800	8,950	0,0	13,750	3,700	8,850	0,0	12,550	3,600	8,950	0,0	12,550	4,600	8,950	0,3	13,250	3,100	8,250	0,0	11,350	3,800	7,950	0,0	11,750	75,200
9	38	Dekeyne	Benjamin	2	Pôle France Lyon	FRA	4,400	7,550	0,3	11,650	4,100	8,550	0,0	12,650	3,600	8,750	0,0	12,350	4,600	9,200	0,0	13,800	4,100	8,950	0,0	13,050	2,700	8,650	0,0	11,350	74,850
10	103	Perez	Julian	2	Spanien I	ESP	4,800	8,200	0,0	13,000	3,400	7,050	0,0	10,450	4,500	8,850	0,0	13,350	6,200	9,000	0,0	15,200	4,200	6,100	0,0	10,300	3,700	8,500	0,0	12,200	74,500
11	59	Kovačević	Anton	2	Kroatien	CRO	4,100	8,250	0,0	12,350	4,400	7,200	0,0	11,600	3,600	8,300	0,0	11,900	4,600	8,850	0,0	13,450	4,200	8,400	0,0	12,600	3,400	9,000	0,0	12,400	74,300
12	21	Gentges	Maxime	2	Belgien II	BEL	4,600	7,700	0,0	12,300	4,500	7,200	0,0	11,700	3,500	8,750	0,0	12,250	5,400	8,150	0,3	13,250	3,900	8,400	0,0	12,300	3,800	8,550	0,0	12,350	74,150
13	23	De Castro	Ricardo	2	Belgien II	BEL	4,300	7,850	0,0	12,150	4,600	8,650	0,0	13,250	2,500	9,150	0,0	11,650	4,600	9,050	0,1	13,550	3,900	7,550	0,0	11,450	2,900	8,600	0,0	11,500	73,550
14	7	Kunze	Hannes	2	KTV Chemnitz	GER	4,300	8,300	0,0	12,600	4,300	8,100	0,0	12,400	3,900	8,500	0,0	12,400	4,600	8,950	0,0	13,550	3,900	8,350	0,0	12,250	3,000	6,700	0,0	9,700	72,900
15	27	Bitencourt	Lucas	2	Brasilien	BRA	5,000	8,050	0,0	13,050	4,100	5,050	0,0	9,150	4,800	8,250	0,0	13,050	5,400	9,250	0,0	14,650	4,600	8,450	0,0	13,050	3,700	6,150	0,0	9,850	72,800

Berlin, 06. März 2010

Ergebnisse / Results		Altersbereich / Age group		Jahrgänge 94 / 95		Year of birth 94 / 95																				Gesamt					
Platz	Start-Nr.	Name	Vorname	JG	Verein	Land	D_Bo	E_Bo	P_Bo	Boden	D_Pf	E_Pf	P_Pf	Pferd	D_Ri	E_Ri	P_Ri	Ringe	D_Sp	E_Sp	P_Sp	Sprung	D_Ba	E_Ba	P_Ba		Barren	D_Re	E_Re	P_Re	Reck
16	4	Nithack	Niklas	2	SC Berlin	GER	4,300	8,900	0,0	13,200	3,300	7,750	0,0	11,050	3,900	8,450	0,0	12,350	4,000	9,150	0,0	13,150	3,900	7,200	0,0	11,100	3,600	8,200	0,0	11,800	72,650
17	37	Boulet	Edgar	2	Pôle France Lyon	FRA	4,600	8,500	0,0	13,100	4,200	6,850	0,0	9,050	4,000	8,650	0,0	12,650	5,400	9,100	0,1	14,400	3,900	8,000	0,0	11,900	3,800	7,450	0,0	11,250	72,350
18	60	Kušan	Leonardo	2	Kroatien	CRO	4,200	7,550	0,1	11,650	4,600	8,100	0,0	12,700	3,300	8,000	0,0	11,300	4,600	8,700	0,1	13,200	3,200	8,400	0,0	11,600	2,600	8,750	0,0	11,350	71,800
19	76	Bauer	Alwin	2	Österreich I	AUT	4,300	8,150	0,0	12,450	3,300	6,900	0,0	10,200	3,000	7,450	0,0	10,450	4,600	8,900	0,0	13,400	3,900	8,350	0,0	12,250	2,800	8,900	0,0	11,700	70,450
19	52	Paterson	Cory	2	Kanada I	CAN	4,300	8,600	0,0	12,900	3,300	7,400	0,0	10,700	3,500	7,900	0,0	11,400	3,800	9,050	0,0	12,850	3,700	8,650	0,0	12,350	3,200	7,050	0,0	10,250	70,450
21	63	Fernald	Gaetan	2	Niederlande I	NED	4,700	7,450	0,0	12,150	3,800	6,600	0,3	10,100	2,700	9,100	0,0	11,800	5,400	8,350	0,1	13,650	3,900	7,150	0,0	11,050	3,400	7,850	0,0	11,250	70,000
22	74	Kranzlmüller	Severin	2	Österreich I	AUT	4,000	8,250	0,0	12,250	4,000	4,400	0,0	8,400	4,200	8,150	0,0	12,350	4,000	8,850	0,0	12,850	4,100	7,600	0,0	11,700	3,900	8,100	0,0	12,000	69,550
23	62	Kosztka	Karl	2	Niederlande I	NED	4,600	8,900	0,0	13,500	2,500	6,500	4,0	5,000	4,300	9,000	0,0	13,300	4,600	9,000	0,0	13,600	4,100	6,800	0,0	10,900	4,100	8,500	0,0	12,600	68,900
24	79	Frick	Jürgen	2	Österreich II	AUT	4,700	8,050	0,0	12,750	3,100	7,150	4,0	6,250	4,200	8,350	0,0	12,550	4,600	9,200	0,0	13,800	4,100	7,750	0,0	11,850	3,100	8,450	0,0	11,550	68,750
25	22	De Nyn	Zeger	2	Belgien II	BEL	4,800	7,650	0,0	12,450	4,300	5,150	0,0	9,450	3,900	8,150	0,0	12,050	4,600	8,850	0,0	13,450	4,500	5,400	0,0	9,900	3,900	7,350	0,0	11,250	68,550
26	96	Vargovsky	Ivan	2	Slovakai	SVK	4,200	7,250	0,0	11,450	4,100	6,200	0,0	10,300	3,800	8,150	0,0	11,950	3,800	8,750	0,0	12,550	3,900	8,500	0,0	12,400	2,700	6,850	0,0	9,550	68,200
27	70	Brugman	Dylan	2	Niederlande III	NED	4,300	7,400	0,3	11,400	3,000	6,350	0,0	9,350	4,100	7,650	0,0	11,750	4,600	9,300	0,1	13,800	3,600	7,100	0,0	10,700	2,300	8,800	0,0	11,100	68,100
28	80	Kopeinik	Daniel	2	Österreich II	AUT	4,300	8,300	0,0	12,600	3,100	5,750	0,0	8,850	2,800	7,950	0,0	10,750	4,600	9,000	0,0	13,600	3,600	8,900	0,0	12,500	2,700	7,000	0,0	9,700	68,000
29	95	Kiss	Michal	2	Slovakai	SVK	4,300	7,950	0,0	12,250	4,000	4,550	0,0	8,550	3,100	8,550	0,0	11,650	4,000	9,000	0,0	13,000	3,700	8,950	0,0	12,650	2,700	6,650	0,0	9,350	67,450
30	31	Micholet	Stephen	2	Frankreich I	FRA	4,100	8,500	0,0	12,600	4,200	7,600	0,0	11,800	5,300	8,750	0,0	14,050	5,400	8,950	0,1	14,250	3,200	9,150	0,0	12,350	0,000	0,000	0,0	0,000	65,050

Berlin, 06. März 2010

Ergebnisse / Results							Altersbereich / Age group																								
Ergebnisse / Results							Jahrgänge 94 / 95																								
Ergebnisse / Results							Year of birth 94 / 95																								
Platz	Start-Nr.	Name	Vorname	JG	Verein	Land																			Gesamt						
							D_Bo	E_Bo	P_Bo	D_Pf	E_Pf	P_Pf	D_Ri	E_Ri	P_Ri	D_Sp	E_Sp	P_Sp	D_Ba	E_Ba	P_Ba	D_Re	E_Re	P_Re							
31	55	Stuart	Joshua	2	Kanada I	CAN	4,600	7,900	0,0	12,500	3,600	7,400	0,0	11,000	3,700	7,800	0,0	11,500	3,800	9,100	0,0	12,900	2,900	3,150	0,0	6,050	3,500	7,550	0,0	11,050	65,000
32	66	van Tienderen	Bryan	2	Niederlande II	NED	4,300	8,450	0,1	12,650	4,300	6,550	0,0	10,850	4,500	8,350	0,0	12,850	4,600	8,400	0,3	12,700	3,300	6,700	0,0	10,000	2,400	1,950	0,0	4,350	63,400
33	51	Abu Al-Soud	Ahmad	2	Jordanien	JOR	4,300	6,850	0,5	10,650	3,500	4,650	0,0	8,150	2,000	2,350	0,0	4,350	4,000	8,950	0,0	12,950	3,200	5,300	0,0	8,500	2,700	6,850	0,0	9,550	54,150
34	50	Zkarneh	Abdallah	2	Jordanien	JOR	4,100	7,000	0,0	11,100	2,700	2,750	0,0	5,450	2,000	3,700	0,0	5,700	4,600	7,900	0,0	12,400	3,200	5,000	0,0	8,200	2,700	8,150	0,0	10,850	53,700
35	34	Randrianasolo	Anthony	2	Frankreich II	FRA	4,300	9,000	0,0	13,300	4,300	8,700	0,0	13,000	0,000	0,000	0,0	0,000	3,800	8,650	0,1	12,350	0,000	0,000	0,0	0,000	0,000	0,000	0,0	0,000	38,650
36	81	Czaikowski	Kamil	2	Polen	POL	0,000	0,000	0,0	0,000	0,000	0,000	0,0	0,000	3,500	6,300	0,0	9,800	0,000	0,000	0,0	0,000	3,100	8,100	0,0	11,200	1,600	0,000	0,0	1,600	22,600