













Berlin, 02. April 2011

## Ergebnisse / Results

## Mannschaft / Team

Platz	Verein Team	Land							<b>Gesamt</b> all around
			<b>Boden</b> Floor	<b>Pferd</b> Pommel Horse	<b>Ringe</b> Rings	<b>Sprung</b> Vault	<b>Barren</b> Parallel Bars	<b>Reck</b> Horizontal Bar	
1	Großbritannien	GBR	40,300	39,800	41,500	43,900	41,350	39,900	<b>246,750</b>
2	Schweiz	SUI	40,700	38,550	41,700	43,900	39,600	39,650	<b>244,100</b>
3	Brasilien	BRA	40,300	36,550	40,000	44,950	41,750	40,300	<b>243,850</b>
4	Japan	JPN	41,050	37,050	41,000	44,400	40,850	39,100	<b>243,450</b>
5	Frankreich 1	FRA	39,550	36,450	40,000	44,150	39,600	38,800	<b>238,550</b>
6	Italien	ITA	37,800	39,050	37,800	42,700	40,450	38,700	<b>236,500</b>
7	Niederlande 1	NED	40,200	36,300	38,100	44,450	37,950	38,350	<b>235,350</b>
8	Ukraine	UKR	38,950	39,200	39,900	41,750	39,950	35,450	<b>235,200</b>
9	Spanien 1	ESP	39,950	35,750	40,900	44,100	37,750	35,900	<b>234,350</b>
10	Belgien 1	BEL	39,500	36,900	37,500	42,650	37,050	36,700	<b>230,300</b>
11	SC Berlin	GER	38,950	34,300	38,350	40,200	38,400	37,250	<b>227,450</b>
12	Polen	POL	38,900	34,100	37,800	41,550	38,150	35,100	<b>225,600</b>
13	Lyon	FRA	38,250	32,700	38,850	42,500	37,400	34,700	<b>224,400</b>
14	Österreich	AUT	36,750	35,150	36,450	39,450	38,000	36,700	<b>222,500</b>
15	Schweden	SWE	39,100	33,700	34,900	42,400	37,500	34,250	<b>221,850</b>
16	Spanien 2	ESP	37,200	33,050	35,400	41,950	37,450	36,750	<b>221,800</b>
17	Club Njard	NOR	38,550	32,950	35,950	41,400	36,250	36,250	<b>221,350</b>
18	Niederlande 2	NED	39,850	32,400	35,250	41,500	36,000	34,650	<b>219,650</b>
19	Finnland	FIN	39,200	32,550	33,000	42,800	35,050	35,750	<b>218,350</b>
20	Berlin / Brandenburg	GER	37,950	30,350	36,950	40,600	35,950	34,950	<b>216,750</b>
21	Serbien	SER	38,650	31,850	35,300	41,300	34,950	34,350	<b>216,400</b>
22	Israel	ISR	37,500	32,050	35,450	40,150	36,250	34,800	<b>216,200</b>
23	Island	ISL	36,900	28,450	32,350	39,800	37,800	32,300	<b>207,600</b>
24	Monaco	MON	34,950	33,500	32,550	40,250	31,250	31,700	<b>204,200</b>
25	Belgien 2	BEL	36,200	21,000	34,300	42,850	32,000	35,500	<b>201,850</b>
26	Usbekistan 1	USB	36,800	23,850	33,400	41,750	32,800	31,800	<b>200,400</b>
27	Usbekistan 2	USB	35,100	27,550	30,400	39,000	32,900	32,550	<b>197,500</b>







Berlin, 02. April 2011

Ergebnisse / Results		Altersbereich / Age group																													
		Jahrgänge 1993 / 1994 Year of birth 1993 / 1994																													
Platz	Start-Nr.	Name	Vorname	JG	Verein	Land	D_Bo	E_Bo	P_Bo		D_Pf	E_Pf	P_Pf		D_Ri	E_Ri	P_Ri		D_Sp	E_Sp	P_Sp		D_Ba	E_Ba	P_Ba		D_Re	E_Re	P_Re		Gesamt
1	41	Hoshijima	Hiroki	1994	Japan	JPN	4,900	9,150	0,3	13,750	4,700	8,900	0,0	13,600	4,700	9,100	0,0	13,800	6,200	9,100	0,0	15,300	5,100	9,200	0,0	14,300	4,600	8,300	0,0	12,900	83,650
2	45	Mariano	Arthur	1993	Brasilien	BRA	5,100	9,100	0,0	14,200	5,000	6,950	0,0	11,950	4,800	8,550	0,0	13,350	6,600	9,500	0,0	16,100	4,700	9,350	0,0	14,050	4,800	8,800	0,0	13,600	83,250
3	1	Yusof	Eddi	1994	Schweiz	SUI	4,900	8,500	0,0	13,400	4,400	8,600	0,0	13,000	4,800	9,150	0,0	13,950	5,400	9,500	0,0	14,900	4,800	8,250	0,0	13,050	4,400	9,150	0,0	13,550	81,850
4	5	Hoang	Viet Thao	1993	SC Berlin	GER	5,000	8,550	0,0	13,550	4,700	8,400	0,0	13,100	4,900	9,150	0,0	14,050	6,200	9,450	0,0	14,650	4,700	8,900	0,0	13,600	4,100	8,600	0,0	12,700	81,650
5	57	Krause	Marc	1993	Berlin / Brandenburg	GER	4,500	9,050	0,0	13,550	4,700	8,150	0,0	12,850	5,100	8,800	0,0	13,900	5,400	9,000	0,0	14,400	4,500	8,650	0,0	13,150	4,400	8,900	0,0	13,300	81,150
6	47	Bittencourt	Lucas	1994	Brasilien	BRA	5,100	8,200	0,1	13,200	4,300	8,350	0,0	12,650	4,700	8,850	0,0	13,550	6,200	8,250	0,3	14,150	4,900	9,050	0,0	13,950	4,700	8,850	0,0	13,550	81,050
7	9	Yermak	Mykyta	1993	Ukraine	UKR	5,000	8,400	0,5	12,900	5,300	8,300	0,0	13,600	5,200	7,900	0,0	13,100	6,200	8,800	0,1	14,900	5,100	8,800	0,0	13,900	4,700	7,850	0,0	12,550	80,950
8	34	Dekeyne	Benjamin	1994	Frankreich 1	FRA	4,700	9,000	0,0	13,700	4,300	7,200	0,0	11,500	4,600	8,700	0,0	13,300	5,400	9,050	0,0	14,450	4,600	8,700	0,0	13,300	4,400	8,700	0,0	13,100	79,350
9	33	Micholet	Stephen	1994	Frankreich 1	FRA	4,100	8,950	0,0	13,050	4,200	8,850	0,0	13,050	5,500	9,300	0,0	14,800	5,400	9,350	0,0	14,750	4,100	8,650	0,0	12,750	2,900	6,950	0,0	9,850	78,250
10	2	Hitz	Janick	1993	Schweiz	SUI	4,300	8,850	0,0	13,150	4,800	9,100	0,0	13,900	4,800	9,250	0,0	14,050	3,000	9,200	0,0	12,200	4,700	7,150	0,0	11,850	4,600	8,150	0,0	12,750	77,900
11	23	Torregrosa	Borja	1994	Spanien 1	ESP	4,000	8,000	0,0	12,000	4,900	7,350	0,0	12,250	4,800	9,200	0,0	14,000	5,400	9,050	0,0	14,450	4,700	8,600	0,0	13,300	4,000	7,750	0,0	11,750	77,750
12	3	Wanner	Richard	1994	Schweiz	SUI	5,000	8,950	0,0	13,950	4,100	5,600	0,0	9,700	4,500	8,600	0,0	13,100	5,400	9,950	0,0	14,950	4,500	8,550	0,0	13,050	4,400	8,500	0,0	12,900	77,650
12	53	Sanvito	Michele	1993	Italien	ITA	4,300	8,300	0,0	12,600	4,300	8,500	0,0	12,800	3,800	8,450	0,0	12,250	5,400	8,600	0,1	13,900	4,200	8,900	0,0	13,100	4,300	8,700	0,0	13,000	77,650
14	22	Perez	Julian	1994	Spanien 1	ESP	4,800	8,200	0,0	13,000	3,300	6,000	0,0	9,300	4,500	9,200	0,0	13,700	6,200	9,400	0,0	15,600	4,700	8,350	0,0	13,050	4,500	8,200	0,0	12,700	77,350
15	61	Planke	Lars	1993	Club Njard	NOR	4,600	8,250	0,0	12,850	3,800	7,600	0,0	11,400	4,500	8,600	0,0	13,100	5,400	9,150	0,0	14,550	3,900	8,400	0,0	12,300	4,300	8,600	0,0	12,900	77,100
16	46	Polato	Gustavo	1993	Brasilien	BRA	5,000	7,900	0,0	12,900	4,600	5,500	0,0	10,100	4,900	7,850	0,0	12,750	5,800	8,900	0,0	14,700	4,600	9,150	0,0	13,750	4,800	7,950	0,0	12,750	76,950







Berlin, 02. April 2011

Ergebnisse / Results							Altersbereich / Age group																			Gesamt					
Platz	Start-Nr.	Name	Vorname	JG	Verein	Land	Jahrgänge 1993 / 1994			Jahrgänge 1993 / 1994			Jahrgänge 1993 / 1994			Jahrgänge 1993 / 1994			Jahrgänge 1993 / 1994			Jahrgänge 1993 / 1994			Reck						
							D_Bo	E_Bo	P_Bo	Boden	D_Pf	E_Pf	P_Pf	Pferd	D_Ri	E_Ri	P_Ri	Ringe	D_Sp	E_Sp	P_Sp	Sprung	D_Ba	E_Ba			P_Ba	Barren	D_Re	E_Re	P_Re
17	21	Tallon	Alberto	1993	Spanien 1	ESP	5,000	9,050	0,0	14,050	4,700	7,950	0,0	12,650	4,900	8,300	0,0	13,200	5,400	8,950	0,3	14,050	4,700	6,700	0,0	11,400	3,800	7,650	0,0	11,450	76,800
18	48	Arakawa	Felipe	1994	Brasilien	BRA	4,800	6,700	0,0	11,500	4,600	7,350	0,0	11,950	4,600	8,500	0,0	13,100	5,400	8,400	0,3	13,500	4,400	9,100	0,0	13,500	4,100	9,050	0,0	13,150	76,700
19	13	Kacprzyk	Konrad	1993	Polen	POL	4,400	8,850	0,0	13,250	4,200	7,450	0,0	11,650	4,300	9,000	0,0	13,300	5,400	8,700	0,0	14,100	4,100	8,600	0,0	12,700	3,900	7,750	0,0	11,650	76,650
20	16	Pozowski	Jacek	1994	Polen	POL	3,900	8,950	0,0	12,850	4,300	7,700	0,0	12,000	4,400	7,250	0,0	11,650	4,200	9,500	0,0	13,700	3,700	9,150	0,0	12,850	4,100	8,700	0,0	12,800	75,850
21	90	Martineau	Sandy	1994	Lyon	FRA	4,600	8,350	0,0	12,950	3,600	8,100	0,0	11,700	4,400	8,500	0,0	12,900	4,600	9,150	0,0	13,750	4,300	7,800	0,0	12,100	4,100	7,450	0,0	11,550	74,950
22	49	Burtscher	Alexander	1993	Österreich	AUT	4,300	7,850	0,0	12,150	4,200	8,600	0,0	12,800	3,200	8,350	0,0	11,550	3,800	8,950	0,0	12,350	3,800	8,950	0,0	12,750	4,100	8,550	0,0	12,650	74,250
23	29	Kosztka	Karl	1994	Niederlande 1	NED	4,700	8,450	0,0	13,150	3,200	5,050	0,0	8,250	4,500	7,900	0,0	12,400	5,400	9,150	0,0	14,550	4,200	8,100	0,0	12,300	4,500	8,700	0,0	13,200	73,850
24	103	Molopainen	Kasper	1993	Finnland	FIN	4,900	6,650	0,0	11,550	3,100	6,800	0,0	9,900	3,900	6,650	0,0	12,550	5,400	9,250	0,0	14,650	3,700	7,400	0,0	11,100	4,500	9,000	0,0	13,500	73,250
25	93	Arnon	Tom	1994	Israel	ISR	4,600	7,500	0,1	12,000	3,400	7,000	0,0	10,400	4,400	7,750	0,0	12,150	5,400	8,950	0,0	14,350	3,700	7,550	0,0	11,250	4,600	8,000	0,0	12,600	72,750
26	50	Fussenegger	Michael	1993	Österreich	AUT	4,700	7,600	0,0	12,300	4,200	5,050	0,0	9,250	4,500	8,200	0,0	12,700	6,200	8,050	0,3	13,950	3,700	8,200	0,0	11,900	4,200	8,200	0,0	12,400	72,500
27	69	Soos	Christopher	1993	Schweden	SWE	4,200	8,050	0,0	12,250	4,000	7,900	0,0	11,900	3,700	7,850	0,0	11,550	4,600	9,150	0,0	13,750	3,800	7,700	0,0	11,500	2,800	8,600	0,0	11,400	72,350
28	85	Brugman	Dylan	1994	Niederlande 2	NED	4,500	8,600	0,0	13,100	3,000	7,850	0,0	10,850	3,700	6,800	0,0	10,500	5,000	9,350	0,0	14,350	3,600	8,450	0,0	12,050	2,500	8,900	0,0	11,400	72,250
29	14	Wysocki	Michal	1993	Polen	POL	4,300	8,400	0,1	12,600	2,900	7,550	0,0	10,450	3,900	8,750	0,0	12,650	4,600	9,150	0,0	13,750	4,500	8,100	0,0	12,600	2,300	7,500	0,0	9,800	71,850
30	73	Lambin	Stephane	1994	Belgien 2	BEL	4,200	8,350	0,0	12,550	4,800	8,700	0,0	13,500	3,100	7,150	0,0	10,250	4,600	7,700	0,0	12,300	4,500	6,450	0,0	10,950	2,800	9,200	0,0	12,000	71,550
31	102	Titov	Pavel	1993	Finnland	FIN	4,200	8,200	0,0	12,400	4,000	8,450	0,0	12,450	2,400	7,750	0,0	10,150	5,400	8,700	0,0	14,100	3,700	7,550	0,0	11,250	2,700	8,400	0,0	11,100	71,450
32	6	Nithack	Niklas	1994	SC Berlin	GER	4,500	8,200	0,0	12,700	3,100	6,350	0,0	9,450	3,200	8,800	0,0	12,000	4,000	7,900	0,0	11,900	4,000	8,550	0,0	12,550	3,600	9,050	0,0	12,650	71,250







Berlin, 02. April 2011

Ergebnisse / Results							Altersbereich / Age group																								
Jahrgänge 1993 / 1994																									Gesamt						
Platz	Start-Nr.	Name	Vorname	JG	Verein	Land	D_Bo	E_Bo	P_Bo	Boden	D_Pf	E_Pf	P_Pf	Pferd	D_Ri	E_Ri	P_Ri	Ringe	D_Sp	E_Sp	P_Sp	Sprung	D_Ba	E_Ba		P_Ba	Barren	D_Re	E_Re	P_Re	Reck
33	105	Ranc	Paul-Alexis	1993	Monaco	MON	4,200	7,400	0,0	11,600	3,900	7,800	0,0	11,700	4,200	8,100	0,0	12,300	5,400	8,950	0,0	14,350	3,900	6,500	0,0	10,400	2,500	8,050	0,0	10,550	70,900
33	106	Dewitte	Adrien	1994	Monaco	MON	4,200	8,250	0,0	12,450	3,100	7,550	0,0	10,650	2,000	8,650	0,0	10,650	4,600	8,900	0,0	13,500	3,900	8,550	0,0	12,450	2,700	8,500	0,0	11,200	70,900
35	51	Kranzmüller	Severin	1994	Österreich	AUT	4,500	6,100	0,0	10,600	4,400	7,800	0,0	12,200	4,100	6,650	0,0	10,750	5,400	7,950	0,3	13,050	4,300	8,250	0,0	12,550	4,100	7,550	0,0	11,650	70,800
36	25	Mirzaev	Salohidden	1993	Usbekistan 1	USB	5,100	7,500	0,0	12,600	4,700	4,500	0,0	9,200	4,700	7,400	0,0	12,100	6,600	8,300	0,0	14,900	4,000	7,550	0,0	11,550	3,900	6,350	0,0	10,250	70,600
37	65	Ilic	Stefan	1993	Serbien	SER	4,000	8,800	0,0	12,800	2,900	6,600	0,0	9,500	2,900	8,250	0,0	11,150	4,600	8,900	0,1	13,300	3,800	7,950	0,0	11,750	3,600	8,200	0,0	11,800	70,300
38	66	Dejanovic	Bosan	1994	Serbien	SER	3,900	8,850	0,0	12,750	4,200	5,500	0,0	9,700	2,500	8,750	0,0	11,250	4,600	9,950	0,0	13,950	3,400	7,700	0,0	11,100	3,400	7,750	0,0	11,150	69,900
39	98	Gudmundsson	Gardar Egil	1994	Island	ISL	4,400	7,850	0,0	12,250	3,700	6,650	0,0	10,350	2,300	8,750	0,0	11,050	5,400	8,350	0,0	13,750	3,900	6,900	0,0	10,800	3,200	8,000	0,0	11,200	69,400
40	97	Sigurdarson	Sigurdur Andres	1994	Island	ISL	3,900	8,650	0,0	12,550	2,300	6,250	0,0	8,550	2,100	8,800	0,0	10,900	3,800	9,200	0,0	13,000	3,800	8,950	0,0	12,750	2,100	8,700	0,0	10,800	68,550
41	74	De Nyn	Zeger	1994	Belgien 2	BEL	4,800	7,750	0,3	12,250	4,000	3,500	0,0	7,500	4,000	8,050	0,0	12,050	5,400	9,100	0,0	14,500	3,700	6,000	0,0	9,700	4,000	8,100	0,0	12,100	68,100
42	15	Zon	Kamil	1993	Polen	POL	3,900	8,900	0,0	12,800	2,900	4,500	0,0	7,400	3,900	7,950	0,0	11,850	4,600	8,850	0,0	13,450	3,500	8,000	0,0	11,500	2,500	8,150	0,0	10,650	67,650
43	99	Hilmarsson	Hrobjartur Palmar	1994	Island	ISL	3,200	7,500	0,3	10,400	2,800	6,500	0,0	9,300	2,300	8,100	0,0	10,400	3,000	9,200	0,0	12,200	3,700	9,000	0,0	12,700	2,600	7,700	0,0	10,300	65,300
44	104	Päivänen	Jimi	1993	Finnland	FIN	4,100	9,200	0,0	13,300	3,500	6,700	0,0	10,200	0,000	0,000	0,0	0,000	4,600	9,450	0,0	14,050	3,600	9,100	0,0	12,700	2,100	8,400	0,0	10,500	60,750
45	81	Romanov	Yevgeniy	1993	Usbekistan 2	USB	3,000	8,200	0,0	11,200	3,700	5,150	0,0	8,850	2,100	2,200	0,0	4,300	4,600	8,650	0,0	13,250	3,200	7,450	0,0	10,650	3,300	7,050	0,0	10,350	58,600
46	17	Kenis	Daan	1994	Belgien 1	BEL	5,100	8,550	0,5	13,150	4,400	6,650	0,0	11,050	3,700	8,550	0,0	12,250	5,400	9,400	0,0	14,800	0,000	0,000	0,0	0,000	0,000	0,000	0,0	0,000	51,250
47	101	Saarenketo	Meikki	1994	Finnland	FIN	4,700	8,800	0,0	13,500	0,000	0,000	0,0	0,000	2,600	7,700	0,0	10,300	5,800	8,300	0,3	13,800	0,000	0,000	0,0	0,000	2,200	8,950	0,0	11,150	48,750
48	27	Shaulov	Eduard	1993	Usbekistan 1	USB	0,000	0,000	0,0	0,000	0,000	0,000	0,0	0,000	0,000	0,000	0,000	0,000	5,400	8,850	0,0	14,250	0,000	0,000	0,0	0,000	0,000	0,000	0,0	0,000	14,250







Berlin, 02. April 2011

Ergebnisse / Results							Altersbereich / Age group Jahrgänge 1995 / 1996 Year of birth 1995 / 1996															Gesamt									
Platz	Start-Nr.	Name	Vorname	JG	Verein	Land																									
							D_Bo	E_Bo	P_Bo	Boden	D_Pf	E_Pf	P_Pf	Pferd	D_Ri	E_Ri	P_Ri	Ringe	D_Sp	E_Sp	P_Sp	Sprung	D_Ba	E_Ba	P_Ba	Barren	D_Re	E_Re	P_Re	Reck	
1	39	Tulloch	Courtney	1995	Großbritannien	GBR	5,100	8,150	0,0	13,250	4,700	8,900	0,0	13,600	5,400	9,200	0,0	14,600	5,400	9,000	0,0	14,400	4,900	8,650	0,0	13,550	4,200	8,750	0,0	12,950	82,350
2	40	Wilson	Nile	1996	Großbritannien	GBR	4,900	8,850	0,0	13,750	4,300	8,750	0,0	13,050	4,600	7,300	0,0	11,900	6,200	8,800	0,0	15,000	5,000	8,700	0,0	13,700	5,100	9,250	0,0	14,350	81,750
3	30	Schmidt	Casimie	1995	Niederlande 1	NED	5,600	8,250	0,0	13,850	4,400	8,150	0,0	12,550	4,700	8,450	0,0	13,150	6,200	9,450	0,0	15,650	4,000	9,100	0,0	13,100	4,100	8,450	0,0	12,550	80,850
4	37	Baines	Frank	1995	Großbritannien	GBR	5,000	8,300	0,0	13,300	4,900	8,000	0,0	12,900	4,700	8,950	0,0	13,650	5,400	9,100	0,0	14,500	5,000	8,700	0,0	13,700	4,300	8,200	0,0	12,500	80,550
5	42	Sato	Takumi	1995	Japan	JPN	4,600	8,100	0,0	12,700	4,400	7,850	0,0	12,250	4,900	8,900	0,0	13,800	5,400	9,000	0,0	14,400	4,900	8,700	0,0	13,600	4,100	8,400	0,0	13,500	80,250
6	4	Baumann	Christian	1995	Schweiz	SUI	4,800	8,650	0,1	13,350	4,300	7,350	0,0	11,650	4,800	8,900	0,0	13,700	5,400	8,650	0,0	14,050	4,700	8,800	0,0	13,500	4,300	8,900	0,0	13,200	79,450
6	43	Shirai	Kenzo	1996	Japan	JPN	5,200	9,400	0,0	14,600	3,600	7,600	0,0	11,200	4,300	9,000	0,0	13,300	5,400	9,300	0,0	14,700	4,600	8,350	0,0	12,950	3,800	8,900	0,0	12,700	79,450
8	55	Bartolini	Nicola	1996	Italien	ITA	4,600	8,550	0,0	13,150	4,400	8,950	0,0	13,350	3,500	8,900	0,0	12,400	5,400	8,950	0,0	14,350	4,300	9,300	0,0	13,600	3,400	9,150	0,0	12,550	79,400
9	89	Clerc	Rémi	1996	Lyon	FRA	4,800	8,150	0,0	12,950	4,000	8,050	0,0	12,050	4,400	9,100	0,0	13,500	5,400	9,200	0,0	14,600	4,600	8,800	0,0	13,400	3,400	8,350	0,0	11,750	78,250
10	54	Landini	Filippo	1995	Italien	ITA	4,800	7,750	0,5	12,050	4,400	8,150	0,0	12,550	4,300	8,850	0,0	13,150	5,400	9,050	0,0	14,450	4,600	9,150	0,0	13,750	4,500	7,200	0,0	11,700	77,650
11	36	Kpata	Jordan	1995	Frankreich 1	FRA	4,600	8,200	0,0	12,800	4,200	7,700	0,0	11,900	3,200	8,700	0,0	11,900	5,400	9,050	0,0	14,450	4,400	9,100	0,0	13,500	4,600	8,450	0,0	13,050	77,600
12	20	Gentges	Maxime	1995	Belgien 1	BEL	4,600	8,700	0,0	13,300	4,600	8,250	0,0	12,850	4,200	8,050	0,0	12,250	5,400	8,450	0,1	13,750	4,400	7,600	0,0	12,000	4,100	8,650	0,0	12,950	77,100
13	19	Abrassart	Tom	1995	Belgien 1	BEL	4,600	7,850	0,1	12,350	4,500	8,200	0,0	12,700	4,700	8,300	0,0	13,000	5,400	8,500	0,0	13,900	4,500	7,750	0,0	12,250	3,700	7,750	0,0	11,450	75,650
14	32	Verhofstadt	Bram	1995	Niederlande 1	NED	4,700	8,350	0,0	13,050	3,700	8,100	0,0	11,800	4,300	8,250	0,0	12,550	5,400	8,850	0,0	14,250	3,000	7,800	0,0	10,800	3,800	8,800	0,0	12,600	75,050
15	31	van Tienderen	Bryan	1995	Niederlande 1	NED	3,900	9,300	0,0	13,200	3,400	8,550	0,0	11,950	3,100	8,450	0,0	11,550	4,600	9,200	0,0	13,800	3,600	8,950	0,0	12,550	2,600	9,300	0,0	11,900	74,950
16	71	Kirmes	Oskar	1995	Schweden	SWE	4,900	8,550	0,2	13,250	4,500	7,100	0,0	11,600	3,600	8,150	0,0	11,750	4,600	9,050	0,0	13,650	4,200	8,650	0,0	12,850	3,400	7,950	0,0	11,350	74,450







Berlin, 02. April 2011

Ergebnisse / Results							Altersbereich / Age group Year of birth 1995 / 1996																Gesamt								
Platz	Start-Nr.	Name	Vorname	JG	Verein	Land																									
							D_Bo	E_Bo	P_Bo	Boden	D_Pf	E_Pf	P_Pf	Pferd	D_Ri	E_Ri	P_Ri	Ringe	D_Sp	E_Sp	P_Sp	Sprung	D_Ba	E_Ba	P_Ba	Barren	D_Re	E_Re	P_Re	Reck	
17	18	De Castro	Ricardo	1995	Belgien 1	BEL	5,000	8,150	0,1	13,050	5,100	6,250	0,0	11,350	2,900	8,050	0,0	10,950	5,400	8,550	0,0	13,950	4,300	8,500	0,0	12,800	4,200	8,100	0,0	12,300	74,400
17	63	Kalvó	Odin	1995	Club Njard	NOR	4,500	8,550	0,0	13,050	3,600	7,850	0,0	11,450	3,600	8,300	0,0	11,900	4,600	9,550	0,0	14,150	3,800	8,400	0,0	12,200	3,600	8,050	0,0	11,650	74,400
19	35	Boulet	Edgar	1995	Frankreich 1	FRA	4,900	7,650	0,3	12,250	4,300	4,550	0,0	8,850	4,200	7,700	0,0	11,900	6,200	8,850	0,1	14,950	3,900	8,900	0,0	12,800	4,700	7,950	0,0	12,650	73,400
20	67	Ilic	Gavrilo	1995	Serbien	SER	4,300	8,600	0,0	12,900	3,600	7,450	0,0	11,050	4,100	8,400	0,0	12,500	4,600	9,450	0,0	14,050	3,800	7,250	0,0	11,050	3,800	7,250	0,0	11,050	72,600
21	70	Green	Carl	1995	Schweden	SWE	4,500	8,350	0,0	12,850	3,700	6,100	0,0	9,800	2,500	6,550	0,0	11,050	5,400	9,600	0,0	15,000	3,700	8,900	0,0	12,500	3,200	7,600	0,0	10,800	72,000
22	26	Azimov	Abdula	1996	Usbekistan 1	USB	4,300	8,300	0,0	12,600	4,600	7,950	0,0	12,550	3,900	6,650	0,0	10,550	4,000	8,600	0,0	12,600	3,900	7,800	0,0	11,700	3,300	8,400	0,0	11,700	71,700
23	7	Dykmann	Pavel	1996	SC Berlin	GER	4,300	8,400	0,0	12,700	3,600	4,600	0,0	8,200	3,100	8,600	0,0	11,700	4,600	8,750	0,0	13,350	3,300	8,950	0,0	12,250	3,000	8,900	0,0	11,900	70,100
24	87	van der Valk	Yitse	1996	Niederlande 2	NED	4,200	8,400	0,0	12,600	3,800	7,350	0,0	11,150	2,700	7,650	0,0	10,350	3,800	8,800	0,0	12,600	3,700	7,800	0,0	11,500	2,900	8,450	0,0	11,350	69,550
25	62	Giachino	Pietro	1995	Club Njard	NOR	4,400	8,250	0,0	12,650	3,700	6,400	0,0	10,100	2,800	8,150	0,0	10,950	4,000	7,600	0,0	11,600	3,000	8,350	0,0	11,350	3,400	8,300	0,0	11,700	68,350
26	83	Ismoilov	Husniddin	1995	Usbekistan 2	USB	4,000	7,300	0,1	11,200	3,300	6,100	0,0	9,400	3,500	7,200	0,0	10,700	3,800	9,250	0,0	13,050	3,900	7,400	0,0	11,300	3,000	8,550	0,0	11,550	67,200
27	60	Peters	Jan-Ole	1995	Berlin / Brandenburg	GER	4,200	8,150	0,0	12,350	3,100	5,700	0,0	8,800	3,200	8,250	0,0	11,450	4,000	9,000	0,0	13,000	3,700	7,400	0,0	11,100	3,700	6,500	0,0	10,200	66,900
28	95	Yanuka	Moran	1996	Israel	ISR	4,300	8,750	0,0	13,050	3,100	1,500	0,0	4,600	4,000	7,900	0,0	11,900	3,800	9,000	0,0	12,800	3,900	8,950	0,0	12,850	2,100	8,100	0,0	10,200	65,400
29	86	Jacobs	Rick	1996	Niederlande 2	NED	4,600	9,250	0,0	13,850	0,000	0,000	0,0	0,000	3,600	8,650	0,0	12,250	4,600	9,350	0,0	13,950	3,900	8,350	0,0	12,250	2,900	9,000	0,0	11,900	64,200
30	84	Abdurahimov	Rasuljon	1996	Usbekistan 2	USB	4,100	8,650	0,5	12,250	3,200	4,600	0,0	7,800	2,300	7,500	0,0	9,800	3,800	8,900	0,0	12,700	3,200	7,750	0,0	10,950	1,800	8,850	0,0	10,650	64,150
31	82	Rustamov	Aliyor	1996	Usbekistan 2	USB	4,000	7,650	0,0	11,650	3,400	5,900	0,0	9,300	2,400	7,500	0,0	9,900	3,800	7,800	0,0	11,600	3,600	6,500	0,0	10,100	2,400	7,600	0,0	10,000	62,550
32	100	Reinhardsson	Valgard	1996	Island	ISL	4,100	8,000	0,0	12,100	2,300	6,500	0,0	8,800	2,700	6,400	0,0	9,100	4,000	9,050	0,0	13,050	3,600	8,750	0,0	12,350	2,500	4,250	0,0	6,750	62,150

Berlin, 02. April 2011







Ergebnisse / Results		Altersbereich / Age group Jahrgänge 1995 / 1996 Year of birth 1995 / 1996																				Gesamt									
Platz	Start-Nr.	Name	Vorname	JG	Verein	Land																									
							D_Bo	E_Bo	P_Bo	Boden	D_Pf	E_Pf	P_Pf	Pferd	D_Ri	E_Ri	P_Ri	Ringe	D_Sp	E_Sp	P_Sp	Sprung	D_Ba	E_Ba	P_Ba	Barren	D_Re	E_Re	P_Re	Reck	
33	91	Kichou	Rayan	1996	Lyon	FRA	4,600	7,750	0,0	12,350	0,000	0,000	0,0	0,000	4,300	8,150	0,0	12,450	4,600	9,500	0,0	14,100	3,900	6,350	0,0	10,250	2,700	8,700	0,0	11,400	60,550
34	96	Shehter	Yair	1996	Israel	ISR	4,100	7,750	0,0	11,850	2,600	6,700	0,0	9,300	3,200	8,000	0,0	11,200	4,000	7,850	0,1	11,750	2,800	3,750	0,0	6,550	2,900	6,000	0,0	8,900	59,550
35	75	Joris	Joachim	1995	Belgien 2	BEL	4,400	7,000	0,0	11,400	0,000	0,000	0,0	0,000	4,400	7,050	0,0	11,450	4,600	9,050	0,0	13,650	4,200	7,150	0,0	11,350	2,900	8,500	0,0	11,400	59,250
36	76	Pieters	Alex	1996	Belgien 2	BEL	0,000	0,000	0,0	0,000	0,000	0,000	0,0	0,000	3,800	7,000	0,0	10,800	5,400	9,300	0,0	14,700	0,000	0,000	0,0	0,000	0,000	0,000	0,0	0,000	25,500
37	109	Stopiky	Kfir	1995	Israel	ISR	4,200	7,450	0,0	11,650	3,500	6,500	0,0	10,000	0,000	0,000	0,0	0,000	0,000	0,000	0,0	0,000	0,000	0,000	0,0	0,000	0,000	0,000	0,0	0,000	21,650
38	107	Racca	Loris	1995	Monaco	MON	0,000	0,000	0,0	0,000	4,300	6,850	0,0	11,150	0,000	0,000	0,0	0,000	0,000	0,000	0,0	0,000	0,000	0,000	0,0	0,000	0,000	0,000	0,0	0,000	11,150

Berlin, 02. April 2011

Ergebnisse / Results		Altersbereich / Age group Jahrgänge 1997 und jünger Year of birth 1997 and younger																				Gesamt									
Platz	Start-Nr.	Name	Vorname	JG	Verein	Land																									
							D_Bo	E_Bo	P_Bo	Boden	D_Pf	E_Pf	P_Pf	Pferd	D_Ri	E_Ri	P_Ri	Ringe	D_Sp	E_Sp	P_Sp	Sprung	D_Ba	E_Ba	P_Ba	Barren	D_Re	E_Re	P_Re	Reck	
1	38	Bevan	Brinn	1997	Großbritannien	GBR	4,700	8,400	0,0	13,100	4,400	8,750	0,0	13,150	4,600	8,650	0,0	13,250	5,400	8,400	0,0	13,800	4,800	9,150	0,0	13,950	4,200	8,400	0,0	12,600	79,850
2	11	Yermakov	Eduard	1998	Ukraine	UKR	5,000	8,350	0,0	13,350	4,800	8,750	0,0	13,550	5,000	8,850	0,0	13,850	4,600	8,700	0,0	13,300	4,700	8,550	0,0	13,250	4,300	7,900	0,0	12,200	79,500
3	44	Horiuchi	Shuto	1997	Japan	JPN	4,700	8,200	0,2	12,700	4,500	6,650	0,0	11,150	4,500	8,900	0,0	13,400	5,400	8,800	0,0	14,200	3,600	8,250	0,0	11,850	4,500	7,300	0,0	11,800	75,100
4	56	Russo	Andrea	1997	Italien	ITA	4,400	7,500	0,0	11,900	4,400	8,500	0,0	12,900	3,800	7,400	0,0	11,200	4,600	9,000	0,0	13,600	4,200	7,500	0,0	11,700	4,100	9,050	0,0	13,150	74,450
5	94	Dolgopyat	Artem	1997	Israel	ISR	4,700	7,750	0,0	12,450	4,300	8,050	0,0	12,350	3,300	8,100	0,0	11,400	4,000	9,000	0,0	13,000	4,500	7,650	0,0	12,150	3,900	8,200	0,0	12,000	73,350
6	10	Abakumov	Oleksandr	1997	Ukraine	UKR	4,400	7,900	0,0	12,300	4,500	7,550	0,0	12,050	4,200	8,600	0,0	12,800	4,000	8,950	0,0	13,050	4,100	8,150	0,0	12,250	3,400	7,300	0,0	10,700	73,150
7	72	Wanström	Kim	1998	Schweden	SWE	4,400	8,600	0,0	13,000	3,000	7,200	0,0	10,200	3,200	8,400	0,0	11,600	4,600	8,850	0,0	13,450	3,200	8,950	0,0	12,150	2,600	8,900	0,0	11,500	71,900
8	88	van den Boogaard	Nico	1997	Niederlande 2	NED	4,300	8,700	0,1	12,900	3,700	6,700	0,0	10,400	4,600	7,900	0,0	12,500	4,000	9,200	0,0	13,200	4,300	7,400	0,0	11,700	3,500	7,600	0,0	11,100	71,800
9	52	Mairoser	Johannes	1998	Österreich	AUT	4,100	8,200	0,0	12,300	3,300	6,850	0,0	10,150	3,500	8,700	0,0	12,200	4,000	8,550	0,1	12,450	4,100	8,600	0,0	12,700	3,200	8,250	0,0	11,450	71,250
10	24	Minojosa	Savier	1997	Spanien 1	ESP	4,100	8,800	0,0	12,900	3,000	7,850	0,0	10,850	2,300	8,900	0,0	11,200	4,600	9,200	0,0	13,800	3,900	7,200	0,0	11,100	2,600	8,600	0,0	11,200	71,050
11	12	Kotsyuban	Vladyslav	1998	Ukraine	UKR	4,900	7,800	0,0	12,700	3,800	4,500	0,0	8,300	4,500	8,450	0,0	12,950	4,600	8,950	0,0	13,550	4,600	8,200	0,0	12,800	3,300	7,150	0,0	10,450	70,750
12	8	Dunkel	Nils	1997	SC Berlin	GER	3,900	7,050	0,0	10,950	4,400	7,350	0,0	11,750	4,200	8,100	0,0	12,300	3,800	8,400	0,0	12,200	4,300	7,750	0,0	12,050	2,500	8,800	0,0	11,300	70,550
12	68	Velickovic	Petar	1997	Serbien	SER	4,400	8,550	0,0	12,950	4,000	7,100	0,0	11,100	2,800	8,750	0,0	11,550	4,000	7,750	0,3	11,450	3,500	8,600	0,0	12,100	2,400	9,000	0,0	11,400	70,550
14	58	Sabrowski	Lucas	1997	Berlin / Brandenburg	GER	3,400	8,500	0,0	11,900	3,300	5,400	0,0	8,700	3,000	8,600	0,0	11,600	4,000	9,200	0,0	13,200	3,400	8,300	0,0	11,700	2,400	8,750	0,0	11,150	68,250
15	59	Engler	Marius	1998	Berlin / Brandenburg	GER	3,600	8,450	0,0	12,050	3,300	5,350	0,0	8,650	2,400	8,600	0,0	11,000	3,800	8,600	0,0	12,400	3,200	7,900	0,0	11,100	3,000	7,500	0,0	10,500	65,700
16	108	Piotte	Lilian	1998	Monaco	MON	2,300	8,600	0,0	10,900	3,000	7,200	0,0	10,200	2,300	7,300	0,0	9,600	3,800	8,600	0,0	12,400	2,600	5,800	0,0	8,400	1,800	8,150	0,0	9,950	61,450



Berlin, 02. April 2011

Ergebnisse / Results		Altersbereich / Age group																													
		Jahrgänge 1997 und jünger Year of birth 1997 and younger																													
Platz	Start-Nr.	Name	Vorname	JG	Verein	Land																			Gesamt						
							D_Bo	E_Bo	P_Bo	Boden	D_Pf	E_Pf	P_Pf	Pferd	D_Ri	E_Ri	P_Ri	Ringe	D_Sp	E_Sp	P_Sp	Sprung	D_Ba	E_Ba		P_Ba	Barren	D_Re	E_Re	P_Re	Reck
17	64	Skotner	Mads	1998	Club Njard	NOR	4,400	7,200	0,0	11,600	2,100	2,000	0,0	4,100	2,200	8,350	0,0	10,550	4,000	8,700	0,0	12,700	3,000	8,750	0,0	11,750	2,100	6,950	0,0	9,050	59,750
18	28	Kadirov	Timur	1997	Usbekistan 1	USB	4,200	7,400	0,0	11,600	2,100	0,000	0,0	2,100	3,100	7,650	0,0	10,750	3,800	7,500	0,3	11,000	3,300	6,250	0,0	9,550	2,300	7,550	0,0	9,850	54,850
19	92	Dal Zovo	Lucas	1997	Lyon	FRA	4,100	7,000	0,0	11,100	3,300	5,650	0,0	8,950	0,000	0,000	0,0	0,000	4,600	9,200	0,0	13,800	3,900	8,000	0,0	11,900	0,000	0,000	0,0	0,000	45,750