







# 17th International Junior-Team-Cup April 14th, 2012 - Berlin / Germany

## Mannschaftsergebnis / team result




Land	Verein							Gesamt	Platz
		Boden Floor	Pauschenpferd Pommel Horse	Ringe Rings	Sprung Vault	Barren Parallel Bars	Reck Horizontal Bar		
SUI	Schweiz	40,750	39,550	40,350	46,300	41,750	39,850	248,550	1
GBR	Großbritannien	42,500	42,150	37,800	45,300	41,000	38,450	247,200	2
FRA	Frankreich 1	41,350	38,500	40,200	46,400	40,650	39,750	246,850	3
FRA	Frankreich 2	40,700	39,350	39,600	44,950	40,600	38,950	244,150	4
BRA	Brasilien	40,750	38,100	38,350	45,900	40,100	37,600	240,800	5
SPA	Spanien	41,750	37,250	39,550	44,750	39,000	36,750	239,050	6
GER	Deutschland	39,200	38,250	39,550	43,450	38,400	38,850	237,700	7
BEL	Belgien	40,250	38,150	38,650	42,600	39,450	37,950	237,050	8
UKR	Ukraine	40,450	37,900	37,550	43,750	40,050	35,500	235,200	9
ROU	Rumänien	40,850	34,850	37,600	42,850	38,100	36,300	230,550	10
SWE	Schweden 1	41,300	37,150	33,350	43,600	37,700	36,100	229,200	11
LTU	Litauen	38,850	36,700	36,800	42,550	37,100	36,300	228,300	12
NED	Niederlande 2	39,600	36,050	38,700	41,500	36,550	35,600	228,000	13
VIE	Vietnam	37,350	35,000	34,900	44,450	37,900	35,650	225,250	14
AUT	Österreich 1	40,950	34,350	35,500	41,600	38,150	33,650	224,200	15
SWE	Schweden 2	40,000	37,600	32,900	40,750	38,000	31,900	221,150	16
AUT	Österreich 2	39,750	34,100	34,000	41,100	38,400	33,800	221,150	17
GER	SC Berlin	39,100	33,700	33,400	40,900	36,500	34,300	217,900	18
FIN	Finnland	39,000	33,500	31,050	42,400	36,250	33,100	215,300	19
LAT	Riga Gymnastics School	37,350	32,400	32,550	41,550	36,000	32,900	212,750	20
GBR	Schottland 1	39,300	31,100	32,000	39,300	37,850	32,250	211,800	21
GER	SC Cottbus	37,400	29,750	32,600	40,150	36,550	30,000	206,450	22

17th International Junior-Team-Cup  
 April 14th, 2012 - Berlin / Germany

Mannschaftsergebnis / team result



Land	Verein							Gesamt	Platz
		Boden Floor	Pauschenpferd Pommel Horse	Ringe Rings	Sprung Vault	Barren Parallel Bars	Reck Horizontal Bar		
GBR	Schottland 2	36,100	33,200	29,100	40,000	36,850	30,600	205,850	23
CYP	Zypern	29,000	34,500	32,900	39,900	35,550	33,450	205,300	24
BLR	Weißrussland	25,850	36,850	37,200	28,350	37,650	34,650	200,550	25
NED	Niederlande 1	39,850	34,750	23,200	44,300	24,150	34,050	200,300	26
JOR	Jordanien	25,850	36,250	31,000	28,600	33,350	27,900	182,950	27

17th International Junior-Team-Cup  
 April 14th, 2012 - Berlin / Germany  
 Agegroup I - Jahrgänge 1994 - 1995



Ergebnisse / Results

Start-Nr.	Vorname	Name	JG	AG	Land	Verein							Gesamt	Platz
							Boden Floor	Pauschenpferd Pommel Horse	Ringe Rings	Sprung Vault	Barren Parallel Bars	Reck Horizontal Bar		
87	Eddy	Yusof	1994	I	SUI	Schweiz	13,600	13,250	13,800	15,650	14,300	12,850	83,450	1
88	Christian	Baumann	1995	I	SUI	Schweiz	13,600	12,700	13,750	15,200	14,100	13,700	83,050	2
22	Lucas	de Souza Bitencourt	1994	I	BRA	Brasilien	13,450	12,550	13,700	15,650	13,900	13,200	82,450	3
32	Edgar	Boulet	1995	I	FRA	Frankreich 1	14,100	12,450	13,550	15,300	13,300	13,450	82,150	4
48	Robert	Tvorogal	1994	I	LTU	Litauen	12,950	13,600	13,150	15,050	13,700	13,550	82,000	5
40	James	Hall	1995	I	GBR	Großbritannien	13,200	13,650	13,500	14,750	14,000	12,400	81,500	6
89	Christian	Kopp	1995	I	SUI	Schweiz	13,550	13,350	12,800	15,150	13,350	12,950	81,150	7
36	Jordan	Kpata	1995	I	FRA	Frankreich 2	13,100	13,500	12,450	15,550	13,350	13,050	81,000	8
30	Loris	Frasca	1995	I	FRA	Frankreich 1	13,400	12,650	12,800	15,550	13,300	13,100	80,800	9
93	Borja	Torregrosa	1994	I	SPA	Spanien	13,500	13,700	13,050	14,150	13,450	12,750	80,600	10
20	Daan	Kenis	1994	I	BEL	Belgien	13,400	12,150	13,100	14,800	13,600	13,250	80,300	11
31	Antoine	Borello	1994	I	FRA	Frankreich 1	13,850	12,200	12,850	14,650	13,100	13,000	79,650	12
18	Bram	Louwije	1994	I	BEL	Belgien	13,700	12,950	13,100	14,500	13,300	12,050	79,600	13
70	Daniel	Radeanu	1994	I	ROU	Rumänien	14,550	12,750	12,600	14,800	12,600	11,850	79,150	14
7	Tim	Leibiger	1994	I	GER	Deutschland	13,600	12,100	12,600	14,600	12,950	13,250	79,100	15
69	Andrei	Groza	1994	I	ROU	Rumänien	13,550	10,900	13,150	14,700	13,850	12,700	78,850	16
103	Thang Tung	Le	1995	I	VIE	Vietnam	13,250	10,900	12,700	15,400	13,950	12,450	78,650	17
112	Veliko	Tushev	1995	I	BUL	Bulgarien	13,650	12,550	13,250	13,900	12,650	12,600	78,600	18
33	Benjamin	Dekeyne	1994	I	FRA	Frankreich 2	13,550	12,700	12,850	14,550	13,550	11,350	78,550	19
92	Roberto	Alvarez	1994	I	SPA	Spanien	14,700	11,450	12,800	14,600	12,750	11,900	78,200	20
97	Ruslan	Kulaxizov	1994	I	UKR	Ukraine	13,400	11,900	12,350	14,050	13,900	11,800	77,400	21
5	Daniel	Weinert	1994	I	GER	Deutschland	12,400	14,150	13,700	14,400	9,750	12,950	77,350	22
91	Julian	Perez	1994	I	SPA	Spanien	13,550	11,300	13,450	15,500	12,200	11,050	77,050	23
95	Ilya	Yegorov	1995	I	UKR	Ukraine	14,100	13,100	12,600	11,750	13,600	11,800	76,950	24
21	Daniel	Santos da Silva	1994	I	BRA	Brasilien	13,300	11,700	10,900	14,800	13,150	12,850	76,700	25
19	Maxime	Gentges	1995	I	BEL	Belgien	13,150	13,050	12,250	13,100	12,550	12,500	76,600	26

17th International Junior-Team-Cup  
 April 14th, 2012 - Berlin / Germany  
 Agegroup I - Jahrgänge 1994 - 1995



Ergebnisse / Results

Start-Nr.	Vorname	Name	JG	AG	Land	Verein							Gesamt	Platz
							Boden Floor	Pauschenpferd Pommel Horse	Ringe Rings	Sprung Vault	Barren Parallel Bars	Reck Horizontal Bar		
80	Oskar	Kirmes	1995	I	SWE	Schweden 1	14,500	12,500	10,800	14,150	12,450	12,000	76,400	27
79	Christopher	Soos	1994	I	SWE	Schweden 1	13,400	12,250	11,850	14,650	12,050	12,100	76,300	28
52	Casimir	Schmidt	1995	I	NED	Niederlande 1	13,100	11,900	13,300	16,000	10,600	10,600	75,500	29
99	Aliaksei	Kushneryk	1994	I	BLR	Weißrussland	12,600	12,150	12,850	13,900	12,500	11,450	75,450	30
90	Taha	Serhani	1995	I	SUI	Schweiz	12,850	12,950	7,600	15,450	13,300	13,200	75,350	31
10	Mike	Hindermann	1994	I	GER	Deutschland 2	13,300	10,900	11,600	15,300	12,150	11,800	75,050	32
81	Arsalan	Chenarakipoor	1995	I	SWE	Schweden 1	13,400	12,400	10,700	13,550	12,950	12,000	75,000	33
26	Olli	Kanerva	1994	I	FIN	Finnland	12,200	12,400	11,450	13,900	12,750	12,250	74,950	34
59	Severin	Kranzlmüller	1994	I	AUT	Österreich 1	13,500	10,100	12,300	13,650	12,800	12,450	74,800	35
55	Bram	Verhofstad	1995	I	NED	Niederlande 2	13,600	11,850	12,300	14,150	11,050	11,600	74,550	36
1	Niklas	Nithack	1994	I	GER	SC Berlin	13,200	11,100	12,350	14,000	12,650	11,150	74,450	37
98	Volodymyr	Grybuk	1994	I	UKR	Ukraine	12,950	10,900	12,600	14,850	12,000	11,050	74,350	38
105	Phuong Thanh	Dinh	1995	I	VIE	Vietnam	12,000	11,900	11,300	14,750	12,100	12,000	74,050	39
46	Rainers	Sledevskis	1995	I	LAT	Riga Gymnastics School	12,600	11,250	11,300	14,000	12,900	11,400	73,450	40
6	Lukas	Schlotterer	1994	I	GER	Deutschland	11,750	12,000	13,250	12,650	13,200	10,600	73,450	40
63	Stephan	Trattnig	1995	I	AUT	Österreich 2	13,050	11,350	12,050	14,200	11,000	11,750	73,400	42
45	Aleksejs	Pajada	1994	I	LAT	Riga Gymnastics School	12,500	11,400	11,200	13,700	12,250	10,900	71,950	43
84	Michael	Trane	1995	I	SWE	Schweden 2	12,500	13,250	10,150	13,300	12,150	10,300	71,650	44
108	Charalampos	Melanarkitis	1996	I	CYP	Zypern	12,950	11,350	12,100	12,600	11,400	11,050	71,450	45
60	Daniel	Kopeinik	1995	I	AUT	Österreich 1	12,550	10,100	11,850	14,350	12,450	9,750	71,050	46
75	James	Griffin	1994	I	GBR	Schottland 2	12,800	10,900	9,600	12,650	12,650	9,950	68,550	47
13	Hannes	Winkler	1997	I	GER	SC Cottbus	12,600	9,200	10,950	13,250	11,700	9,850	67,550	48
47	Nikita	Getmans	1995	I	LAT	Riga Gymnastics School	12,250	9,750	10,050	13,850	10,850	10,600	67,350	49
82	Carl	Green	1995	I	SWE	Schweden 1	12,950	10,800	5,700	14,800	12,300	10,350	66,900	50
39	Anthony	Wise	1995	I	GBR	Großbritannien	14,600	14,100	0,000	15,100	9,500	13,000	66,300	51
72	Grant	Millar	1994	I	GBR	Schottland 1	11,550	11,050	8,600	13,800	9,850	9,650	64,500	52

17th International Junior-Team-Cup  
 April 14th, 2012 - Berlin / Germany  
 Agegroup I - Jahrgänge 1994 - 1995



Ergebnisse / Results

Start-Nr.	Vorname	Name	JG	AG	Land	Verein							Gesamt	Platz
							Boden Floor	Pauschenpferd Pommel Horse	Ringe Rings	Sprung Vault	Barren Parallel Bars	Reck Horizontal Bar		
102	Dzianis	Sanuvonh	1995	I	BLR	Weißrussland	13,250	11,200	12,000	14,450	0,000	11,950	62,850	53
23	Fellipe Raphael	Arakawa Ferreira	1994	I	BRA	Brasilien	14,000	13,250	13,300	14,650	4,450	0,000	59,650	54
71	Douglas	Ross	1994	I	GBR	Schottland 1	13,250	9,450	10,800	12,300	12,900	0,000	58,700	55
27	Aaro	Lamberg	1994	I	FIN	Finnland	12,800	10,800	10,400	13,250	0,000	10,300	57,550	56
51	Karl	Kosztka	1994	I	NED	Niederlande 1	13,400	11,250	0,000	14,600	0,000	12,300	51,550	57
35	Anthony	Randrianasolo	1995	I	FRA	Frankreich 2	0,000	13,150	13,500	0,000	11,800	12,800	51,250	58
25	Heikki	Saarenketo	1994	I	FIN	Finnland	13,200	0,000	0,000	14,950	11,600	10,550	50,300	59
101	Artsiom	Tsiareshka	1995	I	BLR	Weißrussland	0,000	13,500	12,350	0,000	12,750	11,250	49,850	60
42	Ahmad	Abu Al Soud	1995	I	JOR	Jordanien	0,000	12,850	9,850	0,000	12,050	8,600	43,350	61
106	Vu Hung	Do	1994	I	VIE	Vietnam	12,100	10,600	0,000	14,300	0,000	0,000	37,000	62
100	Uladzislau	Karpuk	1994	I	BLR	Weißrussland	0,000	0,000	0,000	0,000	12,400	0,000	12,400	63