







Berlin, 28. Februar 2009

Altersbereich / Age group**Ergebnisse / Results****Jahrgänge 91 / 92****Year of birth 91 / 92**







Platz	Start-Nr.	Name	Vorname	JG	Verein	Land							Gesamt all around
							Boden Floor	Pferd Pommel Horse	Ringe Rings	Sprung Vault	Barren Parallel Bars	Reck Horizon- tal Bar	
1	41	Yokoyama	Sho	1	Japan	JPN	13,000	14,100	13,800	15,050	14,350	13,350	83,650
2	49	Deurloo	Bart	1	Niederlande	NEL	14,000	12,800	13,300	15,650	13,900	13,550	83,200
3	18	Zona	Jim	1	Pôle France Lyon I	FRA	13,600	13,350	13,450	14,850	13,250	13,900	82,400
4	48	Guščinas	Rokas	1	Litauen	LTU	13,500	12,400	14,000	14,250	13,950	12,900	81,000
5	47	Prušinskas	Patrikas	1	Litauen	LTU	12,950	13,100	12,550	14,450	13,000	13,050	79,100
6	29	Taylor	Ben	1	Großbritannien	GBR	13,550	11,650	12,200	15,500	12,550	13,500	78,950
7	5	Lando	Paulo	1	SC Berlin	GER	12,700	13,150	12,550	14,250	13,950	11,850	78,450
7	83	Meier	Michael	1	Schweiz	SUI	12,400	12,000	12,950	15,000	13,550	12,550	78,450
9	68	Gonzalez	Fabian	1	Spanien I	ESP	14,250	12,350	12,600	14,000	12,850	12,300	78,350
10	1	Thijs	Tomas	1	Belgien	BEL	14,000	11,100	12,900	14,900	12,850	12,550	78,300
11	57	Egermann	Julian	1	Österreich	AUT	12,950	12,500	11,050	15,050	13,250	12,250	77,050
12	10	Jursch	Christopher	1	SC Cottbus	GER	13,300	13,700	13,650	14,500	10,600	10,550	76,300
12	58	Dyrmishi	Xheni	1	Österreich	AUT	12,550	12,750	12,250	14,100	12,800	11,850	76,300
14	13	Sawatzky	Michael	1	SV Halle	GER	11,200	11,900	12,300	15,400	13,200	12,200	76,200
15	82	Ernsberger	Ralf	1	SC Berlin	GER	12,950	12,700	12,700	13,550	12,700	11,300	75,900
16	19	Vanacker	Mathieu	1	Pôle France Lyon I	FRA	11,150	13,200	12,800	14,500	12,550	11,500	75,700
17	65	Argalas	Martin	1	Slovakei	SLK	12,650	10,450	12,200	13,500	12,700	12,300	73,800
18	46	Stoškus	Arnas	1	Litauen	LTU	12,300	11,400	12,050	13,350	12,000	12,400	73,500
19	21	Clavier	Benjamin	1	Pôle France Lyon II	FRA	12,900	10,150	11,400	13,600	12,650	12,050	72,750
20	22	Adam	Florian	1	Pôle France Lyon II	FRA	12,950	11,250	11,450	13,500	11,050	12,100	72,300
21	17	Poilane	Félix	1	Pôle France Lyon I	FRA	11,600	12,650	12,150	12,350	11,050	12,300	72,100
22	25	Augugliaro	Guillaume	1	Pôle France Avignon	FRA	11,450	12,400	13,550	14,100	7,550	12,350	71,400
22	61	Bortolin	Siro	1	Schweiz	SUI	13,650	13,250	11,200	14,100	13,450	5,750	71,400
24	71	Gonzalez	Juan Manuel	1	Spanien I	ESP	12,800	9,850	11,300	14,450	11,350	11,550	71,300
25	60	Wadl	Robin	1	Österreich	AUT	13,250	10,550	10,200	13,850	12,050	11,350	71,250
26	59	Wadl	Florian	1	Österreich	AUT	12,350	12,000	10,300	13,100	12,200	11,200	71,150

Berlin, 28. Februar 2009

Altersbereich / Age group**Ergebnisse / Results**







Jahrgänge 91 / 92

Year of birth 91 / 92

Platz	Start-Nr.	Name	Vorname	JG	Verein	Land							Gesamt all around
							Boden Floor	Pferd Pommel Horse	Ringe Rings	Sprung Vault	Barren Parallel Bars	Reck Horizon- tal Bar	
27	53	Bletterman	Michel	1	TSH Heerenveen	NED	13,150	5,050	13,150	13,500	13,300	12,850	71,000
28	37	Ferrari	Fabio	1	Italien	ITA	12,400	6,800	11,150	13,750	13,100	13,250	70,450
29	28	Lair	Aymeric	1	Pôle France Avignon	FRA	11,800	7,000	13,450	14,400	12,550	10,850	70,050
30	64	Michnak	Slavomir	1	Slovakei	SLK	12,850	9,600	10,300	13,250	12,250	10,850	69,100
31	33	Katz	Nir	1	Israel	ISR	12,150	10,000	10,700	13,900	11,850	9,800	68,400
32	72	Vera	Adria	1	Spanien II	ESP	12,100	10,600	10,300	12,000	8,300	9,250	62,550
33	6	Herder	Philipp	1	SC Berlin	GER	12,000	12,650	0,000	13,300	12,350	11,650	61,950
34	11	Grötsch	Alexander	1	SC Cottbus	GER	0,000	12,050	12,050	0,000	13,450	10,750	48,300

Berlin, 28. Februar 2009







Altersbereich / Age group**Ergebnisse / Results****Jahrgänge 93 / 94****Year of birth 93 / 94**

Platz	Start-Nr.	Name	Vorname	JG	Verein	Land							Gesamt all around
							Boden Floor	Pferd Pommel Horse	Ringe Rings	Sprung Vault	Barren Parallel Bars	Reck Horizon- tal Bar	
1	43	Hoshijima	Hiroki	2	Japan	JPN	13,800	12,950	13,650	14,900	14,750	13,300	83,350
2	63	Tomcik	Christopher	2	Schweiz	SUI	13,450	12,950	13,350	14,150	13,850	11,500	79,250
3	3	Neuteleers	Thomas	2	Belgien	BEL	13,200	11,050	12,900	14,650	13,700	13,350	78,850
4	62	Hegi	Oliver	2	Schweiz	SUI	12,350	13,350	13,650	14,600	12,650	12,150	78,750
5	7	Hoang Viet	Thao	2	SC Berlin	GER	13,950	12,200	13,250	14,000	12,900	11,850	78,150
6	26	Tanchaud	Valentin	2	Pôle France Avignon	FRA	12,450	12,050	12,400	13,050	13,900	12,450	76,300
7	70	Tallon	Alberto	2	Spanien I	ESP	12,850	11,950	12,950	14,450	12,550	11,300	76,050
8	84	Krause	Marc	2	SC Cottbus	GER	11,550	12,650	13,400	13,200	13,100	12,050	75,950
9	38	Edalli	Ludovico	2	Italien	ITA	13,200	12,400	12,500	13,400	12,600	11,650	75,750
10	4	Kenis	Daan	2	Belgien	BEL	13,150	11,050	10,500	13,500	13,300	13,200	74,700
11	50	Kosztka	Karl	2	Niederlande	NEL	13,250	11,900	12,450	13,400	12,300	11,300	74,600
12	23	Szymczack	Loïs	2	Pôle France Lyon II	FRA	12,800	11,400	11,400	13,700	12,350	12,250	73,900
13	40	Taito	Emiliano	2	Italien	ITA	13,600	10,000	10,900	13,750	12,400	12,750	73,400
14	20	Philippe	Mathias	2	Pôle France Lyon I	FRA	12,850	11,400	10,300	14,400	12,050	12,200	73,200
15	8	Niethack	Niklas	2	SC Berlin	GER	13,400	10,950	11,100	12,500	13,000	12,100	73,050
16	15	Arendt	Florian	2	SV Halle	GER	12,900	12,400	10,500	12,850	12,850	11,500	73,000
17	39	Sanvito	Michele	2	Italien	ITA	12,800	12,550	10,350	12,600	11,800	12,300	72,400
18	34	Arnon	Tom	2	Israel	ISR	12,600	10,600	11,400	13,750	11,600	11,400	71,350
19	66	Kiss	Michal	2	Slovakei	SLK	12,800	11,850	9,850	12,800	12,300	10,200	69,800
20	69	Abad	Nestor	2	Spanien I	ESP	11,900	9,500	11,250	13,800	10,800	12,450	69,700
21	24	Martineau	Sandy	2	Pôle France Lyon II	FRA	12,750	9,200	11,600	12,350	11,100	12,600	69,600
22	77	Ardin	Anthony	2	Pôle France Avignon	FRA	12,600	9,400	11,300	12,250	11,100	11,650	68,300
23	12	Gallay	Lukas	2	SC Cottbus	GER	12,200	8,250	11,900	13,400	12,450	10,000	68,200
24	79	Louwije	Bram	2	Belgien	BEL	12,400	9,250	11,900	12,500	11,200	10,750	68,000
25	35	Ziv	Daniel	2	Israel	ISR	11,500	9,400	9,400	12,050	10,450	7,450	60,250
26	78	Orient	Robin	2	Pôle France Avignon	FRA	11,800	8,250	0,000	13,750	11,900	10,750	56,450

Berlin, 28. Februar 2009

Ergebnisse / Results**Altersbereich / Age group****Jahrgänge 93 / 94****Year of birth 93 / 94**

Start- Platz	Nr.	Name	Vorname	JG	Verein	Land
27	42	Hasegawa	Tomomasa	2	Japan	JPN







						Gesamt
Boden	Pferd	Ringe	Sprung	Barren	Reck	
Floor	Pommel Horse	Rings	Vault	Parallel Bars	Horizon- tal Bar	all around
0,000	0,000	0,000	0,000	0,000	0,000	0,000

Berlin, 28. Februar 2009

Ergebnisse / Results

Altersbereich / Age group







Jahrgänge 95 und jünger
Year of birth 95 and younger

Platz	Start-Nr.	Name	Vorname	JG	Verein	Land							Gesamt all around
							Boden Floor	Pferd Pommel Horse	Ringe Rings	Sprung Vault	Barren Parallel Bars	Reck Horizon- tal Bar	
1	44	Kondo	Hiroki	3	Japan	JPN	13,750	11,050	13,650	13,850	14,450	14,050	80,800
2	30	Shouls	Toby	3	Großbritannien	GBR	13,750	12,000	11,550	13,000	13,600	12,500	76,400
3	45	Kuzmickas	Tomas	3	Litauen	LTU	13,700	9,950	12,100	13,450	13,400	13,100	75,700
4	80	Tushev	Veliko	3	Bulgarien	BUL	11,850	12,750	12,800	13,000	12,400	11,250	74,050
5	56	Jacobs	Rick	3	TSH Heerenveen	NED	12,200	12,400	11,650	12,600	12,850	10,250	71,950
6	32	Liddiard	Matthew	3	Großbritannien	GBR	11,700	11,900	11,400	12,650	12,850	11,200	71,700
7	52	Rijken	Frank	3	Niederlande	NEL	12,650	11,450	11,200	12,200	11,250	12,450	71,200
8	51	Willer	Kaz	3	Niederlande	NEL	12,200	7,250	12,850	13,850	13,800	11,150	71,100
9	16	Pflüger	Adrian	3	SV Halle	GER	13,350	11,600	10,000	12,700	12,750	9,600	70,000
10	54	van	Bryan	3	TSH Heerenveen	NED	12,800	12,300	10,350	12,300	10,850	10,750	69,350
11	73	Plata	Joel	3	Spanien II	ESP	12,600	11,150	10,150	12,200	12,050	10,550	68,700
12	67	Potancok	Samuel	3	Slovakei	SLK	12,150	10,950	9,100	11,800	12,600	10,650	67,250
13	31	Woodford	Sam	3	Großbritannien	GBR	12,750	6,400	9,500	13,800	13,250	11,050	66,750
14	74	Hinojosa	Javier	3	Spanien II	ESP	12,800	8,900	9,400	13,450	11,900	10,100	66,550
15	14	Winkler	Jan	3	SV Halle	GER	12,150	10,300	10,050	11,000	11,200	10,800	65,500
16	27	Anikin	Benjamin	3	Pôle France Avignon	FRA	12,750	5,450	12,150	13,100	10,250	11,650	65,350
16	76	Carraz	Nicolas	3	Pôle France Avignon	FRA	11,600	7,700	11,650	12,200	12,650	9,550	65,350
18	55	Zuidema	Justen	3	TSH Heerenveen	NED	10,850	12,150	11,600	0,000	13,550	12,050	60,200
19	75	Traid	Kevin	3	Spanien II	ESP	12,000	6,100	9,950	11,300	10,650	10,000	60,000
20	81	Tushev	Vladimir	3	Bulgarien	BUL	11,500	6,300	10,950	11,450	12,350	5,750	58,300
21	36	Shehter	Yair	3	Israel	ISR	11,450	2,100	9,700	12,000	6,450	3,250	44,950

Berlin, 28. Februar 2009

Ergebnisse / Results

Mannschaft / Team

									
	Verein	Land	<u>Boden</u>	<u>Pferd</u>	<u>Ringe</u>	<u>Sprung</u>	<u>Barren</u>	<u>Reck</u>	<u>Gesamt</u>
Platz	Team		Floor	Pommel Horse	Rings	Vault	Parallel Bars	Horizontal Bar	all around
1	Japan	JPN	40,550	38,100	41,100	43,800	43,550	40,700	247,800
2	Schweiz	SUI	39,500	39,550	39,950	43,750	40,850	36,200	239,800
3	Litauen	LTU	40,150	36,900	38,650	42,150	40,350	39,050	237,250
4	Pôle France Lyon I	FRA	38,050	39,200	38,400	43,750	37,850	38,400	235,650
5	Niederlande	NEL	39,900	36,150	38,600	42,900	40,000	37,300	234,850
6	Belgien	BEL	40,350	33,200	37,700	43,050	39,850	39,100	233,250
7	SC Berlin	GER	40,050	38,000	36,900	41,550	39,850	35,800	232,150
8	Großbritannien	GBR	40,050	35,550	35,150	42,300	39,700	37,200	229,950
9	SC Cottbus	GER	37,050	38,400	39,100	41,100	39,000	33,350	228,000
10	Spanien I	ESP	39,900	34,150	36,850	42,900	36,750	36,300	226,850
11	Italien	ITA	39,600	34,950	34,550	40,900	38,100	38,300	226,400
12	Österreich	AUT	38,750	37,250	33,600	43,000	38,250	35,450	226,300
13	TSH Heerenveen	NED	38,150	36,850	36,400	38,400	39,700	35,650	225,150
14	Pôle France Avignon	FRA	37,000	31,450	39,400	41,600	36,700	36,450	222,600
15	SV Halle	GER	38,400	35,900	32,850	40,950	38,800	34,500	221,400
16	Pôle France Lyon II	FRA	38,650	32,800	34,450	40,800	36,100	36,950	219,750
17	Slovakei	SLK	38,300	33,250	32,350	39,550	37,600	33,800	214,850
18	Spanien II	ESP	37,500	30,650	30,400	37,650	34,600	30,650	201,450
19	Israel	ISR	36,250	30,000	31,800	39,700	33,900	28,650	200,300