



13th INTERNATIONAL JUNIOR TEAM-CUP

March 1st, 2008 in Berlin

www.internationaler-junior-team-cup.de



- Italia - ITA
- Spain - ESP
- Japan - JPN
- France - FRA
- Poland - POL
- Finland - FIN
- Austria - AUT
- Canada - CAN
- Belarus - BLR
- Belgium - BEL
- Portugal - POR
- Slovenia - SLO
- Australia - AUS
- Lithuania - LTU
- Switzerland - SUI
- SC Cottbus - GER
- GER Mix 1 - GER
- GER Mix 2 - GER
- Netherlands - NED
- Team Berlin - GER
- United States of America - USA
- Switzerland NKL-Liestal - SUI

Bänfer^{GmbH}

all equipment for sports Offizieller Geräteausstatter des IJTC

ERGEBNISSE - RESULTS

INTERNATIONALER







Junior

TEAM-CUP

Berlin, 01. März 2008







Ergebnisse / Results

Mannschaft / Team

Platz	Verein Team	Land							Gesamt all around
			Boden Floor	Pferd Pommel Horse	Ringe Rings	Sprung Vault	Barren Parallele Bars	Reck Horizontal Bar	
1	Japan	JPN	42,150	38,500	42,050	45,500	40,300	42,450	250,950
2	Schweiz	SUI	41,600	39,900	41,650	44,650	41,850	41,200	250,850
3	Spanien	ESP	40,850	38,950	43,250	45,650	38,600	41,950	249,250
4	Weißrussland	BLR	39,550	41,500	41,000	44,200	40,400	40,500	247,150
5	Deutschland Mix I	GER	40,300	39,000	40,900	44,350	39,950	40,300	244,800
6	Pole France Lyon	FRA	39,450	40,150	39,250	44,400	40,800	40,600	244,650
7	Berlin	GER	40,450	39,600	39,250	42,550	40,200	38,850	240,900
8	Kanada	CAN	41,150	37,650	38,550	42,600	40,700	39,850	240,500
9	Belgien	BEL	38,650	39,450	37,700	43,000	39,550	40,750	239,100
10	Österreich I	AUT	38,200	37,550	40,700	44,100	38,450	39,500	238,500
11	Niederlande	NED	41,700	37,900	38,600	41,500	37,850	40,700	238,250
12	Portugal	POR	38,550	38,700	39,700	42,350	38,700	37,700	235,700
13	Litauen	LTU	39,450	37,500	39,350	41,600	38,550	38,800	235,250
14	Italien	ITA	39,950	37,300	39,600	40,500	39,300	37,650	234,300
15	KTV Chemnitz	GER	38,750	37,700	39,400	42,600	35,300	36,950	230,700
16	Iowa	USA	38,500	34,950	37,400	43,150	37,050	38,300	229,350
17	NKL Liestal	SUI	38,800	35,650	37,550	40,000	39,150	36,750	227,900
18	Pôle Espoir Avignon	FRA	40,050	35,900	38,050	39,400	38,650	35,800	227,850
19	Region PACA	FRA	38,800	36,400	37,250	43,750	35,250	36,100	227,550
20	SC Cottbus	GER	38,000	34,700	36,900	40,450	37,450	37,350	224,850
21	Australien	AUS	39,300	39,750	39,500	40,100	35,350	30,400	224,400
22	Vlaanderen	BEL	39,300	31,750	36,700	43,650	35,750	34,600	221,750
23	Polen	POL	37,950	29,300	38,850	41,800	35,650	37,750	221,300
24	O&O Zwijndrecht / TAG	NED	37,150	34,050	35,700	38,800	37,050	35,600	218,350
25	Österreich II	AUT	38,350	31,300	35,550	38,700	36,700	35,500	216,100
26	Slovenien	SLO	36,900	32,050	28,200	37,250	36,400	32,900	203,700
27	Finnland	FIN	37,150	35,500	23,600	40,050	33,300	24,050	193,650
28	Capital Gymnastics NTC of VA	USA	35,700	27,050	33,450	37,700	29,400	27,500	190,800







Berlin, 01. März 2008

Altersbereich / Age group**Ergebnisse / Results****Jahrgänge 90 / 91****Year of birth 90 / 91**

Platz	Start-Nr.	Name	Vorname	JG	Verein	Land							Gesamt all around
							Boden Floor	Pferd Pommel Horse	Ringe Rings	Sprung Vault	Barren Parallel Bars	Reck Horizon- tal Bar	
1	104	Bazan	Christian	1	Spanien	ESP	14,900	12,850	15,450	15,800	13,450	13,800	86,250
2	37	Fischer	Lucas	1	Schweiz	SUI	13,750	13,050	14,400	14,600	15,150	14,850	85,800
3	14	Sejima	Ryuzo	1	Japan	JPN	14,300	13,800	13,500	15,300	13,800	14,600	85,300
4	93	Simões	Gustavo	1	Portugal	POR	13,250	14,000	15,500	15,000	13,900	13,350	85,000
5	13	Shiroma	Tosho	1	Japan	JPN	14,250	13,400	14,100	15,700	12,200	14,450	84,100
6	106	Sorrer	Philip	1	Berlin	GER	11,850	13,200	15,000	14,650	14,250	15,000	83,950
7	25	Prystauka	Alaksandr	1	Weißrussland	BLR	13,300	13,000	14,350	15,350	13,350	13,750	83,100
8	59	Krimmer	Sebastian	1	Deutschland Mix I	GER	13,150	13,150	13,350	14,750	14,300	14,150	82,850
9	42	Lopez	Ruben	1	Spanien	ESP	12,950	12,350	14,900	15,200	12,700	14,400	82,500
10	38	Stillhart	Mirco	1	Schweiz	SUI	13,650	13,000	14,000	15,050	13,550	12,850	82,100
11	64	Bykov	Ivan	1	KTV Chemnitz	GER	13,950	12,900	13,650	15,650	11,850	13,800	81,800
12	100	Guscinas	Rokas	1	Litauen	LTU	13,450	13,350	13,250	14,600	12,950	14,150	81,750
13	27	Bulauski	Pavel	1	Weißrussland	BLR	13,450	13,850	14,050	14,100	13,150	12,700	81,300
14	26	Bykau	Artsiom	1	Weißrussland	BLR	12,800	14,650	12,600	14,750	12,950	12,850	80,600
15	43	Bermejo	Eduardo	1	Spanien	ESP	13,000	13,750	12,900	14,650	12,450	13,750	80,500
16	117	Reginiak	Bartosz	1	Polen	POL	12,600	12,700	14,450	14,150	13,300	12,950	80,150
17	5	Gentges	Gilles	1	Belgien	BEL	13,100	12,600	13,350	14,600	12,950	13,500	80,100
18	7	Bourgeois	Jeremy	1	Belgien	BEL	13,000	12,700	12,950	13,600	13,400	13,800	79,450
19	65	Rickards	Jack	1	Australien	AUS	13,000	14,700	14,100	14,100	12,250	10,950	79,100
19	12	Deurloo	Bart	1	Niederlande	NED	13,850	12,250	13,100	13,950	12,850	13,100	79,100
21	69	Rossi	Gabriel	1	Österreich I	AUT	13,000	12,750	13,700	14,900	12,450	12,200	79,000
22	86	Peter	Bastian	1	Pole France Lyon	FRA	11,500	13,050	13,500	13,750	12,300	14,600	78,700
23	6	Schroé	Kristof	1	Belgien	BEL	12,450	13,800	11,350	14,800	12,700	13,450	78,550
24	89	Desolati	Jakopo	1	Italien	ITA	13,300	12,900	13,350	13,500	13,300	11,900	78,250
25	70	Decker	Matthias	1	Österreich I	AUT	12,300	12,500	13,100	14,400	12,150	13,150	77,600
26	63	Lindner	Florian	1	KTV Chemnitz	GER	12,650	12,750	13,200	14,300	12,500	12,050	77,450

Berlin, 01. März 2008

Altersbereich / Age group**Ergebnisse / Results****Jahrgänge 90 / 91****Year of birth 90 / 91**

Platz	Start-Nr.	Name	Vorname	JG	Verein	Land							Gesamt all around
							Boden Floor	Pferd Pommel Horse	Ringe Rings	Sprung Vault	Barren Parallel Bars	Reck Horizon- tal Bar	
27	33	Lair	Aymric	1	Region PACA	FRA	12,800	12,100	13,550	14,700	11,750	12,500	77,400
28	72	Egermann	Julian	1	Österreich I	AUT	12,900	11,950	12,100	14,800	12,700	12,600	77,050
29	51	Alberhasky	Lance	1	Iowa	USA	12,650	12,550	12,750	14,350	11,900	12,600	76,800
29	109	Loran	Anderson	1	Kanada	CAN	14,100	12,750	12,500	14,050	11,650	11,750	76,800
31	60	Schaich	André	1	Deutschland Mix I	GER	13,400	11,100	13,450	13,950	12,550	12,200	76,650
31	95	Gomes	Pedro	1	Portugal	POR	12,850	13,000	12,550	13,650	12,500	12,100	76,650
33	9	Spoelstra	Gawein	1	Niederlande	NED	12,100	13,000	12,800	13,900	12,250	12,250	76,300
34	54	Toeback	Jonas	1	Vlaanderen	BEL	13,150	10,200	12,450	15,350	13,000	12,000	76,150
35	50	Hichwa	Paul	1	Iowa	USA	13,650	11,700	11,250	14,550	12,600	12,150	75,900
35	103	Burinskas	Julius	1	Litauen	LTU	12,850	12,000	12,950	13,500	12,200	12,400	75,900
37	102	Stoskus	Arnas	1	Litauen	LTU	12,350	11,350	13,150	13,500	12,850	12,250	75,450
38	21	Schreiber	Silvan	1	NKL Liestal	SUI	13,350	11,950	13,300	13,850	11,550	11,400	75,400
39	49	Foreman	Cameron	1	Iowa	USA	12,200	8,800	13,400	14,250	12,550	13,550	74,750
40	94	Romero	Diogo	1	Portugal	POR	12,450	11,700	11,650	13,700	12,300	12,250	74,050
41	74	Schwab	Matthias	1	Österreich II	AUT	13,000	11,200	10,950	13,450	12,550	12,700	73,850
42	99	Kohlhaas	Sam	1	Capital Gymnastics NTC of	USA	13,300	11,850	11,500	12,800	11,600	11,850	72,900
43	101	Prusinskas	Patrikas	1	Litauen	LTU	13,150	12,150	12,500	13,450	12,750	8,850	72,850
44	73	Dyrmishi	Xheni	1	Österreich II	AUT	12,650	10,900	12,800	12,600	12,050	11,350	72,350
45	20	De Vries	Boudewijn	1	O&O Zwijndrecht / TAG	NED	12,050	11,400	10,550	12,050	12,400	13,150	71,600
46	113	Gallay	Lucas	1	SC Cottbus	GER	12,550	10,450	11,750	13,650	11,950	11,050	71,400
47	29	Campergue	Benjamin	1	Pôle Espoir Avignon	FRA	12,250	11,400	12,350	12,900	11,100	10,600	70,600
48	39	Rossi	Kevin	1	Schweiz	SUI	14,200	12,600	13,250	15,000	13,150	0,000	68,200
49	90	Blanchi	Francesco	1	Italien	ITA	13,350	12,300	0,000	13,650	12,950	13,300	65,550
50	28	Haravets	Kiryl	1	Weißrussland	BLR	12,400	11,400	0,000	13,650	13,900	13,900	65,250
51	81	Stevanovic	Ziko	1	Slovenien	SLO	11,950	10,600	7,000	11,950	12,200	11,150	64,850
52	34	Mermet	Anthony	1	Region PACA	FRA	13,000	12,200	0,000	14,350	12,300	12,450	64,300

Berlin, 01. März 2008

Altersbereich / Age group**Ergebnisse / Results**

Jahrgänge 90 / 91

Year of birth 90 / 91

Platz	Start-Nr.	Name	Vorname	JG	Verein	Land							Gesamt all around
							Boden Floor	Pferd Pommel Horse	Ringe Rings	Sprung Vault	Barren Parallel Bars	Reck Horizon- tal Bar	
53	87	Lorentz	Mickael	1	Pole France Lyon	FRA	12,400	10,850	0,000	15,350	13,000	12,200	63,800
54	98	Friedel	Jay	1	Capital Gymnastics NTC of	USA	10,950	4,900	11,450	12,900	11,450	11,250	62,900
55	80	Pekkanen	Jarkko	1	Finnland	FIN	12,150	12,450	11,400	13,650	11,850	0,000	61,500
56	77	Kanerva	Juho	1	Finnland	FIN	13,050	11,600	0,000	13,700	11,100	11,250	60,700
57	57	Toba	Andreas	1	Deutschland Mix I	GER	13,750	12,800	14,100	15,650	0,000	0,000	56,300
58	97	Astrow	Jared	1	Capital Gymnastics NTC of	USA	11,450	10,300	10,500	12,000	6,350	4,400	55,000
59	40	Friedli	Philipp	1	Schweiz	SUI	0,000	13,850	13,200	0,000	12,950	13,500	53,500
60	71	Auer	Roland	1	Österreich I	AUT	0,000	12,300	13,900	0,000	13,300	13,750	53,250
61	58	Wittenberg-	Max	1	Deutschland Mix I	GER	0,000	13,050	0,000	0,000	13,100	13,950	40,100
62	78	Hartman	Samuel	1	Finnland	FIN	11,950	10,750	0,000	12,700	0,000	0,000	35,400
63	53	Verbeke	Barend	1	Vlaanderen	BEL	12,750	0,000	0,000	14,150	0,000	0,000	26,900







Berlin, 01. März 2008

Ergebnisse / Results

Altersbereich / Age group

Jahrgänge 92 / 93

Year of birth 92 / 93

Start- Platz	Nr.	Name	Vorname	JG	Verein	Land							Gesamt all around
							Boden Floor	Pferd Pommel Horse	Ringe Rings	Sprung Vault	Barren Parallel Bars	Reck Horizon- tal Bar	
1	88	Lima	Mauricio	2	Pole France Lyon	FRA	14,100	14,350	13,200	14,750	13,850	13,450	83,700
2	112	Birl	Jaylan	2	Kanada	CAN	13,750	12,350	12,700	14,900	13,300	13,250	80,250
3	110	Vacca	Max	2	Kanada	CAN	13,300	12,550	13,350	13,650	13,500	13,500	79,850
4	85	Vanacker	Mathieu	2	Pole France Lyon	FRA	12,950	12,750	12,550	14,300	13,950	12,550	79,050
5	11	Bletterman	Michel	2	Niederlande	NED	13,600	12,650	12,700	13,650	12,300	14,000	78,900
6	111	Watson	Robert	2	Kanada	CAN	12,800	12,000	11,950	13,400	13,900	13,100	77,150
7	115	Jursch	Christopher	2	SC Cottbus	GER	13,200	12,450	12,500	13,050	11,700	13,500	76,400
8	8	Verbaeys	Jimmy	2	Belgien	BEL	12,550	12,950	11,400	12,950	13,200	12,650	75,700
9	22	Zweifel	Adrian	2	NKL Liestal	SUI	12,200	12,250	11,650	13,150	12,650	12,600	74,500
10	114	Krause	Marc	2	SC Cottbus	GER	12,250	11,800	12,600	13,750	12,600	11,050	74,050
10	35	Noel	Benoit	2	Region PACA	FRA	13,000	12,100	12,200	14,700	10,900	11,150	74,050
12	108	Gössl	Ricardo	2	Berlin	GER	13,000	11,700	10,700	13,800	12,500	12,250	73,950
13	96	Galvan	Ivan	2	Kanada	CAN	11,750	10,200	12,650	14,650	12,900	11,350	73,500
14	56	Neuteleers	Thomas	2	Vlaanderen	BEL	12,400	11,150	12,400	13,850	10,750	12,350	72,900
15	55	Thys	Tomas	2	Vlaanderen	BEL	13,400	10,400	11,850	14,150	12,000	10,250	72,050
16	30	Randrianosolo	Cedric	2	Pôle Espoir Avignon	FRA	13,050	11,150	10,900	12,800	11,950	11,600	71,450
17	119	Kacprzyk	Konrad	2	Polen	POL	12,800	5,350	12,700	13,950	13,350	12,350	70,500
18	75	Fußenegger	Michael	2	Österreich II	AUT	12,700	9,200	11,800	12,650	12,100	11,450	69,900
19	23	Bourquin	Luc	2	NKL Liestal	SUI	11,150	9,400	11,850	13,000	13,350	10,350	69,100
20	83	Alhady	Omar	2	Slovenien	SLO	11,000	9,350	11,500	11,700	12,400	10,400	66,350
21	105	Hoang Viet	Thao	2	Berlin	GER	13,700	12,600	13,550	14,100	0,000	11,600	65,550
22	84	Zunko	Zan	2	Slovenien	SLO	12,950	10,650	7,500	12,550	10,100	11,350	65,100
23	91	Lodadio	Marco	2	Italien	ITA	13,300	12,100	13,200	13,350	13,050	0,000	65,000
24	52	Landau	Mitchell	2	Iowa	USA	10,600	10,700	7,350	12,550	11,450	12,000	64,650
25	92	Polini	Glancario	2	Italien	ITA	13,100	0,000	13,050	13,150	12,600	12,450	64,350
26	82	Mauric	Primoz	2	Slovenien	SLO	12,000	10,800	9,200	12,750	11,800	5,350	61,900

Berlin, 01. März 2008

Altersbereich / Age group

Jahrgänge 92 / 93

Year of birth 92 / 93

Ergebnisse / Results

Start- Platz	Nr.	Name	Vorname	JG	Verein	Land							<u>Gesamt</u> all around
							<u>Boden</u> Floor	<u>Pferd</u> Pommel Horse	<u>Ringe</u> Rings	<u>Sprung</u> Vault	<u>Barren</u> Parallel Bars	<u>Reck</u> Horizon- tal Bar	
27	79	Niva	Heikki	2	Finnland	FIN	0,000	11,450	12,200	12,150	10,350	12,800	58,950
28	36	Berthoux	Sebastien	2	Region PACA	FRA	12,800	10,550	11,500	12,750	11,200	0,000	58,800
29	67	Hunt	Alex	2	Australien	AUS	0,000	13,200	12,150	12,750	10,900	7,300	56,300
30	15	Hasegawa	Tomomasa	2	Japan	JPN	13,600	0,000	13,600	14,500	0,000	13,400	55,100
31	107	Herder	Philipp	2	Berlin	GER	13,750	13,800	0,000	12,950	13,450	0,000	53,950
32	116	Pauleit	Ivan	2	SC Cottbus	GER	0,000	9,400	11,800	0,000	12,900	12,800	46,900
33	68	Stacey	Declan	2	Australien	AUS	12,500	0,000	13,250	13,050	0,000	0,000	38,800
34	118	Pyrz	Sebastian	2	Polen	POL	0,000	11,250	0,000	0,000	0,000	12,450	23,700

Berlin, 01. März 2008

Ergebnisse / Results

Altersbereich / Age group

Jahrgänge 94 und jünger

Year of birth 94 and younger

Platz	Start-Nr.	Name	Vorname	JG	Verein	Land							Gesamt all around
							Boden Floor	Pferd Pommel Horse	Ringe Rings	Sprung Vault	Barren Parallel Bars	Reck Horizon- tal Bar	
1	16	Hoshijima	Hiroki	3	Japan	JPN	12,350	11,300	14,350	14,250	14,300	12,850	79,400
2	31	Randrianos	Anthony	3	Pôle Espoir Avignon	FRA	13,950	12,600	13,300	13,700	13,850	11,500	78,900
3	32	Tanchaud	Valentin	3	Pôle Espoir Avignon	FRA	13,050	11,900	12,400	12,600	12,850	12,700	75,500
4	10	Fernald	Gaetan	3	Niederlande	NED	14,250	9,450	11,950	13,400	12,700	13,600	75,350
5	66	Bedggood	Domonic	3	Australien	AUS	13,800	11,850	11,800	12,950	12,200	12,150	74,750
6	24	Brunner	Janick	3	NKL Liestal	SUI	13,250	11,450	12,400	11,200	13,150	12,750	74,200
7	121	Zuidema	Justin	3	O&O Zwijndrecht / TAG	NED	12,550	11,650	13,100	12,750	12,100	11,550	73,700
8	19	Kosztka	Karl	3	O&O Zwijndrecht / TAG	NED	11,900	8,050	12,050	13,500	12,550	10,900	68,950
9	62	Kühn	Florian	3	KTV Chemnitz	GER	12,150	10,150	11,250	12,650	10,950	11,100	68,250
10	17	Rijken	Frank	3	O&O Zwijndrecht / TAG	NED	12,550	11,000	9,900	12,550	10,900	10,050	66,950
11	120	Kempny	Damian	3	Polen	POL	12,550	5,150	11,700	13,700	9,000	10,900	63,000
12	61	Kunze	Hannes	3	KTV Chemnitz	GER	0,000	12,050	12,550	0,000	10,800	10,850	46,250