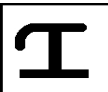

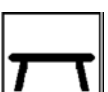





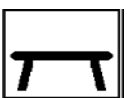

# Rangliste Art Gymnastics

## Juniorinnen Einzelwertung

Rang	Name	Jg	Team									Total
				D	End	D	End	D	End	D	End	
1	Ilaria Kaeslin	97	SUI 1 / SFG Chiasso	4.4	13.46 <sup>1</sup>	4.2	11.66 <sup>2</sup>	5.2	12.30 <sup>4</sup>	4.8	13.16 <sup>1</sup>	<b>50.58</b>
2	Jannika Greber	98	Deutschland SSV Ulm	4.4	13.16 <sup>3</sup>	3.9	11.23 <sup>3</sup>	5.2	12.50 <sup>3</sup>	4.6	12.73 <sup>2</sup>	<b>49.62</b>
3	Manon Cormoreche	96	Pôle France Marseille	4.4	11.96 <sup>22</sup>	5.0	11.93 <sup>1</sup>	5.3	12.80 <sup>1</sup>	4.8	12.60 <sup>3</sup>	<b>49.29</b>
4	Amélie Pauffert	97	Pôle France Marseille	4.4	12.76 <sup>7</sup>	3.8	11.06 <sup>4</sup>	4.8	12.80 <sup>1</sup>	4.6	11.66 <sup>10</sup>	<b>48.28</b>
5	Alice Jelmini	97	SUI 1 / SFG Giubiasco	4.4	12.90 <sup>5</sup>	3.4	10.40 <sup>6</sup>	4.3	11.00 <sup>18</sup>	4.5	12.36 <sup>6</sup>	<b>46.66</b>
6	Emeline Magniant	98	Pôle France Marseille	4.6	12.56 <sup>11</sup>	4.0	10.06 <sup>12</sup>	4.9	11.60 <sup>13</sup>	4.7	12.40 <sup>5</sup>	<b>46.62</b>
7	Annika Göttler	96	Deutschland SSV Ulm	4.2	12.30 <sup>16</sup>	3.2	10.26 <sup>8</sup>	4.9	12.30 <sup>4</sup>	3.9	11.66 <sup>10</sup>	<b>46.52</b>
8	Conny Giussani	97	SUI 2 / SFG Morbio-Inf.	4.4	12.63 <sup>9</sup>	3.8	10.16 <sup>9</sup>	4.4	12.00 <sup>8</sup>	4.6	11.70 <sup>9</sup>	<b>46.49</b>
9	Jin Yi Hoekstra	98	Niederlande	4.0	12.86 <sup>6</sup>	3.6	9.43 <sup>15</sup>	5.2	11.70 <sup>11</sup>	4.9	12.36 <sup>6</sup>	<b>46.35</b>
10	Nadine Schulz	96	NKL / TV Basel	4.4	13.10 <sup>4</sup>	5.1	10.43 <sup>5</sup>	4.6	11.70 <sup>11</sup>	3.9	10.90 <sup>19</sup>	<b>46.13</b>
11	Nicole Hitz	97	SUI 1 / TV Rüti ZH	4.6	13.20 <sup>2</sup>	4.8	9.90 <sup>13</sup>	4.9	11.60 <sup>13</sup>	4.6	11.33 <sup>16</sup>	<b>46.03</b>
12	Johanna Cano	96	Pôle France Marseille	4.2	12.13 <sup>21</sup>	2.6	10.30 <sup>7</sup>	4.5	10.40 <sup>23</sup>	4.5	12.60 <sup>3</sup>	<b>45.43</b>
13	Marinke Jacobs	98	Niederlande	4.0	12.56 <sup>11</sup>	2.9	10.10 <sup>11</sup>	4.8	11.40 <sup>15</sup>	4.2	11.36 <sup>15</sup>	<b>45.42</b>
14	Natalie Wolfgang	96	Deutschland SSV Ulm	4.2	12.60 <sup>10</sup>	2.5	10.16 <sup>9</sup>	4.3	10.80 <sup>20</sup>	4.6	11.60 <sup>13</sup>	<b>45.16</b>
15	Anja Schwarz	00	NKL / Regio Basel	4.2	12.23 <sup>18</sup>	3.2	8.80 <sup>20</sup>	4.8	12.20 <sup>6</sup>	3.9	11.43 <sup>14</sup>	<b>44.66</b>
16	Fiona Ulrich	99	NKL / TV Basel	4.0	12.20 <sup>20</sup>	2.7	9.16 <sup>18</sup>	3.0	10.80 <sup>20</sup>	3.9	11.86 <sup>8</sup>	<b>44.02</b>
17	Michelle Kraus	98	SUI 3 / Kutu Uster	4.0	12.23 <sup>18</sup>	2.4	8.60 <sup>22</sup>	4.7	11.80 <sup>10</sup>	3.3	10.90 <sup>19</sup>	<b>43.53</b>
18	Ramona Widmer	98	SUI 3 / TV Horgen	4.0	12.50 <sup>14</sup>	2.8	8.96 <sup>19</sup>	4.4	11.00 <sup>18</sup>	3.3	10.90 <sup>19</sup>	<b>43.36</b>
19	Eliane Schreiber	97	SUI 3 / Stein-Fricktal	4.2	12.76 <sup>7</sup>	3.5	6.33 <sup>27</sup>	5.3	12.20 <sup>6</sup>	4.5	11.63 <sup>12</sup>	<b>42.92</b>
20	Luisa Ulrich	00	NKL / Regio Basel	4.0	11.03 <sup>26</sup>	1.3	9.23 <sup>17</sup>	3.7	11.10 <sup>16</sup>	3.3	11.20 <sup>17</sup>	<b>42.56</b>
21	Alexandra Siegfried	00	Deutschland SSV Ulm	4.2	12.33 <sup>15</sup>	1.5	8.63 <sup>21</sup>	4.2	11.10 <sup>16</sup>	3.7	10.46 <sup>22</sup>	<b>42.52</b>
22	Ronja Weibel	99	NKL / BTV Basel	4.0	11.63 <sup>24</sup>	2.0	9.63 <sup>14</sup>	3.4	10.80 <sup>20</sup>	3.0	9.86 <sup>25</sup>	<b>41.92</b>
23	Selina Giger	98	SUI 2 / Kutu Uetendorf	4.0	12.53 <sup>13</sup>	1.8	6.96 <sup>25</sup>	4.2	12.00 <sup>8</sup>	3.8	10.33 <sup>23</sup>	<b>41.82</b>
24	Stefanie Siegenthaler	98	SUI 1 / TV Hinwil	4.2	11.66 <sup>23</sup>	3.4	7.70 <sup>23</sup>	4.7	9.60 <sup>26</sup>	4.3	11.16 <sup>18</sup>	<b>40.12</b>
25	Nicole Wenger	98	SUI 2 / BTV Basel	4.0	12.26 <sup>17</sup>	2.5	6.76 <sup>26</sup>	4.3	10.40 <sup>23</sup>	3.4	10.23 <sup>24</sup>	<b>39.65</b>
26	Joëlle Hug	98	SUI 3 / Kutu Obersiggenthal	4.0	11.46 <sup>25</sup>	3.6	7.30 <sup>24</sup>	4.2	10.00 <sup>25</sup>	3.2	9.80 <sup>26</sup>	<b>38.56</b>
27	Caroline Raphael	99	NKL / Regio Basel	0.0	0.00 <sup>27</sup>	3.9	9.43 <sup>15</sup>	0.0	0.00 <sup>27</sup>	0.0	0.00 <sup>27</sup>	<b>9.43</b>







# Rangliste Art Gymnastics

## Juniorinnen Teamwertung

Rang	Name	Jg	Team									Total
				D	End	D	End	D	End	D	End	
<b>1</b>	<b>Pôle France Marseille</b>				<b>37.45</b>		<b>33.29</b>		<b>37.20</b>		<b>37.60</b>	<b>145.54</b>
	Johanna Cano	96	Pôle France Marseille	4.2	12.13	2.6	10.30	4.5	10.40	4.5	12.60	<b>45.43</b>
	Manon Cormoreche	96	Pôle France Marseille	4.4	11.96	5.0	11.93	5.3	12.80	4.8	12.60	<b>49.29</b>
	Amélie Pauffert	97	Pôle France Marseille	4.4	12.76	3.8	11.06	4.8	12.80	4.6	11.66	<b>48.28</b>
	Emeline Magniant	98	Pôle France Marseille	4.6	12.56	4.0	10.06	4.9	11.60	4.7	12.40	<b>46.62</b>
<b>2</b>	<b>Schweiz 1</b>				<b>39.56</b>		<b>31.96</b>		<b>34.90</b>		<b>36.85</b>	<b>143.27</b>
	Nicole Hitz	97	SUI 1 / TV Rütli ZH	4.6	13.20	4.8	9.90	4.9	11.60	4.6	11.33	<b>46.03</b>
	Ilaria Kaeslin	97	SUI 1 / SFG Chiasso	4.4	13.46	4.2	11.66	5.2	12.30	4.8	13.16	<b>50.58</b>
	Stefanie Siegenthaler	98	SUI 1 / TV Hinwil	4.2	11.66	3.4	7.70	4.7	9.60	4.3	11.16	<b>40.12</b>
	Alice Jelmini	97	SUI 1 / SFG Giubiasco	4.4	12.90	3.4	10.40	4.3	11.00	4.5	12.36	<b>46.66</b>
<b>3</b>	<b>Deutschland SSV Ulm</b>				<b>38.09</b>		<b>31.65</b>		<b>35.90</b>		<b>35.99</b>	<b>141.63</b>
	Alexandra Siegfried	00	Deutschland SSV Ulm	4.2	12.33	1.5	8.63	4.2	11.10	3.7	10.46	<b>42.52</b>
	Jannika Greber	98	Deutschland SSV Ulm	4.4	13.16	3.9	11.23	5.2	12.50	4.6	12.73	<b>49.62</b>
	Annika Göttler	96	Deutschland SSV Ulm	4.2	12.30	3.2	10.26	4.9	12.30	3.9	11.66	<b>46.52</b>
	Natalie Wolfgang	96	Deutschland SSV Ulm	4.2	12.60	2.5	10.16	4.3	10.80	4.6	11.60	<b>45.16</b>
<b>4</b>	<b>NKL</b>				<b>37.53</b>		<b>29.02</b>		<b>34.70</b>		<b>34.19</b>	<b>135.44</b>
	Nadine Schulz	96	NKL / TV Basel	4.4	13.10	5.1	10.43	4.6	11.70	3.9	10.90	<b>46.13</b>
	Caroline Raphael	99	NKL / Regio Basel	0.0	0.00	3.9	9.43	0.0	0.00	0.0	0.00	<b>9.43</b>
	Anja Schwarz	00	NKL / Regio Basel	4.2	12.23	3.2	8.80	4.8	12.20	3.9	11.43	<b>44.66</b>
	Fiona Ulrich	99	NKL / TV Basel	4.0	12.20	2.7	9.16	3.0	10.80	3.9	11.86	<b>44.02</b>
<b>5</b>	<b>NED/NKL</b>				<b>37.05</b>		<b>29.16</b>		<b>34.20</b>		<b>34.92</b>	<b>135.33</b>
	Jin Yi Hoekstra	98	Niederlande	4.0	12.86	3.6	9.43	5.2	11.70	4.9	12.36	<b>46.35</b>
	Marinke Jacobs	98	Niederlande	4.0	12.56	2.9	10.10	4.8	11.40	4.2	11.36	<b>45.42</b>
	Ronja Weibel	99	NKL / BTV Basel	4.0	11.63	2.0	9.63	3.4	10.80	3.0	9.86	<b>41.92</b>
	Luisa Ulrich	00	NKL / Regio Basel	4.0	11.03	1.3	9.23	3.7	11.10	3.3	11.20	<b>42.56</b>
<b>6</b>	<b>Schweiz 3</b>				<b>37.49</b>		<b>24.86</b>		<b>35.00</b>		<b>33.43</b>	<b>130.78</b>
	Eliane Schreiber	97	SUI 3 / Stein-Fricktal	4.2	12.76	3.5	6.33	5.3	12.20	4.5	11.63	<b>42.92</b>
	Ramona Widmer	98	SUI 3 / TV Horgen	4.0	12.50	2.8	8.96	4.4	11.00	3.3	10.90	<b>43.36</b>
	Michelle Kraus	98	SUI 3 / Kutu Uster	4.0	12.23	2.4	8.60	4.7	11.80	3.3	10.90	<b>43.53</b>
	Joëlle Hug	98	SUI 3 / Kutu Obersiggenthal	4.0	11.46	3.6	7.30	4.2	10.00	3.2	9.80	<b>38.56</b>
<b>7</b>	<b>Schweiz 2</b>				<b>37.42</b>		<b>23.88</b>		<b>34.40</b>		<b>32.26</b>	<b>127.96</b>
	Conny Giussani	97	SUI 2 / SFG Morbio-Inf.	4.4	12.63	3.8	10.16	4.4	12.00	4.6	11.70	<b>46.49</b>
	Nicole Wenger	98	SUI 2 / BTV Basel	4.0	12.26	2.5	6.76	4.3	10.40	3.4	10.23	<b>39.65</b>
	Selina Giger	98	SUI 2 / Kutu Uetendorf	4.0	12.53	1.8	6.96	4.2	12.00	3.8	10.33	<b>41.82</b>
				0.0	0.00	0.0	0.00	0.0	0.00	0.0	0.00	<b>0.00</b>



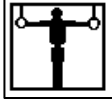



# Rangliste Art Gymnastics

## Einzelwertung Junioren

Rang	Name	Jg	Verein													Total
				D	End	D	End	D	End	D	End	D	End	D	End	
1	Eddy Yusof	94	SUI 2 / TV Bülach	5.2	13.90 <sup>2</sup>	4.5	13.10 <sup>1</sup>	5.0	13.65 <sup>2</sup>	6.2	14.55 <sup>5</sup>	5.5	14.35 <sup>1</sup>	4.7	12.45 <sup>6</sup>	<b>82.00</b>
2	Christian Baumann	95	SUI 2 / STV Lenzburg	5.1	13.45 <sup>5</sup>	4.9	12.15 <sup>6</sup>	4.8	13.45 <sup>3</sup>	6.2	15.00 <sup>3</sup>	5.2	12.95 <sup>12</sup>	5.0	13.25 <sup>1</sup>	<b>80.25</b>
3	Janick Brunner	94	SUI 1 / TV Lupsingen	4.8	12.45 <sup>20</sup>	4.4	13.05 <sup>2</sup>	4.8	13.40 <sup>4</sup>	5.4	14.45 <sup>7</sup>	4.6	13.30 <sup>5</sup>	4.9	12.25 <sup>7</sup>	<b>78.90</b>
4	Marco Walter	94	SUI 1 / TV Löhningen	5.0	13.90 <sup>1</sup>	4.6	12.10 <sup>8</sup>	4.1	12.00 <sup>16</sup>	6.2	14.95 <sup>4</sup>	4.7	13.45 <sup>2</sup>	3.4	11.55 <sup>16</sup>	<b>77.95</b>
5	Oskar Kirmes	95	Schweden	5.0	13.70 <sup>3</sup>	4.1	11.70 <sup>11</sup>	3.7	12.40 <sup>11</sup>	5.4	14.10 <sup>17</sup>	4.5	13.20 <sup>9</sup>	4.2	12.50 <sup>5</sup>	<b>77.60</b>
6	Christian Auer	93	Deutschland DTB	4.7	13.40 <sup>7</sup>	4.5	12.10 <sup>8</sup>	4.9	12.70 <sup>7</sup>	5.4	14.05 <sup>18</sup>	4.7	13.20 <sup>9</sup>	4.7	11.85 <sup>10</sup>	<b>77.30</b>
7	Kevin Schärer	95	SUI 3 / BTV Luzern	4.8	13.05 <sup>11</sup>	4.4	11.20 <sup>16</sup>	4.8	12.80 <sup>6</sup>	5.4	14.25 <sup>14</sup>	4.9	13.20 <sup>7</sup>	4.4	11.80 <sup>11</sup>	<b>76.30</b>
8	Lukasz Borkowski	93	Polen	5.0	12.80 <sup>16</sup>	4.4	12.10 <sup>7</sup>	4.5	12.70 <sup>7</sup>	6.2	14.40 <sup>9</sup>	4.0	12.60 <sup>19</sup>	4.2	10.35 <sup>29</sup>	<b>74.95</b>
9	Nicola Graber	95	SUI 3 / STV Kriessern	5.0	13.00 <sup>13</sup>	4.6	11.70 <sup>11</sup>	4.0	12.20 <sup>13</sup>	5.4	13.90 <sup>20</sup>	4.7	13.15 <sup>11</sup>	4.1	10.20 <sup>32</sup>	<b>74.15</b>
10	Christian Kopp	95	SUI 2 / STV Schwarzenbac	4.7	12.45 <sup>20</sup>	4.5	11.75 <sup>10</sup>	3.9	11.45 <sup>20</sup>	5.4	12.90 <sup>27</sup>	4.7	12.80 <sup>13</sup>	4.5	12.55 <sup>4</sup>	<b>73.90</b>
11	Christopher Tomcik	93	SUI 1 / EGAG Genève	5.2	12.35 <sup>25</sup>	4.3	10.75 <sup>20</sup>	5.1	13.75 <sup>1</sup>	5.4	14.35 <sup>10</sup>	5.2	12.70 <sup>15</sup>	3.8	9.70 <sup>36</sup>	<b>73.60</b>
12	Felix Pohl	96	Deutschland DTB	4.7	13.50 <sup>4</sup>	4.0	10.60 <sup>23</sup>	4.4	12.60 <sup>10</sup>	5.4	14.30 <sup>12</sup>	4.0	11.40 <sup>31</sup>	4.2	10.90 <sup>24</sup>	<b>73.30</b>
13	Manuel Sutter	93	SUI 1 / TV Rebstein	4.8	11.65 <sup>31</sup>	4.9	12.20 <sup>5</sup>	3.8	11.15 <sup>23</sup>	6.2	13.20 <sup>25</sup>	4.6	13.30 <sup>5</sup>	4.5	11.45 <sup>17</sup>	<b>72.95</b>
14	Alexander Maier	94	Deutschland DTB	4.6	13.20 <sup>9</sup>	3.9	10.35 <sup>25</sup>	4.9	12.95 <sup>5</sup>	3.8	11.40 <sup>37</sup>	4.5	12.45 <sup>22</sup>	4.1	11.75 <sup>15</sup>	<b>72.10</b>
15	Konrak Kacprzyk	96	Polen	4.4	12.65 <sup>17</sup>	3.3	7.05 <sup>39</sup>	4.7	12.20 <sup>13</sup>	5.4	13.95 <sup>19</sup>	4.5	13.40 <sup>3</sup>	4.4	12.70 <sup>3</sup>	<b>71.95</b>
16	Christoffer Soos	94	Schweden	4.5	12.40 <sup>23</sup>	4.0	11.40 <sup>14</sup>	3.9	12.20 <sup>12</sup>	5.4	12.70 <sup>30</sup>	3.8	11.85 <sup>26</sup>	3.4	11.35 <sup>19</sup>	<b>71.90</b>
17	Niklas Nithack	94	Deutschland SC Berlin	4.6	12.90 <sup>15</sup>	3.3	9.80 <sup>28</sup>	4.0	11.10 <sup>25</sup>	4.6	13.20 <sup>25</sup>	4.0	13.30 <sup>4</sup>	3.8	10.95 <sup>23</sup>	<b>71.25</b>
18	Jonas Munsch	97	SUI 4 / TV Seltisberg	4.5	12.95 <sup>14</sup>	3.3	10.80 <sup>18</sup>	3.9	11.95 <sup>17</sup>	4.0	12.55 <sup>31</sup>	4.3	12.70 <sup>15</sup>	4.1	10.30 <sup>30</sup>	<b>71.25</b>
19	Benjamin Gischar	95	SUI 4 / TV Herzogenbuchs	5.0	13.25 <sup>8</sup>	3.8	10.75 <sup>20</sup>	4.8	12.70 <sup>7</sup>	5.4	14.20 <sup>15</sup>	4.8	11.25 <sup>34</sup>	4.6	8.95 <sup>37</sup>	<b>71.10</b>
20	Dirk Kathan	97	Österreich	4.6	12.25 <sup>27</sup>	4.2	12.80 <sup>3</sup>	2.4	10.80 <sup>29</sup>	4.0	11.05 <sup>39</sup>	4.1	12.65 <sup>17</sup>	3.3	11.00 <sup>21</sup>	<b>70.55</b>
21	Nico Van den Boogaart	97	Niederlande	4.2	12.00 <sup>29</sup>	3.2	10.45 <sup>24</sup>	4.3	11.45 <sup>20</sup>	4.0	12.25 <sup>33</sup>	4.2	12.50 <sup>21</sup>	3.7	11.80 <sup>11</sup>	<b>70.45</b>
22	Carl Green	95	Schweden	4.7	12.65 <sup>17</sup>	2.9	8.85 <sup>35</sup>	2.4	10.30 <sup>35</sup>	5.4	14.45 <sup>7</sup>	3.9	12.25 <sup>24</sup>	3.7	11.40 <sup>18</sup>	<b>69.90</b>
23	Pontus Kallanvaara	95	Schweden	4.6	12.45 <sup>20</sup>	3.2	9.70 <sup>29</sup>	2.6	9.25 <sup>37</sup>	4.6	13.35 <sup>24</sup>	3.9	12.80 <sup>13</sup>	3.7	11.80 <sup>11</sup>	<b>69.35</b>
24	Ramon Flori	97	SUI 4 / STV Dottikon	4.3	12.55 <sup>19</sup>	4.1	9.00 <sup>33</sup>	3.8	11.15 <sup>23</sup>	4.0	12.35 <sup>32</sup>	4.4	12.65 <sup>17</sup>	3.6	10.90 <sup>24</sup>	<b>68.60</b>
25	Pavel Dykmann	96	Deutschland SC Berlin	4.4	11.50 <sup>33</sup>	3.5	10.15 <sup>26</sup>	3.1	10.20 <sup>36</sup>	4.6	13.40 <sup>22</sup>	4.0	12.60 <sup>19</sup>	3.0	10.45 <sup>27</sup>	<b>68.30</b>
26	Karl Kosztko	94	Niederlande	4.7	13.15 <sup>10</sup>	3.2	7.60 <sup>36</sup>	3.9	12.05 <sup>15</sup>	5.4	12.90 <sup>27</sup>	4.0	11.45 <sup>30</sup>	4.3	10.45 <sup>27</sup>	<b>67.60</b>
27	Raffael Bucher	94	AK / TV Biberist	4.8	10.25 <sup>39</sup>	4.4	10.10 <sup>27</sup>	4.6	11.00 <sup>27</sup>	5.4	14.35 <sup>10</sup>	5.0	11.05 <sup>36</sup>	4.4	10.20 <sup>32</sup>	<b>66.95</b>
28	Mike Hindermann	94	Deutschland DTB	4.5	11.40 <sup>34</sup>	4.3	12.65 <sup>4</sup>	3.2	3.85 <sup>39</sup>	6.2	15.10 <sup>2</sup>	4.5	11.65 <sup>28</sup>	4.1	11.95 <sup>8</sup>	<b>66.60</b>
29	Marius Engler	98	Deutschland SC Berlin	4.0	12.40 <sup>23</sup>	3.4	9.35 <sup>32</sup>	3.0	11.05 <sup>26</sup>	4.0	12.05 <sup>35</sup>	3.4	11.65 <sup>28</sup>	3.1	9.95 <sup>35</sup>	<b>66.45</b>
30	Taha Serhani	95	SUI 3 / TV Hegi	4.9	13.40 <sup>6</sup>	4.6	11.40 <sup>15</sup>	0.0	0.00 <sup>40</sup>	6.2	14.55 <sup>5</sup>	4.9	13.20 <sup>7</sup>	4.8	13.15 <sup>2</sup>	<b>65.70</b>
31	Nils Dunkel	97	Deutschland SC Berlin	4.3	11.85 <sup>30</sup>	3.7	9.40 <sup>31</sup>	4.4	10.55 <sup>33</sup>	3.8	10.90 <sup>40</sup>	4.1	11.20 <sup>35</sup>	2.5	11.10 <sup>20</sup>	<b>65.00</b>
32	Guido Hendriks	96	Niederlande	4.7	10.95 <sup>36</sup>	3.0	7.40 <sup>37</sup>	3.3	10.40 <sup>34</sup>	4.0	12.75 <sup>29</sup>	3.8	12.40 <sup>23</sup>	2.8	11.00 <sup>21</sup>	<b>64.90</b>
33	Michael Bruckner	95	AK / TV Wolfwil	5.0	10.50 <sup>38</sup>	2.5	9.60 <sup>30</sup>	4.5	11.40 <sup>22</sup>	5.4	14.15 <sup>16</sup>	3.7	10.45 <sup>37</sup>	3.3	8.65 <sup>39</sup>	<b>64.75</b>
34	Fabio Sereinig	98	Österreich	3.1	10.90 <sup>37</sup>	3.3	8.95 <sup>34</sup>	2.2	11.00 <sup>27</sup>	3.8	11.75 <sup>36</sup>	3.6	11.70 <sup>27</sup>	3.0	10.30 <sup>30</sup>	<b>64.60</b>
35	Kamil Czajkowski	94	Polen	3.7	11.55 <sup>32</sup>	2.9	7.20 <sup>38</sup>	2.9	10.60 <sup>32</sup>	3.8	11.20 <sup>38</sup>	3.4	11.95 <sup>25</sup>	3.7	11.90 <sup>9</sup>	<b>64.40</b>
36	Manuel Kast	95	SUI 3 / STV St. Margrether	5.2	13.05 <sup>11</sup>	3.4	5.90 <sup>41</sup>	4.4	9.10 <sup>38</sup>	6.2	15.15 <sup>1</sup>	4.5	11.35 <sup>32</sup>	3.5	8.95 <sup>37</sup>	<b>63.50</b>
37	Patryk Stencel	96	Polen	3.9	11.25 <sup>35</sup>	2.3	6.10 <sup>40</sup>	3.0	10.75 <sup>30</sup>	3.0	12.10 <sup>34</sup>	2.8	10.25 <sup>38</sup>	1.9	9.95 <sup>34</sup>	<b>60.40</b>
38	David Kathan	97	Österreich	4.3	12.25 <sup>27</sup>	3.3	10.65 <sup>22</sup>	2.4	10.65 <sup>31</sup>	0.0	0.00 <sup>41</sup>	3.9	11.35 <sup>32</sup>	3.3	10.50 <sup>26</sup>	<b>55.40</b>
39	Richie Wannier	94	SUI 4 / TV Beggingen	5.0	12.30 <sup>26</sup>	4.3	10.80 <sup>18</sup>	0.0	0.00 <sup>40</sup>	5.4	14.30 <sup>12</sup>	0.0	0.00 <sup>39</sup>	4.8	11.80 <sup>11</sup>	<b>49.20</b>
40	Frank Rijken	96	Niederlande	0.0	0.00 <sup>40</sup>	4.5	11.60 <sup>13</sup>	3.8	11.70 <sup>19</sup>	5.4	13.45 <sup>21</sup>	0.0	0.00 <sup>39</sup>	0.0	0.00 <sup>40</sup>	<b>36.75</b>
41	Janick Hitz	93	SUI 2 / TV Rüti	0.0	0.00 <sup>40</sup>	4.6	10.90 <sup>17</sup>	5.0	11.90 <sup>18</sup>	5.4	13.35 <sup>23</sup>	0.0	0.00 <sup>39</sup>	0.0	0.00 <sup>40</sup>	<b>36.15</b>



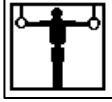



# Rangliste Art Gymnastics

## Teamwertung Junioren

Rang	Name	Jg													Total
			D	End	D	End	D	End	D	End	D	End	D	End	
<b>1</b>	<b>Schweiz 2</b>		<b>39.80</b>	<b>37.00</b>	<b>39.00</b>	<b>42.90</b>	<b>40.10</b>	<b>38.25</b>							<b>237.05</b>
	Eddy Yusof	94	5.2	13.90	4.5	13.10	5.0	13.65	6.2	14.55	5.5	14.35	4.7	12.45	<b>82.00</b>
	Christian Baumann	95	5.1	13.45	4.9	12.15	4.8	13.45	6.2	15.00	5.2	12.95	5.0	13.25	<b>80.25</b>
	Christian Kopp	95	4.7	12.45	4.5	11.75	3.9	11.45	5.4	12.90	4.7	12.80	4.5	12.55	<b>73.90</b>
	Janick Hitz	93	0.0	0.00	4.6	10.90	5.0	11.90	5.4	13.35	0.0	0.00	0.0	0.00	<b>36.15</b>
<b>2</b>	<b>Schweiz 1</b>		<b>38.70</b>	<b>37.35</b>	<b>39.15</b>	<b>43.75</b>	<b>40.05</b>	<b>35.25</b>							<b>234.25</b>
	Christopher Tomcik	93	5.2	12.35	4.3	10.75	5.1	13.75	5.4	14.35	5.2	12.70	3.8	9.70	<b>73.60</b>
	Janick Brunner	94	4.8	12.45	4.4	13.05	4.8	13.40	5.4	14.45	4.6	13.30	4.9	12.25	<b>78.90</b>
	Marco Walter	94	5.0	13.90	4.6	12.10	4.1	12.00	6.2	14.95	4.7	13.45	3.4	11.55	<b>77.95</b>
	Manuel Sutter	93	4.8	11.65	4.9	12.20	3.8	11.15	6.2	13.20	4.6	13.30	4.5	11.45	<b>72.95</b>
<b>3</b>	<b>Deutschland DTB</b>		<b>40.10</b>	<b>35.35</b>	<b>38.25</b>	<b>43.45</b>	<b>37.30</b>	<b>35.55</b>							<b>230.00</b>
	Felix Pohl	96	4.7	13.50	4.0	10.60	4.4	12.60	5.4	14.30	4.0	11.40	4.2	10.90	<b>73.30</b>
	Mike Hindermann	94	4.5	11.40	4.3	12.65	3.2	3.85	6.2	15.10	4.5	11.65	4.1	11.95	<b>66.60</b>
	Alexander Maier	94	4.6	13.20	3.9	10.35	4.9	12.95	3.8	11.40	4.5	12.45	4.1	11.75	<b>72.10</b>
	Christian Auer	93	4.7	13.40	4.5	12.10	4.9	12.70	5.4	14.05	4.7	13.20	4.7	11.85	<b>77.30</b>
<b>4</b>	<b>Schweiz 3</b>		<b>39.50</b>	<b>34.30</b>	<b>34.10</b>	<b>43.95</b>	<b>39.55</b>	<b>35.15</b>							<b>226.55</b>
	Kevin Schärer	95	4.8	13.05	4.4	11.20	4.8	12.80	5.4	14.25	4.9	13.20	4.4	11.80	<b>76.30</b>
	Manuel Kast	95	5.2	13.05	3.4	5.90	4.4	9.10	6.2	15.15	4.5	11.35	3.5	8.95	<b>63.50</b>
	Nicola Graber	95	5.0	13.00	4.6	11.70	4.0	12.20	5.4	13.90	4.7	13.15	4.1	10.20	<b>74.15</b>
	Taha Serhani	95	4.9	13.40	4.6	11.40	0.0	0.00	6.2	14.55	4.9	13.20	4.8	13.15	<b>65.70</b>
<b>5</b>	<b>Schweden</b>		<b>38.80</b>	<b>32.80</b>	<b>34.90</b>	<b>41.90</b>	<b>38.25</b>	<b>35.70</b>							<b>222.35</b>
	Christoffer Soos	94	4.5	12.40	4.0	11.40	3.9	12.20	5.4	12.70	3.8	11.85	3.4	11.35	<b>71.90</b>
	Pontus Kallanvaara	95	4.6	12.45	3.2	9.70	2.6	9.25	4.6	13.35	3.9	12.80	3.7	11.80	<b>69.35</b>
	Oskar Kirmes	95	5.0	13.70	4.1	11.70	3.7	12.40	5.4	14.10	4.5	13.20	4.2	12.50	<b>77.60</b>
	Carl Green	95	4.7	12.65	2.9	8.85	2.4	10.30	5.4	14.45	3.9	12.25	3.7	11.40	<b>69.90</b>

# Rangliste Art Gymnastics

## Teamwertung Junioren

Rang	Name	Jg													Total
			D	End	D	End	D	End	D	End	D	End	D	End	
<b>6</b>	<b>Schweiz 4</b>		<b>38.75</b>	<b>32.35</b>	<b>35.80</b>	<b>41.05</b>	<b>36.60</b>	<b>33.00</b>							<b>217.55</b>
	Jonas Munsch	97	4.5	12.95	3.3	10.80	3.9	11.95	4.0	12.55	4.3	12.70	4.1	10.30	<b>71.25</b>
	Benjamin Gischar	95	5.0	13.25	3.8	10.75	4.8	12.70	5.4	14.20	4.8	11.25	4.6	8.95	<b>71.10</b>
	Ramon Flori	97	4.3	12.55	4.1	9.00	3.8	11.15	4.0	12.35	4.4	12.65	3.6	10.90	<b>68.60</b>
	Richie Wannier	94	5.0	12.30	4.3	10.80	0.0	0.00	5.4	14.30	0.0	0.00	4.8	11.80	<b>49.20</b>
<b>7</b>	<b>Polen</b>		<b>37.00</b>	<b>26.35</b>	<b>35.65</b>	<b>40.45</b>	<b>37.95</b>	<b>34.95</b>							<b>212.35</b>
	Lukasz Borkowski	93	5.0	12.80	4.4	12.10	4.5	12.70	6.2	14.40	4.0	12.60	4.2	10.35	<b>74.95</b>
	Kamil Czajkowski	94	3.7	11.55	2.9	7.20	2.9	10.60	3.8	11.20	3.4	11.95	3.7	11.90	<b>64.40</b>
	Patryk Stencel	96	3.9	11.25	2.3	6.10	3.0	10.75	3.0	12.10	2.8	10.25	1.9	9.95	<b>60.40</b>
	Konrak Kacprzyk	96	4.4	12.65	3.3	7.05	4.7	12.20	5.4	13.95	4.5	13.40	4.4	12.70	<b>71.95</b>
<b>8</b>	<b>Niederlande</b>		<b>36.10</b>	<b>29.65</b>	<b>35.20</b>	<b>39.10</b>	<b>36.35</b>	<b>33.25</b>							<b>209.65</b>
	Nico Van den Boogaard	97	4.2	12.00	3.2	10.45	4.3	11.45	4.0	12.25	4.2	12.50	3.7	11.80	<b>70.45</b>
	Karl Kosztka	94	4.7	13.15	3.2	7.60	3.9	12.05	5.4	12.90	4.0	11.45	4.3	10.45	<b>67.60</b>
	Frank Rijken	96	0.0	0.00	4.5	11.60	3.8	11.70	5.4	13.45	0.0	0.00	0.0	0.00	<b>36.75</b>
	Guido Hendriks	96	4.7	10.95	3.0	7.40	3.3	10.40	4.0	12.75	3.8	12.40	2.8	11.00	<b>64.90</b>
<b>9</b>	<b>Deutschland SC Berlin</b>		<b>37.15</b>	<b>29.35</b>	<b>32.70</b>	<b>38.65</b>	<b>37.55</b>	<b>32.50</b>							<b>207.90</b>
	Niklas Nithack	94	4.6	12.90	3.3	9.80	4.0	11.10	4.6	13.20	4.0	13.30	3.8	10.95	<b>71.25</b>
	Pavel Dykmann	96	4.4	11.50	3.5	10.15	3.1	10.20	4.6	13.40	4.0	12.60	3.0	10.45	<b>68.30</b>
	Nils Dunkel	97	4.3	11.85	3.7	9.40	4.4	10.55	3.8	10.90	4.1	11.20	2.5	11.10	<b>65.00</b>
	Marius Engler	98	4.0	12.40	3.4	9.35	3.0	11.05	4.0	12.05	3.4	11.65	3.1	9.95	<b>66.45</b>
<b>10</b>	<b>Österreich</b>		<b>35.40</b>	<b>32.40</b>	<b>32.45</b>	<b>22.80</b>	<b>35.70</b>	<b>31.80</b>							<b>190.55</b>
			0.0	0.00	0.0	0.00	0.0	0.00	0.0	0.00	0.0	0.00	0.0	0.00	<b>0.00</b>
	Fabio Sereinig	98	3.1	10.90	3.3	8.95	2.2	11.00	3.8	11.75	3.6	11.70	3.0	10.30	<b>64.60</b>
	Dirk Kathan	97	4.6	12.25	4.2	12.80	2.4	10.80	4.0	11.05	4.1	12.65	3.3	11.00	<b>70.55</b>
	David Kathan	97	4.3	12.25	3.3	10.65	2.4	10.65	0.0	0.00	3.9	11.35	3.3	10.50	<b>55.40</b>