


RESULTS
WOMEN'S VAULT FINAL

SAT 23 OCT 2010 - 13:30



Rank	Bib	Name	NOC Code	Vault	D Score	E Score	Pen	Vault	Total
1	721	SACRAMONE Alicia	USA	1	6.300	9.100		15.400	15.200
				2	5.800	9.200		15.000	
2	690	MUSTAFINA Aliya	RUS	1	6.500	9.233		15.733	15.066
				2	5.700	8.800	0.1	14.400	
3	529	FERNANDES BARBOSA J.	BRA	1	5.800	9.133		14.933	14.799
				2	5.600	9.066		14.666	
4	702	KAESLIN Ariella	SUI	1	6.300	8.866		15.166	14.783
				2	5.800	8.700	0.1	14.400	
5	691	NABIEVA Tatiana	RUS	1	5.800	8.933		14.733	14.599
				2	5.700	8.866	0.1	14.466	
6	635	JO Hyunjoo	KOR	1	5.600	8.700		14.300	14.483
				2	5.800	8.866		14.666	
7	679	CHELARU Diana Maria	ROU	1	5.800	8.900		14.700	14.066
				2	4.800	8.633		13.433	
8	745	CAIRNS Imogen	GBR	1	5.300	9.133		14.433	13.999
				2	4.800	8.766		13.566	

Legend:
D Panel Difficulty judges **E** Panel Execution judges **Pen** Penalty
 Vault

RESULTS
WOMEN'S UNEVEN BARS FINAL

SAT 23 OCT 2010 - 14:55



Rank	Bib	Name	NOC Code	D Score	E Score	Pen	Total
1	586	TWEDDLE Elizabeth	GBR	6.800	8.933		15.733
2	690	MUSTAFINA Aliya	RUS	6.800	8.800		15.600
3	716	BROSS Rebecca	USA	6.200	8.866		15.066
4	718	SLOAN Bridget	USA	6.000	8.666		14.666
5	678	PORGRAS Ana	ROU	6.200	8.400		14.600
6	544	HUANG Qiushuang	CHN	7.000	7.400		14.400
7	542	HE Kexin	CHN	6.300	7.666		13.966
8	593	SEITZ Elisabeth	GER	4.200	6.266		10.466

Legend:

D Panel Difficulty judges

E Panel Execution judges

Pen Penalty



Uneven Bars

RESULTS
WOMEN'S BEAM FINAL

SUN 24 OCT 2010 - 14:30



Rank	Bib	Name	NOC Code	D Score	E Score	Pen	Total
1	678	PORGRAS Ana	ROU	6.500	8.866		15.366
2	716	BROSS Rebecca	USA	6.500	8.733		15.233
2	545	DENG Linlin	CHN	6.600	8.633		15.233
4	508	MITCHELL Lauren	AUS	6.600	8.600		15.200
5	721	SACRAMONE Alicia	USA	6.100	8.966		15.066
6	751	DEMENTYEVA Anna	RUS	6.200	7.766		13.966
7	690	MUSTAFINA Aliya	RUS	5.900	7.866		13.766
8	710	DEMYANCHUK Yana	UKR	6.200	7.533		13.733

Legend:

D Panel Difficulty judges

E Panel Execution judges

Pen Penalty



Beam

RESULTS
WOMEN'S FLOOR EXERCISE FINAL

SUN 24 OCT 2010 - 15:55



Rank	Bib	Name	NOC Code	D Score	E Score	Pen	Total
1	508	MITCHELL Lauren	AUS	5.900	8.933		14.833
2	690	MUSTAFINA Aliya	RUS	5.800	8.966		14.766
2	679	CHELARU Diana Maria	ROU	5.900	8.866		14.766
4	720	RAISMAN Alexandra	USA	5.700	9.016		14.716
5	543	SUI Lu	CHN	5.700	8.966		14.666
6	627	FERRARI Vanessa	ITA	5.500	9.100		14.600
7	677	IZBASA Sandra Raluca	ROU	5.900	8.883	0.8	13.983
8	689	AFANASYEVA Ksenia	RUS	5.800	6.900		12.700

Legend:

D Panel Difficulty judges





E Panel Execution judges

Pen Penalty

 Floor





RESULTS WOMEN'S TEAM FINAL

WED 20 OCT 2010 - 17:00

Rank	Bib	NOC Name					Total	Ind. Ran			
1 RUS - Russia											
	689	AFANASYEVA Ksenia				14.800	14.800	(34)			
	690	MUSTAFINA Aliya	15.633	15.600	15.033	14.666	60.932	(1)			
	691	NABIEVA Tatiana	15.400	12.933			28.333	(23)			
	692	SEMENOVA Ksenia			14.300		14.300	(40)			
	693	KURBATOVA Ekaterina	14.733				14.733	(35)			
	751	DEMENTYEVA Anna		13.366	14.400	14.533	42.299	(14)			
		Total	45.766	(1)	41.899	(7)	43.733	(2)	43.999	(1)	175.397
2 USA - United States											
	716	BROSS Rebecca		14.833	14.866	14.633	44.332	(8)			
	717	CAQUATTO Mackenzie	15.000	14.666			29.666	(20)			
	718	SLOAN Bridget		14.566			14.566	(38)			
	719	LARSON Mattie				12.533	12.533	(43)			
	720	RAISMAN Alexandra	15.066		14.333	14.500	43.899	(9)			
	721	SACRAMONE Alicia	15.600		14.600		30.200	(19)			
		Total	45.666	(2)	44.065	(2)	43.799	(1)	41.666	(6)	175.196
3 CHN - China											
	541	JIANG Yuyan	14.900	13.433	14.866	14.500	57.699	(2)			
	542	HE Kexin		16.133			16.133	(30)			
	543	SUI Lu			13.000	14.733	27.733	(27)			
	544	HUANG Qiushuang	14.800	14.750		14.000	43.550	(11)			
	545	DENG Linlin			14.700		14.700	(37)			
	546	YANG Yilin	14.966				14.966	(31)			
		Total	44.666	(3)	44.316	(1)	42.566	(4)	43.233	(2)	174.781
4 ROU - Romania											
	677	IZBASA Sandra Raluca	14.700		14.333	14.200	43.233	(12)			
	678	PORGRAS Ana		14.466	15.066	14.133	43.665	(10)			
	679	CHELARU Diana Maria	14.700			14.733	29.433	(21)			
	680	Haidu Raluca Oana	14.866	13.700			28.566	(22)			
	681	DRAGOI Gabriela		14.066	14.133		28.199	(25)			
		Total	44.266	(4)	42.232	(6)	43.532	(3)	43.066	(3)	173.096
5 JPN - Japan											
	629	TSURUMI Koko	13.866	14.900	14.366	13.866	56.998	(4)			
	630	SHINTAKE Yuko		14.300	13.966		28.266	(24)			
	631	TANAKA Rie	14.300	14.433	13.900	13.400	56.033	(5)			
	632	YAMAGISHI Mai				13.700	13.700	(41)			
	633	OZAWA Momoko	14.900				14.900	(32)			
		Total	43.066	(7)	43.633	(3)	42.232	(5)	40.966	(7)	169.897

RESULTS WOMEN'S TEAM FINAL

WED 20 OCT 2010 - 17:00

Rank	Bib	NOC Name					Total	Ind. Ran
6		AUS - Australia						
	504	BONORA Georgia	13.833	13.933	12.866	13.633	54.265	(6)
	505	BRENNAN Ashleigh			13.866	13.666	27.532	(28)
	506	LITTLE Emily	14.866				14.866	(33)
	507	MILLER Larrissa		14.500			14.500	(39)
	508	MITCHELL Lauren	14.800	14.100	13.866	14.700	57.466	(3)
		Total	43.499 (6)	42.533 (5)	<u>40.598</u> (6)	41.999 (5)	168.629	
7		GBR - Great Britain						
	586	TWEDDLE Elizabeth		15.733		14.666	30.399	(18)
	587	DOWNIE Rebecca	14.733				14.733	(35)
	588	WHELAN Hannah		13.900	14.133	14.066	42.099	(15)
	591	HIBBERT Nicole	14.366	13.066	11.666		39.098	(17)
	745	CAIRNS Imogen	14.633		11.833	14.033	40.499	(16)
		Total	43.732 (5)	42.699 (4)	<u>37.632</u> (8)	42.765 (4)	166.828	
8		ITA - Italy						
	623	PREZIOSA Elisabetta	13.933		14.000		27.933	(26)
	624	PAROLARI Lia			13.500	12.800	26.300	(29)
	626	LICCHETTA Serena	14.066	13.300	12.166	13.633	53.165	(7)
	627	FERRARI Vanessa	13.966	14.066		14.333	42.365	(13)
	628	RANDO Eleonora		13.666			13.666	(42)
		Total	41.965 (8)	41.032 (8)	39.666 (7)	<u>40.766</u> (8)	163.429	

Note:
Underlined

Legend:
Ind. Individual



Vault



Uneven Bars







Beam



Floor

RESULTS WOMEN'S INDIVIDUAL ALL-AROUND FINAL

FRI 22 OCT 2010 - 19:30

Rank	Bib	Name	NOC Code					Total
1	690	MUSTAFINA Aliya	RUS	15.666	15.300	15.033	15.033	61.032
2	541	JIANG Yuyan	CHN	14.833	15.533	15.066	14.566	59.998
3	716	BROSS Rebecca	USA	14.700	14.933	14.100	15.233	58.966
4	544	HUANG Qiushuang	CHN	14.766	15.200	14.700	13.700	58.366
5	678	PORGRAS Ana	ROU	13.966	14.466	15.433	14.300	58.165
6	508	MITCHELL Lauren	AUS	14.733	13.900	14.900	14.600	58.133
7	691	NABIEVA Tatiana	RUS	15.466	15.133	13.266	13.433	57.298
8	702	KAESLIN Ariella	SUI	15.300	13.700	14.200	13.700	56.900
9	680	Haidu Raluca Oana	ROU	14.666	13.400	14.466	13.800	56.332
10	728	LOPEZ Jessica	VEN	14.433	13.966	13.866	14.033	56.298
11	627	FERRARI Vanessa	ITA	13.833	13.866	14.233	14.233	56.165
12	593	SEITZ Elisabeth	GER	14.766	14.733	13.458	13.200	56.157
13	720	RAISMAN Alexandra	USA	14.900	11.700	14.466	14.633	55.699
14	504	BONORA Georgia	AUS	13.966	13.833	14.466	13.433	55.698
15	529	FERNANDES BARBOSA J.	BRA	14.866	12.900	14.166	13.733	55.665
16	588	WHELAN Hannah	GBR	13.866	13.433	14.200	14.000	55.499
17	631	TANAKA Rie	JPN	14.033	14.066	13.900	13.333	55.332
18	532	MATIAS HYPOLITO D.	BRA	14.100	13.000	14.066	14.100	55.266
19	649	VAN GERNER Celine	NED	13.866	14.100	13.000	14.200	55.166
20	659	PIHAN-KULESZA Marta	POL	13.766	12.500	14.333	14.133	54.732
21	629	TSURUMI Koko	JPN	13.866	12.900	14.600	13.300	54.666
22	591	HIBBERT Nicole	GBR	13.966	14.000	13.200	13.400	54.566
23	580	MALAUSSENA Aurelie	FRA	14.166	13.966	14.033	12.100	54.265
24	623	PREZIOSA Elisabetta	ITA	13.933	11.700	14.200	13.100	52.933

Note:
Underlined totals indicates starting apparatus

Legend:
 Vault
  Uneven Bars
  Beam
  Floor

ALL-AROUND RESULTS WOMEN'S QUALIFICATION

SAT 16 OCT 2010 - 9:00

Rank	Bib	Name	NOC Code					Total
1	690	MUSTAFINA Aliya	RUS	<u>15.600</u>	15.300	14.933	14.833	60.666 Q
2	716	BROSS Rebecca	USA	14.716	<u>14.933</u>	15.266	14.166	59.081 Q
3	720	RAISMAN Alexandra	USA	15.033	<u>14.133</u>	14.766	14.383	58.315 Q
4	541	JIANG Yuyan	CHN	14.733	<u>15.200</u>	14.333	13.833	58.099 Q
5	544	HUANG Qiushuang	CHN	14.600	<u>15.666</u>	14.466	13.333	58.065 Q
6	678	PORGRAS Ana	ROU	13.833	<u>14.733</u>	15.266	14.066	57.898 Q
7	508	MITCHELL Lauren	AUS	<u>14.733</u>	13.700	14.966	14.466	57.865 Q
8	691	NABIEVA Tatiana	RUS	<u>15.466</u>	14.700	14.333	13.066	57.565 Q
9	717	CAQUATTO Mackenzie	USA	14.933	<u>14.466</u>	14.266	13.533	57.198
10	702	KAESLIN Ariella	SUI	<u>14.566</u>	13.900	14.000	13.966	56.432 Q
11	719	LARSON Mattie	USA	14.966	<u>14.200</u>	13.933	13.233	56.332
12	680	Haidu Raluca Oana	ROU	14.633	<u>14.000</u>	13.366	14.200	56.199 Q
13	627	FERRARI Vanessa	ITA	<u>13.833</u>	13.933	13.900	14.458	56.124 Q
14	631	TANAKA Rie	JPN	<u>14.333</u>	13.800	13.866	13.700	55.699 Q
15	728	LOPEZ Jessica	VEN	14.500	13.766	13.466	<u>13.900</u>	55.632 Q
16	588	WHELAN Hannah	GBR	14.033	12.933	14.300	<u>14.233</u>	55.499 Q
17	689	AFANASYEVA Ksenia	RUS	<u>14.300</u>	11.866	14.533	14.766	55.465
18	593	SEITZ Elisabeth	GER	14.633	<u>14.966</u>	12.733	13.133	55.465 Q
19	649	VAN GERNER Celine	NED	13.800	<u>14.233</u>	13.100	14.266	55.399 Q
20	504	BONORA Georgia	AUS	<u>13.833</u>	13.766	14.266	13.400	55.265 Q
21	532	MATIAS HYPOLITO D.	BRA	13.933	13.166	<u>13.933</u>	14.100	55.132 Q
22	580	MALAUSSENA Aurelie	FRA	14.066	13.900	<u>13.566</u>	13.566	55.098 Q
23	506	LITTLE Emily	AUS	<u>14.466</u>	13.791	13.566	13.200	55.023
24	529	FERNANDES BARBOSA J.	BRA	14.900	13.300	<u>12.933</u>	13.633	54.766 Q
25	629	TSURUMI Koko	JPN	<u>13.900</u>	12.733	14.166	13.933	54.732 Q
26	659	PIHAN-KULESZA Marta	POL	<u>13.883</u>	13.033	14.400	13.366	54.682 Q
27	623	PREZIOSA Elisabetta	ITA	<u>13.666</u>	12.766	14.525	13.633	54.590 Q
28	591	HIBBERT Nicole	GBR	13.933	14.000	13.433	<u>13.200</u>	54.566 Q
29	516	VANWALLEGHEM Aagje	BEL	13.866	13.833	<u>13.566</u>	13.066	54.331 R
30	540	VACULIK Kristina	CAN	<u>13.666</u>	12.900	14.066	13.433	54.065 R
31	582	BREVET Marine	FRA	13.866	12.933	<u>13.700</u>	13.566	54.065 R
32	590	PINCHES Jennifer	GBR	13.566	13.566	12.833	<u>13.933</u>	53.898
33	651	GOEDKOOP Joy Rianne	NED	13.866	<u>13.466</u>	13.133	13.308	53.773 R
34	585	MOREL Pauline	FRA	13.700	13.933	<u>13.333</u>	12.700	53.666
35	714	HOLENKOVA Valentyna	UKR	13.966	12.866	12.866	<u>13.900</u>	53.598
36	584	PETIT Marine	FRA	13.633	13.233	<u>13.300</u>	13.400	53.566
37	630	SHINTAKE Yuko	JPN	<u>13.666</u>	13.866	13.366	12.666	53.564
38	653	RIJKEN Marlies	NED	13.533	<u>12.633</u>	13.900	13.100	53.166
39	652	HARMES Suzanna	NED	13.666	<u>12.733</u>	13.233	13.433	53.065
40	635	JO Hyunjoo	KOR	14.000	<u>12.666</u>	13.066	13.266	52.998
41	598	MILLOUSI Vasiliki	GRE	13.100	13.066	13.533	<u>13.233</u>	52.932
42	633	OZAWA Momoko	JPN	<u>14.300</u>	12.900	12.700	12.933	52.833
43	517	CROKET Julie	BEL	14.016	13.366	<u>11.600</u>	13.800	52.782
44	641	SVILPAITE Laura	LTU	13.366	13.766	<u>12.433</u>	13.100	52.665
45	722	GALIULINA Luisa	UZB	<u>12.633</u>	12.500	14.066	13.400	52.599
46	624	PAROLARI Lia	ITA	<u>13.133</u>	12.200	13.600	13.500	52.433
47	528	DOMINGUES COBELLO P.	BRA	13.800	11.800	<u>13.500</u>	13.300	52.400
48	620	RABINOVITZ Roni	ISR	13.566	12.033	13.500	<u>13.233</u>	52.332

ALL-AROUND RESULTS WOMEN'S QUALIFICATION

SAT 16 OCT 2010 - 9:00

Rank	Bib	Name	NOC Code					Total
49	571	CARMONA URBANO A.	ESP	<u>13.700</u>	12.333	13.033	13.266	52.332
50	570	VILA BARNES Claudia	ESP	<u>13.600</u>	12.666	13.366	12.700	52.332
51	645	GARCIA RODRIGUEZ BL.	MEX	<u>14.066</u>	12.033	12.866	13.333	52.298
52	705	JONSSON Ida	SWE	13.766	<u>11.800</u>	13.766	12.933	52.265
53	753	KAYDALOVA Alona	UKR	13.966	12.800	12.500	12.900	52.166
54	531	KUROIWA YAMAMOTO LE.	BRA	14.000	13.500	<u>12.300</u>	12.300	52.100
55	622	MAKSIUTA Valeriia	ISR	14.100	12.066	12.816	<u>13.100</u>	52.082
56	662	JANIK Gabriela	POL	<u>14.125</u>	12.066	12.933	12.833	51.957
57	713	CHERNIY Yevheniya	UKR	13.341	11.766	13.900	<u>12.933</u>	51.940
58	715	KOVAL Anastasiia	UKR	13.500	11.900	13.233	<u>13.208</u>	51.841
59	736	UCTAS Goksu	TUR	14.200	11.766	<u>12.433</u>	13.166	51.565
60	637	PARK Ji Yeon	KOR	13.533	<u>12.666</u>	12.800	12.533	51.532
61	518	SCIANGUETTA Floriane	BEL	13.666	12.000	<u>13.200</u>	12.633	51.499
62	594	HILL Lisa Katharina	GER	13.733	<u>13.800</u>	11.566	12.333	51.432
63	550	ESCOBAR GOMEZ C.	COL	14.133	<u>12.566</u>	11.733	13.000	51.432
64	573	MIRONESCU IANCU COC.	ESP	<u>13.833</u>	12.000	13.066	12.533	51.432
65	599	BISMPIKOU Stefani	GRE	13.633	12.700	12.766	<u>12.000</u>	51.099
66	647	ESTRADA MARTINEZ Y.	MEX	<u>14.233</u>	10.466	13.333	13.066	51.098
67	698	STAEMPFLI Linda	SUI	13.133	<u>12.633</u>	12.466	12.866	51.098
68	703	STEINGRUBER Giulia	SUI	<u>12.733</u>	13.100	12.300	12.833	50.966
69	596	TOLLE Pia	GER	13.400	<u>13.325</u>	11.600	12.566	50.891
70	553	SIKULOVA Jana	CZE	13.566	12.533	<u>12.100</u>	12.666	50.865
71	536	LEBLOND-CHARTRAND C.	CAN	<u>13.800</u>	11.866	12.033	13.100	50.799
72	608	CSILLAG Tunde	HUN	<u>13.700</u>	11.600	12.066	13.400	50.766
73	742	WILLIS Emma	CAN	13.566	11.533	13.566	11.900	50.565
74	600	ZAFEIRAKI Evgenia	GRE	13.600	12.133	11.900	<u>12.833</u>	50.466
75	522	SOTNIKAVA Alina	BLR	13.933	10.833	12.166	<u>13.433</u>	50.365
76	583	MAURIN Eva	FRA	13.666	10.933	<u>12.533</u>	13.233	50.365
77	572	RODRIGUEZ RODRIGUEZ	ESP	<u>13.266</u>	13.166	11.200	12.633	50.265
78	636	PARK Eunkyung	KOR	13.433	<u>12.133</u>	12.466	12.166	50.198
79	704	HOMOLOVA Maria	SVK	12.916	11.800	12.666	<u>12.733</u>	50.115
80	640	EUM Eunhui	KOR	13.733	<u>10.466</u>	12.366	13.433	49.998
81	697	NOVAK Fiona	SLO	13.100	11.800	<u>12.666</u>	12.400	49.966
82	575	URVIKKO Annika	FIN	13.400	11.900	11.800	<u>12.833</u>	49.933
83	595	MOEBIUS Joeline	GER	13.641	<u>12.841</u>	10.033	13.333	49.848
84	609	TOTH Renata	HUN	<u>13.766</u>	11.933	11.266	12.833	49.798
85	548	AVENDANO ROMERO M.	COL	13.133	<u>12.133</u>	12.066	12.433	49.765
86	727	BRICENO FRONTADO F.	VEN	13.033	12.266	12.300	<u>12.066</u>	49.665
87	643	CANTU MATA Marisela	MEX	<u>12.266</u>	12.066	12.658	12.666	49.656
88	601	MITRAKOU Paschalina	GRE	13.400	10.641	12.300	<u>13.233</u>	49.574
89	724	SAPARBAEVA Asal	UZB	<u>12.700</u>	11.866	11.700	13.100	49.366
90	730	PENA MUNOZ M.	VEN	13.500	11.133	11.800	<u>12.766</u>	49.199
91	734	BELAK Teja	SLO	13.233	11.733	<u>11.966</u>	12.233	49.165
92	503	ESTARLI Lucila	ARG	13.266	10.500	<u>12.366</u>	12.900	49.032
93	695	KYSSELEF Tjasa	SLO	13.233	11.166	<u>12.000</u>	12.633	49.032
94	574	LAISI Ida	FIN	13.200	11.866	11.300	<u>12.266</u>	48.632
95	683	KHWELA Jennifer	RSA	13.566	11.766	<u>10.600</u>	12.600	48.532
96	658	RAE Jordan	NZL	13.283	<u>10.733</u>	12.300	12.166	48.482

ALL-AROUND RESULTS WOMEN'S QUALIFICATION

SAT 16 OCT 2010 - 9:00

Rank	Bib	Name	NOC Code					Total
97	606	DIVEKY Luca	HUN	<u>13.133</u>	11.166	11.633	12.300	48.232
98	576	OJALA Rosanna	FIN	13.050	11.933	11.733	<u>11.300</u>	48.016
99	696	KAMNIKAR Ivana	SLO	12.266	11.400	<u>12.233</u>	12.100	47.999
100	726	VOLODCHENKO Irina	UZB	<u>13.241</u>	9.533	12.033	13.166	47.973
101	500	TARABINI Ayelen	ARG	12.733	9.600	<u>13.466</u>	12.166	47.965
102	555	PECHANCOVA Nicole	CZE	13.166	8.800	<u>12.866</u>	13.000	47.832
103	523	KHAANH Liliya	BLR	12.800	12.100	11.166	<u>11.766</u>	47.832
104	648	UNDA SOSA M.	MEX	<u>13.533</u>	11.433	11.433	11.433	47.832
105	686	SZABO Nicole	RSA	12.833	11.033	<u>11.500</u>	12.400	47.766
106	607	LONAI Hajnalka	HUN	<u>13.233</u>	9.766	12.500	12.200	47.699
107	513	MADER Jasmin	AUT	13.366	10.933	10.866	<u>12.533</u>	47.698
108	511	FA Katharina	AUT	12.700	11.266	12.066	<u>11.666</u>	47.698
109	618	HERMANNSDOTTIR T.	ISL	<u>13.300</u>	10.333	12.200	11.733	47.566
110	527	ZAITSAVA Yauheniya	BLR	13.466	9.933	11.466	<u>12.666</u>	47.531
111	656	MITCHELL Briana	NZL	12.233	<u>10.500</u>	12.633	12.033	47.399
112	725	KARIMDJANOVA Diana	UZB	<u>12.900</u>	10.300	12.366	11.633	47.199
113	667	CHOON Alexandra	POR	12.333	<u>11.300</u>	11.266	12.200	47.099
114	534	MILEVA Ralitsa	BUL	13.225	10.133	11.366	<u>12.333</u>	47.057
115	514	PENKER Simone	AUT	13.066	10.766	11.100	<u>12.100</u>	47.032
116	666	KISLINSKAYA E.	POR	11.733	<u>12.933</u>	9.533	12.733	46.932
117	560	HULGAARD Mette	DEN	12.800	<u>10.800</u>	10.566	12.566	46.732
118	738	ASLAN Sema Fidel	TUR	13.033	10.433	<u>11.666</u>	11.433	46.565
119	551	RUIZ CARDONA L.	COL	13.133	<u>10.333</u>	10.900	12.133	46.499
120	684	SWAN Chantel	RSA	12.266	12.066	<u>10.433</u>	11.666	46.431
121	685	PARSONS Chanel	RSA	12.366	10.800	<u>11.433</u>	11.766	46.365
122	621	KOREN Hadas	ISR	11.933	11.333	11.366	<u>11.500</u>	46.132
123	664	PLICHTA Paula	POL	<u>13.766</u>	7.166	13.100	12.033	46.065
124	687	HELDSINGER Ashleigh	RSA	13.266	8.266	<u>11.833</u>	12.500	45.865
125	668	OLIVEIRA Rita	POR	12.733	<u>9.766</u>	10.900	11.900	45.299
126	578	CHIRINOS Kaisa	FIN	12.600	9.200	10.466	<u>12.666</u>	44.932
127	657	MOON Holly	NZL	12.466	<u>9.533</u>	11.100	11.733	44.832
128	737	OZKAN Ozlem	TUR	12.566	8.733	<u>11.200</u>	12.233	44.732
129	729	MEDINA CHAVEZ Y.	VEN	13.466	10.466	9.266	<u>11.100</u>	44.298
130	524	VYSOTSKAYA Nadzeya	BLR	13.433	8.966	10.066	<u>11.800</u>	44.265
131	617	BELANYI Dominiqua	ISL	<u>12.866</u>	10.166	9.166	12.000	44.198
132	562	FURU Mia	DEN	12.733	<u>9.133</u>	10.500	11.800	44.166
133	677	IZBASA Sandra Raluca	ROU	14.833		14.333	14.766	43.932
134	556	JANOVA Alice	CZE	12.500	9.533	<u>10.100</u>	11.766	43.899
135	751	DEMENTYEVA Anna	RUS		14.200	15.133	14.200	43.533
136	561	ANDERSEN Laerke	DEN	13.066	<u>9.633</u>	9.100	11.733	43.532
137	501	CARRARO A.	ARG	12.100	9.700	<u>10.866</u>	10.866	43.532
138	723	GOREVA Yuliya	UZB	<u>12.866</u>	9.433	8.666	12.333	43.298
139	708	CHEN Yu Chun	TPE	12.133	7.733	<u>11.866</u>	11.400	43.132
140	679	CHELARU Diana Maria	ROU	14.600	<u>14.000</u>		14.466	43.066
141	546	YANG Yilin	CHN	14.566	<u>14.683</u>	0.000	13.666	42.915
142	619	COHEN Sapir Hana	ISR	12.300	7.333	11.300	<u>11.900</u>	42.833
143	543	SUI Lu	CHN		<u>13.633</u>	14.400	14.633	42.666
144	510	ECKER Lisa	AUT	13.600	7.633	9.366	<u>12.066</u>	42.665





ALL-AROUND RESULTS WOMEN'S QUALIFICATION

SAT 16 OCT 2010 - 9:00

Rank	Bib	Name	NOC Code					Total
145	559	LAURITSEN Michelle	DEN	12.466	<u>10.533</u>	9.166	10.000	42.165
146	587	DOWNIE Rebecca	GBR	13.700	14.300	14.033		42.033
147	505	BRENNAN Ashleigh	AUS	<u>13.766</u>		14.300	13.833	41.899
148	745	CAIRNS Imogen	GBR	14.525		13.266	14.066	41.857
149	626	LICCHETTA Serena	ITA	<u>13.800</u>	14.100		13.600	41.500
150	692	SEMENOVA Ksenia	RUS	<u>14.066</u>		14.458	12.566	41.090
151	682	PATRASCU S.	ROU	13.733	<u>13.300</u>	14.000		41.033
152	632	YAMAGISHI Mai	JPN	<u>13.933</u>		13.333	13.700	40.966
153	709	LO Yu Ju	TPE	12.333	7.033	<u>11.166</u>	10.266	40.798
154	539	SAVONA Jessica	CAN	<u>13.800</u>	12.716		13.700	40.216
155	533	NUNES GOMES A.	BRA	13.933		<u>12.866</u>	13.300	40.099
156	628	RANDO Eleonora	ITA	<u>13.233</u>	13.266	13.366		39.865
157	537	MACKIE Charlotte	CAN	<u>13.566</u>		13.466	12.666	39.698
158	661	JURKOWSKA Katarzyna	POL	<u>13.125</u>		13.533	13.033	39.691
159	665	MARQUES DE LIMA Z.	POR	12.900		12.500	12.766	38.166
160	638	MOON Eun Mee	KOR	12.933		12.200	12.600	37.733
161	700	RUTZ Jennifer	SUI	<u>13.366</u>		12.033	12.266	37.665
162	509	WHEELER Georgia	AUS	<u>13.066</u>	10.766	13.466		37.298
163	646	MORENO MEDINA A.	MEX	<u>13.733</u>		11.433	11.900	37.066
164	740	MYS Gaelle	BEL		11.366	12.966	12.633	36.965
165	519	VERSONNEN Lin	BEL	13.500	11.100	<u>12.300</u>		36.900
166	663	FRANDOFERT Monika	POL		11.833	12.033	12.900	36.766
167	699	SENN Jennifer	SUI	<u>11.900</u>	12.533		11.466	35.899
168	732	SOTILLO VILLANUEVA	VEN	13.466	12.800	9.566		35.832
169	515	STOECKL Lisa Maria	AUT	12.300		10.633	<u>11.900</u>	34.833
170	733	NG Pui Sze	HKG	10.433	4.266	9.933	<u>10.166</u>	34.798
171	604	WONG Hiu Ying Angel	HKG	13.466	9.125	12.133		34.724
172	558	HADRBOLOCOVA Klara	CZE	12.600		<u>9.800</u>	12.066	34.466
173	670	ABRANTES Diana	POR	13.041	<u>9.266</u>		11.800	34.107
174	721	SACRAMONE Alicia	USA	15.466		14.866		30.332
175	542	HE Kexin	CHN	0.000	<u>16.066</u>		13.933	29.999
176	586	TWEDDLE Elizabeth	GBR		15.600		<u>14.000</u>	29.600
177	693	KURBATOVA Ekaterina	RUS	<u>14.733</u>	14.300			29.033
178	545	DENG Linlin	CHN	13.900		15.100		29.000
179	718	SLOAN Bridget	USA		<u>14.700</u>		13.700	28.400
180	710	DEMYANCHUK Yana	UKR		13.433	14.533		27.966
181	507	MILLER Larrissa	AUS	14.300			13.633	27.933
182	650	WEVERS Sanne	NED		<u>12.933</u>	14.200		27.133
183	749	MOSHAGE Yvette	NED	13.650			13.466	27.116
184	592	CHUSOVITINA Oksana	GER	13.200		13.566		26.766
185	681	DRAGOI Gabriela	ROU		<u>13.366</u>	13.400		26.766
186	711	FOMENKO Alina	UKR	13.133			<u>13.600</u>	26.733
187	625	MATTONI J.	ITA			13.250	13.433	26.683
188	597	HINDERMANN Giulia	GER		<u>13.566</u>		12.733	26.299
189	535	DANCOSE-GIAMBATTISTO	CAN		13.666	12.500		26.166
190	525	MARACHKOUSKAYA N.	BLR	14.100		11.933		26.033
191	521	CANART Alice	BEL	13.166			12.400	25.566
192	603	SYRIGOU ANTONIOU A.	GRE	13.858	11.666			25.524

ALL-AROUND RESULTS WOMEN'S QUALIFICATION

SAT 16 OCT 2010 - 9:00

Rank	Bib	Name	NOC Code					Total
193	605	GOMBAS Laura	HUN	<u>13.366</u>	11.766			25.132
194	579	TIITTA Paula	FIN	13.033			<u>11.666</u>	24.699
195	526	MAKHAUTSOVA Volha	BLR		11.733		<u>12.966</u>	24.699
196	752	DIACCI Jessica	SUI		12.500	12.100		24.600
197	642	NEVEDOMSKAITE Greta	LTU	12.633			10.900	23.533
198	746	PITSIKALI Maria	GRE			12.200	11.300	23.500
199	547	SANCHEZ CARDENAS N.	COL		<u>12.633</u>	10.800		23.433
200	569	ZALDIVAR Elena	ESP			10.500	12.433	22.933
201	747	SZABADFI Szilvia	HUN			10.733	12.033	22.766
202	563	OFFERSGAARD Miriam	DEN	12.400	<u>9.900</u>			22.300
203	660	LITEWKA Joanna	POL	<u>13.466</u>	8.500			21.966
204	577	PIETILAE Reeta	FIN		9.733	12.133		21.866
205	735	HORVAT Carmen	SLO		10.200	<u>11.033</u>		21.233
206	669	CALVETE RODRIGUES D.	POR		<u>10.200</u>	10.933		21.133
207	557	MOLACKOVA Marcela	CZE	0.000	9.633	<u>10.900</u>	0.000	20.533
208	564	JENSEN Louise	DEN			8.008	11.000	19.008
209	706	WAGNER Veronica	SWE			13.233		13.233
210	634	OSHIMA Kyoko	JPN		12.866			12.866
211	530	GONSER FRANCO E.	BRA		12.833			12.833
212	568	IZURIETA Ana Maria	ESP	<u>12.800</u>				12.800
213	554	PALESOVA Kristyna	CZE		12.433			12.433
214	644	DE LEON GAMBOA D.	MEX		11.691			11.691
215	512	GROSCH Hanna	AUT		11.633			11.633
216	639	SEO Yi Seul	KOR		<u>10.566</u>			10.566
217	731	ROJAS Ivet	VEN				<u>3.100</u>	3.100
218	549	GIL ORTIZ Jessica	COL		<u>0.000</u>	0.000		0.000

Note:

Underlined totals indicates starting apparatus

Legend:

Q Qualified for All-Around Final

R Reserve for All-Around Final

 Vault





 Uneven Bars

 Beam

 Floor





TEAM RESULTS WOMEN'S QUALIFICATION

SAT 16 OCT 2010 - 9:00

Rank	NOC					Total
1	RUS - Russia	<u>60.099</u> (2)	58.500 (2)	59.057 (2)	56.865 (2)	234.521 Q
2	CHN - China	<u>57.799</u> (4)	61.615 (1)	58.299 (3)	56.065 (4)	233.778 Q
3	USA - United States	<u>60.398</u> (1)	58.299 (3)	59.164 (1)	55.782 (5)	233.643 Q
4	ROU - Romania	<u>57.899</u> (3)	56.099 (5)	56.999 (5)	57.498 (1)	228.495 Q
5	GBR - Great Britain	<u>56.191</u> (8)	57.466 (4)	55.032 (7)	56.232 (3)	224.921 Q
6	AUS - Australia	<u>56.798</u> (5)	55.557 (7)	57.098 (4)	55.332 (6)	224.785 Q
7	ITA - Italy	<u>54.532</u> (20)	54.065 (8)	55.391 (6)	55.191 (7)	219.179 Q
8	JPN - Japan	<u>56.466</u> (7)	53.432 (10)	54.731 (8)	54.266 (10)	218.895 Q
9	NED - Netherlands	54.982 (14)	<u>53.365</u> (11)	54.466 (10)	54.473 (8)	217.286
10	BRA - Brazil	<u>56.766</u> (6)	52.799 (12)	53.232 (14)	54.333 (9)	217.130
11	FRA - France	<u>55.298</u> (11)	53.999 (9)	53.899 (12)	53.765 (11)	216.961
12	UKR - Ukraine	<u>54.773</u> (18)	50.999 (15)	54.532 (9)	53.641 (12)	213.945
13	CAN - Canada	<u>54.832</u> (17)	51.148 (14)	53.598 (13)	52.899 (13)	212.477
14	GER - Germany	<u>55.407</u> (10)	55.657 (6)	49.465 (22)	51.765 (19)	212.294
15	BEL - Belgium	<u>55.048</u> (13)	50.565 (16)	52.032 (15)	52.132 (14)	209.777
16	SUI - Switzerland	<u>53.798</u> (24)	52.166 (13)	50.866 (16)	51.931 (17)	208.761
17	POL - Poland	<u>55.240</u> (12)	45.432 (26)	53.966 (11)	52.132 (14)	206.770
18	ESP - Spain	<u>54.399</u> (22)	50.165 (17)	50.665 (19)	51.132 (21)	206.361
19	GRE - Greece	<u>54.491</u> (21)	49.565 (19)	50.799 (17)	51.299 (20)	206.154
20	KOR - Korea	<u>54.699</u> (19)	48.031 (20)	50.698 (18)	51.832 (18)	205.260
21	MEX - Mexico	<u>55.565</u> (9)	47.223 (22)	50.290 (20)	50.965 (22)	204.043
22	VEN - Venezuela	<u>54.932</u> (15)	49.965 (18)	47.132 (26)	49.832 (25)	201.861
23	HUN - Hungary	<u>54.065</u> (23)	46.465 (23)	47.465 (25)	50.733 (24)	198.728
24	UZB - Uzbekistan	<u>51.707</u> (31)	44.199 (30)	50.165 (21)	51.999 (16)	198.070
25	BLR - Belarus	<u>54.932</u> (15)	44.599 (28)	46.731 (28)	50.865 (23)	197.127
26	SLO - Slovenia	<u>51.832</u> (29)	46.099 (24)	48.865 (24)	49.366 (30)	196.162
27	FIN - Finland	52.683 (26)	45.432 (26)	46.966 (27)	<u>49.431</u> (29)	194.512
28	ISR - Israel	<u>51.899</u> (28)	42.765 (33)	48.982 (23)	49.733 (26)	193.379
29	RSA - South Africa	<u>52.031</u> (27)	45.665 (25)	45.366 (32)	49.266 (31)	192.328
30	CZE - Czech Republic	51.832 (29)	44.132 (32)	<u>45.966</u> (29)	49.498 (28)	191.428
31	AUT - Austria	<u>52.732</u> (25)	44.598 (29)	44.665 (33)	48.599 (32)	190.594
32	POR - Portugal	<u>51.007</u> (33)	44.199 (30)	45.599 (30)	49.599 (27)	190.404
33	DEN - Denmark	<u>51.065</u> (32)	40.866 (34)	39.332 (34)	47.099 (33)	178.362
34	COL - Colombia	40.399 (34)	<u>47.665</u> (21)	45.499 (31)	37.566 (34)	171.129

Note:
Underlined

Legend:
Q Qualified for Team Final

 Vault  Uneven Bars  Beam  Floor

RESULTS WOMEN'S QUALIFICATION

SAT 16 OCT 2010 - 9:00



Rank	Bib	Name	NOC Code	Vault	D Score	E Score	Pen	Vault	Total	
1	690	MUSTAFINA Aliya	RUS	1	6.500	9.100		15.600	15.283	Q
				2	6.100	8.866		14.966		
2	721	SACRAMONE Alicia	USA	1	6.300	9.166		15.466	15.266	Q
				2	5.800	9.266		15.066		
3	529	FERNANDES BARBOSA J.	BRA	1	5.800	9.100		14.900	14.633	Q
				2	5.600	8.766		14.366		
4	693	KURBATOVA Ekaterina	RUS	1	5.800	8.933		14.733	14.633	Q
				2	5.600	8.933		14.533		
5	702	KAESLIN Ariella	SUI	1	5.900	8.666		14.566	14.603	Q
				2	5.800	8.841		14.641		
6	691	NABIEVA Tatiana	RUS	1	6.500	8.966		15.466	14.566	
				2	5.200	8.766	0.3	13.666		
7	635	JO Hyunjoo	KOR	1	5.600	8.500	0.1	14.000	14.250	Q
				2	5.800	8.700		14.500		
8	745	CAIRNS Imogen	GBR	1	5.300	9.225		14.525	14.195	Q
				2	4.800	9.066		13.866		
9	679	CHELARU Diana Maria	ROU	1	5.800	8.800		14.600	14.016	Q
				2	4.800	8.633		13.433		
10	544	HUANG Qiushuang	CHN	1	5.800	8.800		14.600	14.016	R
				2	5.200	8.233		13.433		
11	647	ESTRADA MARTINEZ Y.	MEX	1	5.300	8.933		14.233	13.899	R
				2	4.800	8.766		13.566		
12	591	HIBBERT Nicole	GBR	1	5.300	8.733	0.1	13.933	13.866	R
				2	5.200	8.600		13.800		
13	590	PINCHES Jennifer	GBR	1	5.200	8.366		13.566	13.849	
				2	5.700	8.433		14.133		
14	659	PIHAN-KULESZA Marta	POL	1	5.000	8.883		13.883	13.841	
				2	5.200	8.600		13.800		
15	662	JANIK Gabriela	POL	1	5.300	8.825		14.125	13.762	
				2	4.600	8.800		13.400		
16	522	SOTNIKAVA Alina	BLR	1	5.000	8.933		13.933	13.733	
				2	4.900	8.633		13.533		
17	645	GARCIA RODRIGUEZ BL.	MEX	1	5.300	8.766		14.066	13.716	
				2	4.800	8.666	0.1	13.366		
18	622	MAKSIUTA Valeriia	ISR	1	5.300	8.800		14.100	13.616	
				2	5.000	8.133		13.133		
19	553	SIKULOVA Jana	CZE	1	5.000	8.666	0.1	13.566	13.449	
				2	4.600	8.733		13.333		
20	604	WONG Hiu Ying Angel	HKG	1	5.200	8.266		13.466	13.383	
				2	5.000	8.300		13.300		
21	574	LAISI Ida	FIN	1	5.000	8.200		13.200	13.333	
				2	5.000	8.466		13.466		

RESULTS WOMEN'S QUALIFICATION

SAT 16 OCT 2010 - 9:00



Rank	Bib	Name	NOC Code	Vault	D Score	E Score	Pen	Vault	Total
22	695	KYSSELEF Tjasa	SLO	1	5.000	8.233		13.233	13.283
				2	5.000	8.333		13.333	
23	683	KHWELA Jennifer	RSA	1	5.000	8.566		13.566	13.266
				2	5.000	7.966		12.966	
24	734	BELAK Teja	SLO	1	5.000	8.233		13.233	13.099
				2	4.600	8.366		12.966	
25	550	ESCOBAR GOMEZ C.	COL	1	5.300	8.833		14.133	13.066
				2	4.600	7.500	0.1	12.000	
26	562	FURU Mia	DEN	1	4.200	8.533		12.733	12.949
				2	4.400	8.766		13.166	
27	510	ECKER Lisa	AUT	1	5.000	8.600		13.600	12.933
				2	4.400	7.866		12.266	
28	641	SVILPAITE Laura	LTU	1	4.600	8.766		13.366	12.883
				2	4.000	8.400		12.400	
29	561	ANDERSEN Laerke	DEN	1	4.400	8.666		13.066	12.833
				2	4.200	8.400		12.600	
30	658	RAE Jordan	NZL	1	4.600	8.683		13.283	12.758
				2	4.000	8.233		12.233	
31	560	HULGAARD Mette	DEN	1	4.400	8.400		12.800	12.666
				2	4.200	8.333		12.533	
32	642	NEVEDOMSKAITE Greta	LTU	1	4.200	8.433		12.633	12.616
				2	4.400	8.200		12.600	
33	559	LAURITSEN Michelle	DEN	1	4.400	8.066		12.466	12.433
				2	4.200	8.200		12.400	
34	709	LO Yu Ju	TPE	1	4.000	8.333		12.333	12.266
				2	4.400	7.800		12.200	
35	708	CHEN Yu Chun	TPE	1	4.400	7.833	0.1	12.133	12.083
				2	4.000	8.133	0.1	12.033	

Legend:

D Panel Difficulty judges

E Panel Execution judges

Pen Penalty

Q Qualified for Vault Final

R Reserve for Vault Final

 Vault

RESULTS WOMEN'S QUALIFICATION

SAT 16 OCT 2010 - 9:00



Rank	Bib	Name	NOC Code	D Score	E Score	Pen	Total
1	542	HE Kexin	CHN	7.200	8.866		16.066 Q
2	544	HUANG Qiushuang	CHN	7.000	8.666		15.666 Q
3	586	TWEDDLE Elizabeth	GBR	6.800	8.800		15.600 Q
4	690	MUSTAFINA Aliya	RUS	6.800	8.500		15.300 Q
5	541	JIANG Yuyan	CHN	6.700	8.500		15.200
6	593	SEITZ Elisabeth	GER	6.600	8.366		14.966 Q
7	716	BROSS Rebecca	USA	6.200	8.733		14.933 Q
8	678	PORGRAS Ana	ROU	6.200	8.533		14.733 Q
9	718	SLOAN Bridget	USA	6.000	8.700		14.700 Q
10	691	NABIEVA Tatiana	RUS	6.400	8.300		14.700 R
11	546	YANG Yilin	CHN	6.100	8.583		14.683
12	717	CAQUATTO Mackenzie	USA	5.900	8.566		14.466
13	693	KURBATOVA Ekaterina	RUS	5.800	8.500		14.300
14	587	DOWNIE Rebecca	GBR	5.900	8.400		14.300 R
15	507	MILLER Larrissa	AUS	6.200	8.100		14.300 R
16	649	VAN GERNER Celine	NED	5.900	8.333		14.233
17	751	DEMENTYEVA Anna	RUS	5.700	8.500		14.200
18	719	LARSON Mattie	USA	5.800	8.400		14.200
19	720	RAISMAN Alexandra	USA	5.600	8.533		14.133
20	626	LICCHETTA Serena	ITA	5.900	8.200		14.100
21	679	CHELARU Diana Maria	ROU	5.400	8.600		14.000
22	680	Haidu Raluca Oana	ROU	5.600	8.400		14.000
23	591	HIBBERT Nicole	GBR	5.700	8.300		14.000
24	627	FERRARI Vanessa	ITA	5.800	8.133		13.933
25	585	MOREL Pauline	FRA	5.800	8.133		13.933
26	702	KAESLIN Ariella	SUI	5.500	8.400		13.900
27	580	MALAUSSENA Aurelie	FRA	5.600	8.300		13.900
28	630	SHINTAKE Yuko	JPN	5.800	8.066		13.866
29	516	VANWALLEGHEM Aagje	BEL	5.800	8.033		13.833
30	631	TANAKA Rie	JPN	5.700	8.100		13.800
31	594	HILL Lisa Katharina	GER	5.700	8.100		13.800
32	506	LITTLE Emily	AUS	5.300	8.491		13.791
33	728	LOPEZ Jessica	VEN	5.100	8.666		13.766
34	504	BONORA Georgia	AUS	5.200	8.566		13.766
35	641	SVILPAITE Laura	LTU	5.400	8.366		13.766
36	508	MITCHELL Lauren	AUS	5.500	8.200		13.700
37	535	DANCOSE-GIAMBATTISTO	CAN	5.500	8.166		13.666
38	543	SUI Lu	CHN	5.400	8.233		13.633
39	590	PINCHES Jennifer	GBR	5.300	8.266		13.566
40	597	HINDERMANN Giulia	GER	5.300	8.266		13.566
41	531	KUROIWA YAMAMOTO LE.	BRA	5.700	7.800		13.500
42	651	GOEDKOOP Joy Rianne	NED	5.500	7.966		13.466
43	710	DEMYANCHUK Yana	UKR	6.100	7.333		13.433

RESULTS WOMEN'S QUALIFICATION

SAT 16 OCT 2010 - 9:00



Rank	Bib	Name	NOC Code	D Score	E Score	Pen	Total
44	517	CROKET Julie	BEL	5.400	7.966		13.366
45	681	DRAGOI Gabriela	ROU	5.700	7.666		13.366
46	596	TOLLE Pia	GER	5.400	7.925		13.325
47	529	FERNANDES BARBOSA J.	BRA	5.600	7.700		13.300
48	682	PATRASCU S.	ROU	5.800	7.500		13.300
49	628	RANDO Eleonora	ITA	5.300	7.966		13.266
50	584	PETIT Marine	FRA	5.000	8.233		13.233
51	532	MATIAS HYPOLITO D.	BRA	5.000	8.166		13.166
52	572	RODRIGUEZ RODRIGUEZ	ESP	5.400	7.766		13.166
53	703	STEINGRUBER Giulia	SUI	5.200	7.900		13.100
54	598	MILLOUSI Vasiliki	GRE	5.100	7.966		13.066
55	659	PIHAN-KULESZA Marta	POL	5.600	7.433		13.033
56	650	WEVERS Sanne	NED	4.900	8.033		12.933
57	666	KISLINSKAYA E.	POR	4.900	8.033		12.933
58	588	WHELAN Hannah	GBR	5.300	7.633		12.933
59	582	BREVET Marine	FRA	5.300	7.633		12.933
60	633	OZAWA Momoko	JPN	5.300	7.600		12.900
61	540	VACULIK Kristina	CAN	5.600	7.300		12.900
62	714	HOLENKOVA Valentyna	UKR	4.700	8.166		12.866
63	634	OSHIMA Kyoko	JPN	5.400	7.466		12.866
64	595	MOEBIUS Joeline	GER	4.700	8.141		12.841
65	530	GONSER FRANCO E.	BRA	5.200	7.633		12.833
66	753	KAYDALOVA Alona	UKR	5.000	7.800		12.800
67	732	SOTILLO VILLANUEVA	VEN	5.300	7.500		12.800
68	623	PREZIOSA Elisabetta	ITA	5.000	7.766		12.766
69	652	HARMES Suzanna	NED	5.000	7.733		12.733
70	629	TSURUMI Koko	JPN	5.300	7.433		12.733
71	539	SAVONA Jessica	CAN	5.300	7.416		12.716
72	599	BISMPIKOU Stefani	GRE	5.000	7.700		12.700
73	570	VILA BARNES Claudia	ESP	4.800	7.866		12.666
74	637	PARK Ji Yeon	KOR	5.400	7.266		12.666
75	635	JO Hyunjoo	KOR	5.600	7.066		12.666
76	698	STAEMPFLI Linda	SUI	4.800	7.833		12.633
77	547	SANCHEZ CARDENAS N.	COL	5.300	7.333		12.633
78	653	RIJKEN Marlies	NED	5.400	7.233		12.633
79	550	ESCOBAR GOMEZ C.	COL	5.300	7.266		12.566
80	699	SENN Jennifer	SUI	5.100	7.433		12.533
81	553	SIKULOVA Jana	CZE	5.500	7.033		12.533
82	752	DIACCI Jessica	SUI	5.000	7.500		12.500
83	722	GALIULINA Luisa	UZB	5.200	7.300		12.500
84	554	PALESOVA Kristyna	CZE	4.700	7.733		12.433
85	571	CARMONA URBANO A.	ESP	4.800	7.533		12.333
86	727	BRICENO FRONTADO F.	VEN	5.200	7.066		12.266

RESULTS WOMEN'S QUALIFICATION

SAT 16 OCT 2010 - 9:00



Rank	Bib	Name	NOC Code	D Score	E Score	Pen	Total
87	624	PAROLARI Lia	ITA	5.200	7.000		12.200
88	600	ZAFEIRAKI Evgenia	GRE	5.100	7.033		12.133
89	636	PARK Eunkyung	KOR	5.200	6.933		12.133
90	548	AVENDANO ROMERO M.	COL	5.300	6.833		12.133
91	523	KHAANH Liliya	BLR	4.900	7.200		12.100
92	684	SWAN Chantel	RSA	4.500	7.566		12.066
93	662	JANIK Gabriela	POL	5.000	7.066		12.066
94	643	CANTU MATA Marisela	MEX	5.100	6.966		12.066
95	622	MAKSIUTA Valeriia	ISR	5.500	6.566		12.066
96	645	GARCIA RODRIGUEZ BL.	MEX	4.800	7.233		12.033
97	620	RABINOVITZ Roni	ISR	4.800	7.233		12.033
98	573	MIRONESCU IANCU COC.	ESP	4.600	7.400		12.000
99	518	SCIANGUETTA Floriane	BEL	5.200	6.800		12.000
100	609	TOTH Renata	HUN	5.000	6.933		11.933
101	576	OJALA Rosanna	FIN	5.200	6.733		11.933
102	575	URVIKKO Annika	FIN	5.400	6.500		11.900
103	715	KOVAL Anastasiia	UKR	5.600	6.300		11.900
104	536	LEBLOND-CHARTRAND C.	CAN	4.600	7.266		11.866
105	724	SAPARBAEVA Asal	UZB	4.800	7.066		11.866
106	574	LAISI Ida	FIN	5.100	6.766		11.866
107	689	AFANASYEVA Ksenia	RUS	5.600	6.266		11.866
108	663	FRANDOFERT Monika	POL	5.100	6.733		11.833
109	705	JONSSON Ida	SWE	4.400	7.400		11.800
110	528	DOMINGUES COBELLO P.	BRA	5.000	6.800		11.800
111	704	HOMOLOVA Maria	SVK	5.000	6.800		11.800
112	697	NOVAK Fiona	SLO	5.000	6.800		11.800
113	736	UCTAS Goksu	TUR	4.000	7.766		11.766
114	683	KHWELA Jennifer	RSA	4.900	6.866		11.766
115	605	GOMBAS Laura	HUN	5.100	6.666		11.766
116	713	CHERNIY Yevheniya	UKR	5.300	6.466		11.766
117	734	BELAK Teja	SLO	4.200	7.533		11.733
118	526	MAKHAUTSOVA Volha	BLR	4.900	6.833		11.733
119	644	DE LEON GAMBOA D.	MEX	4.600	7.091		11.691
120	603	SYRIGOU ANTONIOU A.	GRE	4.600	7.066		11.666
121	512	GROSCH Hanna	AUT	4.500	7.133		11.633
122	608	CSILLAG Tunde	HUN	4.500	7.100		11.600
123	742	WILLIS Emma	CAN	5.100	6.433		11.533
124	648	UNDA SOSA M.	MEX	5.100	6.333		11.433
125	696	KAMNIKAR Ivana	SLO	4.700	6.700		11.400
126	740	MYS Gaelle	BEL	5.000	6.366		11.366
127	621	KOREN Hadas	ISR	4.800	6.533		11.333
128	667	CHOON Alexandra	POR	4.000	7.300		11.300
129	511	FA Katharina	AUT	4.500	6.766		11.266

RESULTS WOMEN'S QUALIFICATION

SAT 16 OCT 2010 - 9:00



Rank	Bib	Name	NOC Code	D Score	E Score	Pen	Total
130	695	KYSSELEF Tjasa	SLO	4.100	7.066		11.166
131	606	DIVEKY Luca	HUN	4.800	6.366		11.166
132	730	PENA MUNOZ M.	VEN	4.900	6.233		11.133
133	519	VERSONNEN Lin	BEL	4.900	6.200		11.100
134	686	SZABO Nicole	RSA	4.100	6.933		11.033
135	513	MADER Jasmin	AUT	4.200	6.733		10.933
136	583	MAURIN Eva	FRA	4.500	6.433		10.933
137	522	SOTNIKAVA Alina	BLR	3.800	7.033		10.833
138	560	HULGAARD Mette	DEN	3.300	7.500		10.800
139	685	PARSONS Chanel	RSA	4.200	6.600		10.800
140	509	WHEELER Georgia	AUS	4.200	6.566		10.766
141	514	PENKER Simone	AUT	4.400	6.366		10.766
142	658	RAE Jordan	NZL	4.200	6.533		10.733
143	601	MITRAKOU Paschalina	GRE	4.200	6.441		10.641
144	639	SEO Yi Seul	KOR	5.200	5.366		10.566
145	559	LAURITSEN Michelle	DEN	4.400	6.133		10.533
146	503	ESTARLI Lucila	ARG	3.200	7.300		10.500
147	656	MITCHELL Briana	NZL	3.800	6.700		10.500
148	729	MEDINA CHAVEZ Y.	VEN	3.700	6.766		10.466
149	640	EUM Eunhui	KOR	4.500	5.966		10.466
150	647	ESTRADA MARTINEZ Y.	MEX	4.600	5.866		10.466
151	738	ASLAN Sema Fidel	TUR	2.400	8.033		10.433
152	618	HERMANNSDOTTIR T.	ISL	3.100	7.233		10.333
153	551	RUIZ CARDONA L.	COL	4.400	5.933		10.333
154	725	KARIMDJANOVA Diana	UZB	4.800	5.500		10.300
155	735	HORVAT Carmen	SLO	3.100	7.100		10.200
156	669	CALVETE RODRIGUES D.	POR	3.500	6.700		10.200
157	617	BELANYI Dominiqua	ISL	4.400	5.766		10.166
158	534	MILEVA Ralitsa	BUL	3.500	6.633		10.133
159	527	ZAITSAVA Yauheniya	BLR	3.700	6.233		9.933
160	563	OFFERSGAARD Miriam	DEN	3.800	6.100		9.900
161	668	OLIVEIRA Rita	POR	3.900	5.866		9.766
162	607	LONAI Hajnalka	HUN	3.900	5.866		9.766
163	577	PIETILAE Reeta	FIN	3.300	6.433		9.733
164	501	CARRARO A.	ARG	4.400	5.300		9.700
165	557	MOLACKOVA Marcela	CZE	1.800	7.833		9.633
166	561	ANDERSEN Laerke	DEN	2.500	7.133		9.633
167	500	TARABINI Ayelen	ARG	4.400	5.200		9.600
168	657	MOON Holly	NZL	3.900	5.633		9.533
169	556	JANOVA Alice	CZE	4.600	4.933		9.533
170	726	VOLODCHENKO Irina	UZB	4.800	4.733		9.533
171	723	GOREVA Yuliya	UZB	3.800	5.633		9.433
172	670	ABRANTES Diana	POR	1.800	7.466		9.266

RESULTS
WOMEN'S QUALIFICATION

SAT 16 OCT 2010 - 9:00



Rank	Bib	Name	NOC Code	D Score	E Score	Pen	Total
173	578	CHIRINOS Kaisa	FIN	3.800	5.400		9.200
174	562	FURU Mia	DEN	2.500	6.633		9.133
175	604	WONG Hiu Ying Angel	HKG	2.900	6.225		9.125
176	524	VYSOTSKAYA Nadzeya	BLR	3.300	5.666		8.966
177	555	PECHANCOVA Nicole	CZE	5.200	3.600		8.800
178	737	OZKAN Ozlem	TUR	1.700	7.033		8.733
179	660	LITEWKA Joanna	POL	5.000	3.500		8.500
180	687	HELDSINGER Ashleigh	RSA	4.600	3.666		8.266
181	708	CHEN Yu Chun	TPE	4.000	3.733		7.733
182	510	ECKER Lisa	AUT	3.400	4.233		7.633
183	619	COHEN Sapir Hana	ISR	4.100	3.233		7.333
184	664	PLICHTA Paula	POL	3.700	3.466		7.166
185	709	LO Yu Ju	TPE	1.700	5.333		7.033
186	733	NG Pui Sze	HKG	0.900	3.366		4.266
187	549	GIL ORTIZ Jessica	COL	0.000	0.000		0.000

Legend:
D Panel Difficulty judges **E** Panel Execution judges **Pen** Penalty **Q** Qualified for Uneven Bars Final **R** Reserve for Uneven Bars Final

 Uneven Bars

RESULTS WOMEN'S QUALIFICATION

SAT 16 OCT 2010 - 9:00



Rank	Bib	Name	NOC Code	D Score	E Score	Pen	Total
1	678	PORGRAS Ana	ROU	6.400	8.866		15.266 Q
2	716	BROSS Rebecca	USA	6.500	8.766		15.266 Q
3	751	DEMENTYEVA Anna	RUS	6.300	8.833		15.133 Q
4	545	DENG Linlin	CHN	6.500	8.600		15.100 Q
5	508	MITCHELL Lauren	AUS	6.700	8.266		14.966 Q
6	690	MUSTAFINA Aliya	RUS	6.200	8.733		14.933 Q
7	721	SACRAMONE Alicia	USA	6.000	8.866		14.866 Q
8	720	RAISMAN Alexandra	USA	6.200	8.566		14.766
9	689	AFANASYEVA Ksenia	RUS	5.900	8.633		14.533
10	710	DEMYANCHUK Yana	UKR	6.100	8.433		14.533 Q
11	623	PREZIOSA Elisabetta	ITA	5.900	8.625		14.525 R
12	544	HUANG Qiushuang	CHN	6.100	8.366		14.466 R
13	692	SEMENOVA Ksenia	RUS	5.800	8.658		14.458
14	659	PIHAN-KULESZA Marta	POL	6.100	8.300		14.400 R
15	543	SUI Lu	CHN	6.500	8.000	0.1	14.400
16	541	JIANG Yuyan	CHN	5.600	8.733		14.333
17	691	NABIEVA Tatiana	RUS	5.600	8.733		14.333
18	677	IZBASA Sandra Raluca	ROU	5.700	8.633		14.333
19	505	BRENNAN Ashleigh	AUS	5.900	8.400		14.300
20	588	WHELAN Hannah	GBR	5.900	8.400		14.300
21	717	CAQUATTO Mackenzie	USA	5.600	8.666		14.266
22	504	BONORA Georgia	AUS	5.800	8.466		14.266
23	650	WEVERS Sanne	NED	5.700	8.500		14.200
24	629	TSURUMI Koko	JPN	5.900	8.266		14.166
25	540	VACULIK Kristina	CAN	5.600	8.466		14.066
26	722	GALIULINA Luisa	UZB	5.900	8.166		14.066
27	587	DOWNIE Rebecca	GBR	5.300	8.733		14.033
28	682	PATRASCU S.	ROU	5.300	8.700		14.000
29	702	KAESLIN Ariella	SUI	5.900	8.100		14.000
30	532	MATIAS HYPOLITO D.	BRA	5.600	8.333		13.933
31	719	LARSON Mattie	USA	5.600	8.333		13.933
32	713	CHERNIY Yevheniya	UKR	5.300	8.600		13.900
33	627	FERRARI Vanessa	ITA	5.600	8.300		13.900
34	653	RIJKEN Marlies	NED	5.700	8.200		13.900
35	631	TANAKA Rie	JPN	5.600	8.266		13.866
36	705	JONSSON Ida	SWE	5.600	8.166		13.766
37	582	BREVET Marine	FRA	5.200	8.500		13.700
38	624	PAROLARI Lia	ITA	5.400	8.200		13.600
39	742	WILLIS Emma	CAN	5.200	8.366		13.566
40	580	MALAUSSENA Aurelie	FRA	5.400	8.166		13.566
41	506	LITTLE Emily	AUS	5.400	8.166		13.566
42	592	CHUSOVITINA Oksana	GER	5.400	8.166		13.566
43	516	VANWALLEGHEM Aagje	BEL	5.500	8.066		13.566

RESULTS WOMEN'S QUALIFICATION

SAT 16 OCT 2010 - 9:00



Rank	Bib	Name	NOC Code	D Score	E Score	Pen	Total
44	661	JURKOWSKA Katarzyna	POL	5.300	8.233		13.533
45	598	MILLOUSI Vasiliki	GRE	6.000	7.533		13.533
46	620	RABINOVITZ Roni	ISR	5.500	8.000		13.500
47	528	DOMINGUES COBELLO P.	BRA	5.500	8.000		13.500
48	537	MACKIE Charlotte	CAN	5.300	8.166		13.466
49	509	WHEELER Georgia	AUS	5.300	8.166		13.466
50	728	LOPEZ Jessica	VEN	5.300	8.166		13.466
51	500	TARABINI Ayelen	ARG	5.400	8.066		13.466
52	591	HIBBERT Nicole	GBR	4.900	8.533		13.433
53	681	DRAGOI Gabriela	ROU	5.700	7.700		13.400
54	628	RANDO Eleonora	ITA	5.300	8.066		13.366
55	570	VILA BARNES Claudia	ESP	5.600	7.766		13.366
56	630	SHINTAKE Yuko	JPN	5.900	7.466		13.366
57	680	Haidu Raluca Oana	ROU	6.000	7.366		13.366
58	585	MOREL Pauline	FRA	4.800	8.533		13.333
59	647	ESTRADA MARTINEZ Y.	MEX	5.400	7.933		13.333
60	632	YAMAGISHI Mai	JPN	5.500	7.833		13.333
61	584	PETIT Marine	FRA	4.900	8.400		13.300
62	745	CAIRNS Imogen	GBR	4.900	8.366		13.266
63	625	MATTONI J.	ITA	5.200	8.050		13.250
64	652	HARMES Suzanna	NED	5.100	8.133		13.233
65	706	WAGNER Veronica	SWE	5.400	7.833		13.233
66	715	KOVAL Anastasiia	UKR	6.000	7.233		13.233
67	518	SCIANGUETTA Floriane	BEL	5.100	8.100		13.200
68	651	GOEDKOOP Joy Rianne	NED	5.400	7.733		13.133
69	664	PLICHTA Paula	POL	5.300	7.800		13.100
70	649	VAN GERNER Celine	NED	5.600	7.500		13.100
71	573	MIRONESCU IANCU COC.	ESP	5.100	7.966		13.066
72	635	JO Hyunjoo	KOR	5.500	7.566		13.066
73	571	CARMONA URBANO A.	ESP	5.500	7.533		13.033
74	740	MYS Gaelle	BEL	4.700	8.266		12.966
75	662	JANIK Gabriela	POL	5.000	7.933		12.933
76	529	FERNANDES BARBOSA J.	BRA	5.600	7.333		12.933
77	533	NUNES GOMES A.	BRA	4.800	8.066		12.866
78	555	PECHANCOVA Nicole	CZE	4.900	8.066	0.1	12.866
79	645	GARCIA RODRIGUEZ BL.	MEX	5.300	7.566		12.866
80	714	HOLENKOVA Valentyna	UKR	5.500	7.366		12.866
81	590	PINCHES Jennifer	GBR	5.600	7.233		12.833
82	622	MAKSIUTA Valeriia	ISR	5.400	7.416		12.816
83	637	PARK Ji Yeon	KOR	5.100	7.700		12.800
84	599	BISMPIKOU Stefani	GRE	5.700	7.066		12.766
85	593	SEITZ Elisabeth	GER	5.700	7.033		12.733
86	633	OZAWA Momoko	JPN	5.500	7.200		12.700

RESULTS WOMEN'S QUALIFICATION

SAT 16 OCT 2010 - 9:00



Rank	Bib	Name	NOC Code	D Score	E Score	Pen	Total
87	704	HOMOLOVA Maria	SVK	5.000	7.666		12.666
88	697	NOVAK Fiona	SLO	5.100	7.566		12.666
89	643	CANTU MATA Marisela	MEX	4.600	8.058		12.658
90	656	MITCHELL Briana	NZL	4.800	7.833		12.633
91	583	MAURIN Eva	FRA	5.200	7.333		12.533
92	665	MARQUES DE LIMA Z.	POR	4.600	7.900		12.500
93	607	LONAI Hajnalka	HUN	5.000	7.500		12.500
94	753	KAYDALOVA Alona	UKR	5.400	7.100		12.500
95	535	DANCOSE-GIAMBATTISTO	CAN	5.600	6.900		12.500
96	698	STAEMPFLI Linda	SUI	4.600	7.866		12.466
97	636	PARK Eunkyung	KOR	5.100	7.366		12.466
98	641	SVILPAITE Laura	LTU	4.700	7.733		12.433
99	736	UCTAS Goksu	TUR	5.500	6.933		12.433
100	503	ESTARLI Lucila	ARG	4.700	7.666		12.366
101	640	EUM Eunhui	KOR	4.900	7.466		12.366
102	725	KARIMDJANOVA Diana	UZB	5.200	7.166		12.366
103	519	VERSONNEN Lin	BEL	4.700	7.600		12.300
104	703	STEINGRUBER Giulia	SUI	4.700	7.600		12.300
105	531	KUROIWA YAMAMOTO LE.	BRA	4.700	7.600		12.300
106	658	RAE Jordan	NZL	4.800	7.500		12.300
107	727	BRICENO FRONTADO F.	VEN	4.900	7.400		12.300
108	601	MITRAKOU Paschalina	GRE	5.100	7.200		12.300
109	696	KAMNIKAR Ivana	SLO	4.700	7.533		12.233
110	618	HERMANNSDOTTIR T.	ISL	4.600	7.600		12.200
111	746	PITSIKALI Maria	GRE	4.900	7.300		12.200
112	638	MOON Eun Mee	KOR	5.100	7.100		12.200
113	522	SOTNIKAVA Alina	BLR	4.500	7.666		12.166
114	577	PIETILAE Reeta	FIN	4.500	7.633		12.133
115	604	WONG Hiu Ying Angel	HKG	4.600	7.533		12.133
116	553	SIKULOVA Jana	CZE	5.000	7.100		12.100
117	752	DIACCI Jessica	SUI	5.200	6.900		12.100
118	608	CSILLAG Tunde	HUN	4.300	7.766		12.066
119	548	AVENDANO ROMERO M.	COL	4.600	7.466		12.066
120	511	FA Katharina	AUT	5.000	7.066		12.066
121	726	VOLODCHENKO Irina	UZB	4.500	7.533		12.033
122	700	RUTZ Jennifer	SUI	4.600	7.433		12.033
123	663	FRANDOFERT Monika	POL	4.700	7.333		12.033
124	536	LEBLOND-CHARTRAND C.	CAN	5.000	7.033		12.033
125	695	KYSSELEF Tjasa	SLO	4.300	7.700		12.000
126	734	BELAK Teja	SLO	5.200	6.766		11.966
127	525	MARACHKOUSKAYA N.	BLR	4.900	7.033		11.933
128	600	ZAFEIRAKI Evgenia	GRE	5.300	6.700	0.1	11.900
129	708	CHEN Yu Chun	TPE	4.400	7.466		11.866

RESULTS WOMEN'S QUALIFICATION

SAT 16 OCT 2010 - 9:00



Rank	Bib	Name	NOC Code	D Score	E Score	Pen	Total
130	687	HELDSINGER Ashleigh	RSA	4.500	7.333		11.833
131	575	URVIKKO Annika	FIN	4.900	6.900		11.800
132	730	PENA MUNOZ M.	VEN	5.100	6.700		11.800
133	550	ESCOBAR GOMEZ C.	COL	4.200	7.533		11.733
134	576	OJALA Rosanna	FIN	4.400	7.333		11.733
135	724	SAPARBAEVA Asal	UZB	4.100	7.600		11.700
136	738	ASLAN Sema Fidel	TUR	4.500	7.166		11.666
137	606	DIVEKY Luca	HUN	4.800	6.833		11.633
138	517	CROKET Julie	BEL	4.400	7.200		11.600
139	596	TOLLE Pia	GER	4.800	6.800		11.600
140	594	HILL Lisa Katharina	GER	4.600	6.966		11.566
141	686	SZABO Nicole	RSA	4.600	6.900		11.500
142	527	ZAITSAVA Yauheniya	BLR	4.100	7.366		11.466
143	646	MORENO MEDINA A.	MEX	4.400	7.033		11.433
144	685	PARSONS Chanel	RSA	4.500	6.933		11.433
145	648	UNDA SOSA M.	MEX	4.800	6.633		11.433
146	534	MILEVA Ralitsa	BUL	4.100	7.266		11.366
147	621	KOREN Hadas	ISR	5.000	6.466	0.1	11.366
148	619	COHEN Sapir Hana	ISR	4.400	6.900		11.300
149	574	LAISI Ida	FIN	4.800	6.500		11.300
150	609	TOTH Renata	HUN	4.800	6.466		11.266
151	667	CHOON Alexandra	POR	4.800	6.466		11.266
152	572	RODRIGUEZ RODRIGUEZ	ESP	4.800	6.400		11.200
153	737	OZKAN Ozlem	TUR	4.900	6.300		11.200
154	709	LO Yu Ju	TPE	4.700	6.466		11.166
155	523	KHAANH Liliya	BLR	5.000	6.166		11.166
156	514	PENKER Simone	AUT	4.600	6.500		11.100
157	657	MOON Holly	NZL	4.600	6.500		11.100
158	735	HORVAT Carmen	SLO	4.300	6.733		11.033
159	669	CALVETE RODRIGUES D.	POR	4.400	6.533		10.933
160	557	MOLACKOVA Marcela	CZE	4.300	6.600		10.900
161	668	OLIVEIRA Rita	POR	4.400	6.500		10.900
162	551	RUIZ CARDONA L.	COL	5.300	5.700	0.1	10.900
163	501	CARRARO A.	ARG	4.600	6.266		10.866
164	513	MADER Jasmin	AUT	4.600	6.266		10.866
165	547	SANCHEZ CARDENAS N.	COL	5.500	5.300		10.800
166	747	SZABADFI Szilvia	HUN	4.100	6.633		10.733
167	515	STOECKL Lisa Maria	AUT	4.600	6.033		10.633
168	683	KHWELA Jennifer	RSA	4.700	5.900		10.600
169	560	HULGAARD Mette	DEN	4.500	6.066		10.566
170	562	FURU Mia	DEN	4.000	6.500		10.500
171	569	ZALDIVAR Elena	ESP	4.700	5.800		10.500
172	578	CHIRINOS Kaisa	FIN	4.500	5.966		10.466

RESULTS
WOMEN'S QUALIFICATION

SAT 16 OCT 2010 - 9:00



Rank	Bib	Name	NOC Code	D Score	E Score	Pen	Total
173	684	SWAN Chantel	RSA	3.800	6.633		10.433
174	556	JANOVA Alice	CZE	3.700	6.400		10.100
175	524	VYSOTSKAYA Nadzeya	BLR	5.100	4.966		10.066
176	595	MOEBIUS Joeline	GER	4.200	5.933	0.1	10.033
177	733	NG Pui Sze	HKG	3.600	6.333		9.933
178	558	HADRBOLCOVA Klara	CZE	4.200	5.600		9.800
179	732	SOTILLO VILLANUEVA	VEN	4.700	4.866		9.566
180	666	KISLINSKAYA E.	POR	4.500	5.033		9.533
181	510	ECKER Lisa	AUT	4.900	4.466		9.366
182	729	MEDINA CHAVEZ Y.	VEN	3.700	5.566		9.266
183	559	LAURITSEN Michelle	DEN	3.700	5.466		9.166
184	617	BELANYI Dominiqua	ISL	4.600	4.566		9.166
185	561	ANDERSEN Laerke	DEN	3.600	5.500		9.100
186	723	GOREVA Yuliya	UZB	4.800	3.866		8.666
187	564	JENSEN Louise	DEN	3.300	4.708		8.008
188	546	YANG Yilin	CHN	0.000	0.000		0.000
188	549	GIL ORTIZ Jessica	COL	0.000	0.000		0.000

Legend:

D Panel Difficulty judges

E Panel Execution judges

Pen Penalty

Q Qualified for Beam Final

R Reserve for Beam Final



Beam

RESULTS WOMEN'S QUALIFICATION

SAT 16 OCT 2010 - 9:00



Rank	Bib	Name	NOC Code	D Score	E Score	Pen	Total
1	690	MUSTAFINA Aliya	RUS	5.800	9.033		14.833 Q
2	689	AFANASYEVA Ksenia	RUS	5.800	8.966		14.766 Q
3	677	IZBASA Sandra Raluca	ROU	6.000	8.766		14.766 Q
4	543	SUI Lu	CHN	5.900	8.733		14.633 Q
5	508	MITCHELL Lauren	AUS	5.800	8.766	0.1	14.466 Q
6	679	CHELARU Diana Maria	ROU	5.900	8.566		14.466 Q
7	627	FERRARI Vanessa	ITA	5.600	8.858		14.458 Q
8	720	RAISMAN Alexandra	USA	5.700	8.683		14.383 Q
9	649	VAN GERNER Celine	NED	5.400	8.866		14.266 R
10	588	WHELAN Hannah	GBR	5.700	8.533		14.233 R
11	680	Haidu Raluca Oana	ROU	5.400	8.800		14.200
12	751	DEMENTYEVA Anna	RUS	5.700	8.500		14.200
13	716	BROSS Rebecca	USA	5.600	8.566		14.166 R
14	532	MATIAS HYPOLITO D.	BRA	5.400	8.700		14.100
15	678	PORGRAS Ana	ROU	5.500	8.566		14.066
16	745	CAIRNS Imogen	GBR	5.600	8.466		14.066
17	586	TWEDDLE Elizabeth	GBR	5.700	8.300		14.000
18	702	KAESLIN Ariella	SUI	5.600	8.366		13.966
19	542	HE Kexin	CHN	5.200	8.733		13.933
20	629	TSURUMI Koko	JPN	5.300	8.633		13.933
21	590	PINCHES Jennifer	GBR	5.600	8.333		13.933
22	714	HOLENKOVA Valentyna	UKR	5.400	8.500		13.900
23	728	LOPEZ Jessica	VEN	5.500	8.400		13.900
24	505	BRENNAN Ashleigh	AUS	5.300	8.533		13.833
25	541	JIANG Yuyan	CHN	5.700	8.333	0.2	13.833
26	517	CROKET Julie	BEL	5.400	8.400		13.800
27	631	TANAKA Rie	JPN	5.200	8.500		13.700
28	632	YAMAGISHI Mai	JPN	5.300	8.400		13.700
29	539	SAVONA Jessica	CAN	5.400	8.300		13.700
30	718	SLOAN Bridget	USA	5.500	8.200		13.700
31	546	YANG Yilin	CHN	5.100	8.566		13.666
32	623	PREZIOSA Elisabetta	ITA	5.000	8.633		13.633
33	507	MILLER Larrissa	AUS	5.300	8.433	0.1	13.633
34	529	FERNANDES BARBOSA J.	BRA	5.500	8.133		13.633
35	626	LICCHETTA Serena	ITA	5.100	8.500		13.600
35	711	FOMENKO Alina	UKR	5.100	8.500		13.600
37	580	MALAUSSENA Aurelie	FRA	5.100	8.466		13.566
38	582	BREVET Marine	FRA	5.400	8.166		13.566
39	717	CAQUATTO Mackenzie	USA	5.200	8.333		13.533
40	624	PAROLARI Lia	ITA	5.000	8.500		13.500
41	749	MOSHAGE Yvette	NED	5.300	8.166		13.466
42	625	MATTONI J.	ITA	4.900	8.533		13.433
43	522	SOTNIKAVA Alina	BLR	5.000	8.433		13.433

RESULTS WOMEN'S QUALIFICATION

SAT 16 OCT 2010 - 9:00



Rank	Bib	Name	NOC Code	D Score	E Score	Pen	Total
44	652	HARMES Suzanna	NED	5.100	8.433	0.1	13.433
45	540	VACULIK Kristina	CAN	5.200	8.233		13.433
46	640	EUM Eunhui	KOR	5.300	8.133		13.433
47	584	PETIT Marine	FRA	4.900	8.500		13.400
48	504	BONORA Georgia	AUS	5.100	8.300		13.400
49	608	CSILLAG Tunde	HUN	5.100	8.300		13.400
50	722	GALIULINA Luisa	UZB	5.400	8.000		13.400
51	659	PIHAN-KULESZA Marta	POL	5.400	7.966		13.366
52	595	MOEBIUS Joeline	GER	5.000	8.333		13.333
53	645	GARCIA RODRIGUEZ BL.	MEX	5.100	8.233		13.333
54	544	HUANG Qiushuang	CHN	5.400	8.233	0.3	13.333
55	651	GOEDKOOP Joy Rianne	NED	5.100	8.208		13.308
56	528	DOMINGUES COBELLO P.	BRA	5.000	8.300		13.300
57	533	NUNES GOMES A.	BRA	5.100	8.200		13.300
58	571	CARMONA URBANO A.	ESP	5.000	8.266		13.266
59	635	JO Hyunjoo	KOR	5.400	7.866		13.266
60	598	MILLOUSI Vasiliki	GRE	4.800	8.433		13.233
61	601	MITRAKOU Paschalina	GRE	4.900	8.333		13.233
62	583	MAURIN Eva	FRA	5.000	8.333	0.1	13.233
63	620	RABINOVITZ Roni	ISR	5.100	8.133		13.233
64	719	LARSON Mattie	USA	5.500	7.733		13.233
65	715	KOVAL Anastasiia	UKR	5.000	8.208		13.208
66	591	HIBBERT Nicole	GBR	4.800	8.400		13.200
67	506	LITTLE Emily	AUS	5.200	8.100	0.1	13.200
68	726	VOLODCHENKO Irina	UZB	5.100	8.066		13.166
69	736	UCTAS Goksu	TUR	5.300	8.266	0.4	13.166
70	593	SEITZ Elisabeth	GER	5.600	7.733	0.2	13.133
71	536	LEBLOND-CHARTRAND C.	CAN	4.700	8.400		13.100
72	641	SVILPAITE Laura	LTU	4.900	8.200		13.100
73	653	RIJKEN Marlies	NED	5.000	8.100		13.100
74	724	SAPARBAEVA Asal	UZB	5.000	8.100		13.100
75	622	MAKSIUTA Valeriia	ISR	5.200	8.000	0.1	13.100
76	516	VANWALLEGHEM Aagje	BEL	4.900	8.266	0.1	13.066
77	647	ESTRADA MARTINEZ Y.	MEX	4.900	8.166		13.066
78	691	NABIEVA Tatiana	RUS	5.200	7.866		13.066
79	661	JURKOWSKA Katarzyna	POL	4.900	8.233	0.1	13.033
80	555	PECHANCOVA Nicole	CZE	4.600	8.400		13.000
81	550	ESCOBAR GOMEZ C.	COL	5.000	8.000		13.000
82	526	MAKHAUTSOVA Volha	BLR	4.900	8.066		12.966
83	713	CHERNIY Yevheniya	UKR	4.900	8.133	0.1	12.933
84	633	OZAWA Momoko	JPN	5.000	8.133	0.2	12.933
85	705	JONSSON Ida	SWE	5.000	8.033	0.1	12.933
86	663	FRANDOFERT Monika	POL	4.800	8.200	0.1	12.900

RESULTS WOMEN'S QUALIFICATION

SAT 16 OCT 2010 - 9:00



Rank	Bib	Name	NOC Code	D Score	E Score	Pen	Total
87	503	ESTARLI Lucila	ARG	4.800	8.100		12.900
88	753	KAYDALOVA Alona	UKR	4.900	8.000		12.900
89	698	STAEMPFLI Linda	SUI	4.500	8.366		12.866
90	662	JANIK Gabriela	POL	4.800	8.033		12.833
91	575	URVIKKO Annika	FIN	4.900	7.933		12.833
92	703	STEINGRUBER Giulia	SUI	4.900	7.933		12.833
93	609	TOTH Renata	HUN	5.100	7.733		12.833
94	600	ZAFEIRAKI Evgenia	GRE	5.200	7.733	0.1	12.833
95	665	MARQUES DE LIMA Z.	POR	4.600	8.166		12.766
96	730	PENA MUNOZ M.	VEN	4.900	7.866		12.766
97	666	KISLINSKAYA E.	POR	4.600	8.133		12.733
98	704	HOMOLOVA Maria	SVK	4.600	8.133		12.733
99	597	HINDERMANN Giulia	GER	4.700	8.233	0.2	12.733
100	570	VILA BARNES Claudia	ESP	4.800	8.000	0.1	12.700
101	585	MOREL Pauline	FRA	4.800	7.900		12.700
102	643	CANTU MATA Marisela	MEX	4.600	8.066		12.666
103	578	CHIRINOS Kaisa	FIN	4.600	8.066		12.666
104	553	SIKULOVA Jana	CZE	4.700	8.066	0.1	12.666
105	537	MACKIE Charlotte	CAN	4.900	8.066	0.3	12.666
106	630	SHINTAKE Yuko	JPN	4.900	7.866	0.1	12.666
107	527	ZAITSAVA Yauheniya	BLR	4.900	7.766		12.666
108	572	RODRIGUEZ RODRIGUEZ	ESP	4.400	8.233		12.633
109	695	KYSSELEF Tjasa	SLO	4.600	8.033		12.633
110	740	MYS Gaelle	BEL	4.600	8.033		12.633
111	518	SCIANGUETTA Floriane	BEL	4.800	7.833		12.633
112	638	MOON Eun Mee	KOR	4.800	7.800		12.600
113	683	KHWELA Jennifer	RSA	4.900	7.700		12.600
114	560	HULGAARD Mette	DEN	4.600	7.966		12.566
115	596	TOLLE Pia	GER	4.700	7.966	0.1	12.566
116	692	SEMENOVA Ksenia	RUS	5.400	7.166		12.566
117	637	PARK Ji Yeon	KOR	4.700	7.833		12.533
118	513	MADER Jasmin	AUT	4.900	7.633		12.533
119	573	MIRONESCU IANCU COC.	ESP	5.000	7.833	0.3	12.533
120	687	HELDSINGER Ashleigh	RSA	4.400	8.100		12.500
121	548	AVENDANO ROMERO M.	COL	4.400	8.033		12.433
122	569	ZALDIVAR Elena	ESP	4.700	7.833	0.1	12.433
123	521	CANART Alice	BEL	4.200	8.200		12.400
124	686	SZABO Nicole	RSA	4.300	8.100		12.400
125	697	NOVAK Fiona	SLO	4.600	7.800		12.400
126	534	MILEVA Ralitsa	BUL	4.700	7.633		12.333
127	723	GOREVA Yuliya	UZB	4.800	7.833	0.3	12.333
128	594	HILL Lisa Katharina	GER	5.000	7.633	0.3	12.333
129	606	DIVEKY Luca	HUN	4.600	7.700		12.300

RESULTS WOMEN'S QUALIFICATION

SAT 16 OCT 2010 - 9:00



Rank	Bib	Name	NOC Code	D Score	E Score	Pen	Total
130	531	KUROIWA YAMAMOTO LE.	BRA	5.100	7.200		12.300
131	700	RUTZ Jennifer	SUI	4.400	7.866		12.266
132	574	LAISI Ida	FIN	4.900	7.766	0.4	12.266
133	734	BELAK Teja	SLO	4.500	7.733		12.233
134	737	OZKAN Ozlem	TUR	4.600	7.633		12.233
135	667	CHOON Alexandra	POR	4.600	7.600		12.200
136	607	LONAI Hajnalka	HUN	4.700	7.500		12.200
137	658	RAE Jordan	NZL	4.600	7.666	0.1	12.166
138	636	PARK Eunkyung	KOR	4.900	7.266		12.166
139	500	TARABINI Ayelen	ARG	5.200	6.966		12.166
140	551	RUIZ CARDONA L.	COL	4.800	7.333		12.133
141	514	PENKER Simone	AUT	4.000	8.100		12.100
142	696	KAMNIKAR Ivana	SLO	4.500	7.600		12.100
143	558	HADBOLCOVA Klara	CZE	4.300	7.766		12.066
144	510	ECKER Lisa	AUT	4.500	7.566		12.066
145	727	BRICENO FRONTADO F.	VEN	4.800	7.266		12.066
146	747	SZABADFI Szilvia	HUN	4.400	7.733	0.1	12.033
147	656	MITCHELL Briana	NZL	4.500	7.633	0.1	12.033
148	664	PLICHTA Paula	POL	4.900	7.233	0.1	12.033
149	617	BELANYI Dominiqua	ISL	4.400	7.600		12.000
150	599	BISMPIKOU Stefani	GRE	4.500	7.500		12.000
151	668	OLIVEIRA Rita	POR	4.000	7.900		11.900
152	619	COHEN Sapir Hana	ISR	4.200	7.700		11.900
153	515	STOECKL Lisa Maria	AUT	4.400	7.500		11.900
154	646	MORENO MEDINA A.	MEX	4.900	7.000		11.900
155	742	WILLIS Emma	CAN	5.000	7.200	0.3	11.900
156	670	ABRANTES Diana	POR	3.800	8.000		11.800
157	562	FURU Mia	DEN	4.200	7.600		11.800
158	524	VYSOTSKAYA Nadzeya	BLR	5.100	6.700		11.800
159	685	PARSONS Chanel	RSA	3.800	7.966		11.766
160	556	JANOVA Alice	CZE	4.500	7.466	0.2	11.766
161	523	KHAANH Liliya	BLR	4.700	7.066		11.766
162	561	ANDERSEN Laerke	DEN	4.100	7.633		11.733
163	618	HERMANNSDOTTIR T.	ISL	4.600	7.933	0.8	11.733
164	657	MOON Holly	NZL	4.700	7.033		11.733
165	511	FA Katharina	AUT	3.900	7.766		11.666
166	684	SWAN Chantel	RSA	4.100	7.666	0.1	11.666
167	579	TIITTA Paula	FIN	4.400	7.366	0.1	11.666
168	725	KARIMDJANOVA Diana	UZB	4.700	7.033	0.1	11.633
169	621	KOREN Hadas	ISR	3.900	7.800	0.2	11.500
170	699	SENN Jennifer	SUI	4.600	6.866		11.466
171	738	ASLAN Sema Fidel	TUR	4.100	7.333		11.433
172	648	UNDA SOSA M.	MEX	4.400	7.333	0.3	11.433

RESULTS
WOMEN'S QUALIFICATION

SAT 16 OCT 2010 - 9:00



Rank	Bib	Name	NOC Code	D Score	E Score	Pen	Total
173	708	CHEN Yu Chun	TPE	4.400	7.500	0.5	11.400
174	746	PITSIKALI Maria	GRE	4.000	7.300		11.300
175	576	OJALA Rosanna	FIN	4.100	7.200		11.300
176	729	MEDINA CHAVEZ Y.	VEN	4.900	6.200		11.100
177	564	JENSEN Louise	DEN	3.400	7.600		11.000
178	642	NEVEDOMSKAITE Greta	LTU	3.300	7.600		10.900
179	501	CARRARO A.	ARG	4.300	6.566		10.866
180	709	LO Yu Ju	TPE	3.800	6.466		10.266
181	733	NG Pui Sze	HKG	3.200	6.966		10.166
182	559	LAURITSEN Michelle	DEN	3.300	6.700		10.000
183	731	ROJAS Ivet	VEN	0.600	2.500		3.100
184	557	MOLACKOVA Marcela	CZE	0.000	0.000		0.000

Legend:

D Panel Difficulty judges

E Panel Execution judges

Pen Penalty

Q Qualified for Floor Final

R Reserve for Floor Final

 Floor

LIST OF QUALIFIERS
WOMEN'S INDIVIDUAL ALL-AROUND FINAL

FRI 22 OCT 2010 - 19:30

Qualifying Order	Bib	Name	NOC Code	Qualification Score	Qual. Rank
1	690	MUSTAFINA Aliya	RUS	60.666	(1)
2	716	BROSS Rebecca	USA	59.081	(2)
3	720	RAISMAN Alexandra	USA	58.315	(3)
4	541	JIANG Yuyan	CHN	58.099	(4)
5	544	HUANG Qishuang	CHN	58.065	(5)
6	678	PORGRAS Ana	ROU	57.898	(6)
7	508	MITCHELL Lauren	AUS	57.865	(7)
8	691	NABIEVA Tatiana	RUS	57.565	(8)
9	702	KAESLIN Ariella	SUI	56.432	(10)
10	680	Haidu Raluca Oana	ROU	56.199	(12)
11	627	FERRARI Vanessa	ITA	56.124	(13)
12	631	TANAKA Rie	JPN	55.699	(14)
13	728	LOPEZ Jessica	VEN	55.632	(15)
14	588	WHELAN Hannah	GBR	55.499	(16)
15	593	SEITZ Elisabeth	GER	55.465	(18)
16	649	VAN GERNER Celine	NED	55.399	(19)
17	504	BONORA Georgia	AUS	55.265	(20)
18	532	MATIAS HYPOLITO Daniele	BRA	55.132	(21)
19	580	MALAUSSENA Aurelie	FRA	55.098	(22)
20	529	FERNANDES BARBOSA Jade	BRA	54.766	(24)
21	629	TSURUMI Koko	JPN	54.732	(25)
22	659	PIHAN-KULESZA Marta	POL	54.682	(26)
23	623	PREZIOSA Elisabetta	ITA	54.590	(27)
24	591	HIBBERT Nicole	GBR	54.566	(28)
Reserves					
R1	516	VANWALLEGHEM Aagje	BEL	54.331	(29)
R2	540	VACULIK Kristina	CAN	54.065	(30)
R3	582	BREVET Marine	FRA	54.065	(31)
R4	651	GOEDKOOP Joy Rianne	NED	53.773	(33)

Legend:

Qual. Qualification Rx Reserve for All-Around Final

LIST OF QUALIFIERS WOMEN'S APPARATUS FINALS

SAT 23 OCT 2010 - 13:30



Qualifying Order	Bib	Name	NOC Code	Qual. Score
1	690	MUSTAFINA Aliya	RUS	15.283
2	721	SACRAMONE Alicia	USA	15.266
3	529	FERNANDES BARBOSA Jade	BRA	14.633
4	693	KURBATOVA Ekaterina	RUS	14.633
5	702	KAESLIN Ariella	SUI	14.603
6	635	JO Hyunjoo	KOR	14.250
7	745	CAIRNS Imogen	GBR	14.195
8	679	CHELARU Diana Maria	ROU	14.016
Reserves				
R1	544	HUANG Qiushuang	CHN	14.016
R2	647	ESTRADA MARTINEZ Y.	MEX	13.899
R3	591	HIBBERT Nicole	GBR	13.866



Qualifying Order	Bib	Name	NOC Code	Qual. Score
1	542	HE Kexin	CHN	16.066
2	544	HUANG Qiushuang	CHN	15.666
3	586	TWEDDLE Elizabeth	GBR	15.600
4	690	MUSTAFINA Aliya	RUS	15.300
5	593	SEITZ Elisabeth	GER	14.966
6	716	BROSS Rebecca	USA	14.933
7	678	PORGRAS Ana	ROU	14.733
8	718	SLOAN Bridget	USA	14.700
Reserves				
R1	691	NABIEVA Tatiana	RUS	14.700
R2	587	DOWNIE Rebecca	GBR	14.300
R3	507	MILLER Larrissa	AUS	14.300



Qualifying Order	Bib	Name	NOC Code	Qual. Score
1	678	PORGRAS Ana	ROU	15.266
2	716	BROSS Rebecca	USA	15.266
3	751	DEMENTYEVA Anna	RUS	15.133
4	545	DENG Linlin	CHN	15.100
5	508	MITCHELL Lauren	AUS	14.966
6	690	MUSTAFINA Aliya	RUS	14.933
7	721	SACRAMONE Alicia	USA	14.866
8	710	DEMYANCHUK Yana	UKR	14.533
Reserves				
R1	623	PREZIOSA Elisabetta	ITA	14.525
R2	544	HUANG Qiushuang	CHN	14.466
R3	659	PIHAN-KULESZA Marta	POL	14.400



Qualifying Order	Bib	Name	NOC Code	Qual. Score
1	690	MUSTAFINA Aliya	RUS	14.833
2	689	AFANASYEVA Ksenia	RUS	14.766
3	677	IZBASA Sandra Raluca	ROU	14.766
4	543	SUI Lu	CHN	14.633
5	508	MITCHELL Lauren	AUS	14.466
6	679	CHELARU Diana Maria	ROU	14.466
7	627	FERRARI Vanessa	ITA	14.458
8	720	RAISMAN Alexandra	USA	14.383
Reserves				
R1	649	VAN GERNER Celine	NED	14.266
R2	588	WHELAN Hannah	GBR	14.233
R3	716	BROSS Rebecca	USA	14.166

Legend:

Qual. Qualification

Rx Reserve



Vault



Uneven Bars







Beam



Floor

ALL-AROUND RESULTS AFTER SUBDIVISION 6 MEN'S QUALIFICATION

MON 18 OCT 2010 - 9:00

Rank	Bib	Name	NOC Code							Total
1	272	UCHIMURA Kohei	JPN	14.966	<u>15.133</u>	15.400	16.333	15.366	15.033	92.231
2	161	LU Bo	CHN	14.633	14.000	14.966	<u>15.933</u>	15.341	14.766	89.639
3	392	HORTON Jonathan	USA	14.700	13.733	15.233	15.900	14.766	<u>15.266</u>	89.598
4	216	PURVIS Daniel	GBR	15.266	14.600	14.200	<u>16.066</u>	14.833	14.533	89.498
5	284	YOO Won Chul	KOR	14.416	14.200	<u>15.466</u>	15.400	14.841	15.100	89.423
6	350	KOCZI Flavius	ROU	15.000	14.966	14.700	<u>16.166</u>	14.833	13.733	89.398
7	159	TENG Haibin	CHN	14.200	14.783	14.166	<u>15.866</u>	15.633	14.533	89.181
8	217	HUNTER Samuel	GBR	14.800	14.708	14.366	<u>15.900</u>	14.650	14.666	89.090
9	394	LEYVA Danell	USA	13.900	13.900	14.433	15.658	15.233	<u>15.633</u>	88.757
10	274	UEMATSU Koji	JPN	13.266	<u>14.133</u>	14.733	15.433	15.400	15.733	88.698
11	393	LEGENDRE Steven	USA	15.233	13.700	14.333	15.991	14.633	<u>14.266</u>	88.156
12	276	KOBAYASHI Kenya	JPN	14.133	<u>13.833</u>	15.433	14.933	15.175	14.633	88.140
13	215	THOMAS Kristian	GBR	14.500	14.275	14.366	<u>15.800</u>	14.033	14.866	87.840
14	219	PANTELEYMONOV Ruslan	GBR	14.533	13.966	14.533	<u>15.866</u>	14.733	14.066	87.697
15	210	TOMMASONE Cyril	FRA	14.066	15.500	14.000	15.166	14.233	<u>14.450</u>	87.415
16	198	MUNOZ Sergio	ESP	14.300	14.300	<u>14.800</u>	16.100	13.233	14.366	87.099
17	132	SAVITSKI Dzmityr	BLR	<u>14.200</u>	14.500	14.358	15.600	14.508	13.766	86.932
18	288	KIM Soo Myun	KOR	14.400	14.325	<u>13.966</u>	16.000	14.733	13.366	86.790
19	273	YAMAMURO Koji	JPN	11.100	<u>13.700</u>	15.633	16.300	15.000	14.966	86.699
20	281	VALEIEV Ildar	KAZ	14.066	14.033	<u>14.600</u>	14.566	15.366	13.800	86.431
21	163	GIRALDO LOPEZ J.	COL	<u>13.600</u>	13.666	14.733	15.333	14.866	14.133	86.331
22	113	JEFFERIS Joshua	AUS	13.966	<u>12.933</u>	14.800	15.733	14.800	14.000	86.232
23	151	GAFUIK Nathan	CAN	<u>14.100</u>	13.500	13.833	15.966	14.700	14.133	86.232
24	325	KULESZA Roman	POL	<u>13.633</u>	13.241	13.966	15.500	14.933	14.866	86.139
25	367	GISI Roman	SUI	13.666	14.100	13.933	<u>15.700</u>	14.100	14.566	86.065
26	209	SABOT Hamilton	FRA	14.108	14.666	14.500	14.408	13.566	<u>14.733</u>	85.981
27	307	WAMMES Jeffrey	NED	14.700	12.933	14.400	16.400	12.300	<u>15.166</u>	85.899
28	365	CAPELLI Claudio	SUI	14.033	13.266	13.900	<u>15.991</u>	15.241	13.266	85.697
29	351	BUIDOSO Ovidiu	ROU	12.733	14.833	14.000	<u>15.600</u>	14.300	14.166	85.632
30	154	LUKENCHUK Jayd	CAN	<u>13.966</u>	13.166	13.766	15.900	14.433	14.133	85.364
31	352	BATAGA Cristian Ioan	ROU	14.333	14.341	14.366	<u>14.233</u>	14.266	13.733	85.272
32	331	ALMEIDA CAMPOS M.	POR	12.900	13.833	14.433	14.933	<u>14.666</u>	14.333	85.098
33	309	DEURLOO Bart	NED	14.233	12.600	13.666	15.866	14.500	<u>14.133</u>	84.998
34	371	PIASECKY Samuel	SVK	13.433	12.800	13.366	<u>15.300</u>	15.366	14.666	84.931
35	169	UDE Filip	CRO	14.000	15.500	12.733	15.466	<u>14.075</u>	12.766	84.540
36	368	GROVES Daniel	SUI	12.800	14.066	13.566	<u>15.600</u>	14.100	14.400	84.532
37	106	MOLINARI Federico	ARG	<u>13.866</u>	12.900	14.833	15.083	14.366	13.383	84.431
38	283	YERIMBETOV Yernar	KAZ	13.633	13.200	<u>13.433</u>	15.516	14.366	14.066	84.214
39	332	PALMA SIMOES Gustavo	POR	13.833	13.566	14.733	15.166	<u>14.166</u>	12.700	84.164
40	197	CARBALLO Manuel	ESP	12.966	13.100	<u>14.833</u>	15.691	13.683	13.866	84.139
41	114	OFFORD Samuel	AUS	13.833	<u>11.966</u>	14.800	15.433	14.133	13.900	84.065
42	403	FUENTES Jose Luis	VEN	12.200	<u>14.641</u>	13.233	15.125	14.400	14.466	84.065
43	165	LUGO SICHACA D.	COL	<u>14.333</u>	11.966	14.200	15.533	14.633	12.800	83.465
44	286	SIN Seob	KOR	13.800	13.866	<u>14.366</u>	15.200	13.000	13.133	83.365
45	228	LYMPANOVNOS Christos	GRE	13.633	12.733	13.600	15.358	<u>14.100</u>	13.800	83.224
46	278	GORBACHEV Stepan	KAZ	14.166	13.733	<u>13.733</u>	15.583	12.766	13.066	83.047
47	118	WIWATOWSKI Luke	AUS	13.233	<u>13.366</u>	12.266	15.533	14.200	14.433	83.031
48	135	BYKAU Artsiom	BLR	<u>12.933</u>	12.400	14.000	15.200	14.416	13.766	82.715

ALL-AROUND RESULTS AFTER SUBDIVISION 6 MEN'S QUALIFICATION

MON 18 OCT 2010 - 9:00

Rank	Bib	Name	NOC Code							Total
49	234	SHEK Wai Hung	HKG	13.266	13.500	<u>12.900</u>	14.966	14.200	13.633	82.465
50	324	PENG Patrick	NZL	13.683	<u>11.766</u>	13.950	15.500	14.000	13.533	82.432
51	190	EL SAHARTY M.	EGY	<u>13.666</u>	12.933	13.533	15.666	13.433	13.200	82.431
52	146	PENEV Eddie	BUL	15.066	11.900	<u>13.666</u>	16.200	12.433	12.900	82.165
53	311	BLETTERMAN Michel	NED	13.866	12.933	13.150	14.566	13.900	<u>13.700</u>	82.115
54	173	BREZ Marko	CRO	13.333	13.700	13.333	14.533	<u>12.933</u>	13.700	81.532
55	372	STENBERG Mans	SWE	14.200	10.833	13.800	<u>15.766</u>	13.600	13.300	81.499
56	297	TREFILOVS Dmitrijs	LAT	13.566	12.933	13.700	<u>13.633</u>	13.600	14.066	81.498
57	230	KAILIDIS Charalampos	GRE	13.033	13.466	13.433	14.633	<u>13.016</u>	13.900	81.481
58	107	MARTINEZ ERAZUN O.	ARG	<u>13.058</u>	11.666	14.300	14.333	14.100	13.866	81.323
59	166	BROCHERO GARY J.	COL	<u>13.600</u>	13.600	12.633	15.275	13.900	12.133	81.141
60	255	CARSON Luke	IRL	13.266	13.000	<u>13.500</u>	14.516	13.700	12.900	80.882
61	333	ALMEIDA Simao	POR	13.833	11.266	14.066	15.233	<u>14.300</u>	12.033	80.731
62	250	KHENARINEZHAD Hadi	IRI	13.933	<u>12.633</u>	14.700	14.800	13.300	11.300	80.666
63	110	LOMPIZANO J.	ARG	<u>13.966</u>	12.700	12.266	15.166	13.433	12.633	80.164
64	208	NIVA Heikki	FIN	13.866	11.833	12.866	14.933	<u>13.466</u>	13.100	80.064
65	300	PALGEN Sascha	LUX	12.966	10.016	14.533	<u>14.933</u>	13.866	13.633	79.947
66	322	KOUDINOV Mikhail	NZL	14.133	<u>13.033</u>	13.833	13.300	12.541	12.966	79.806
67	330	LABUTIN Maciej	POL	<u>12.633</u>	12.916	13.533	14.466	13.233	12.866	79.647
68	374	CHOKPAOUMPAI Weena	THA	13.366	<u>11.566</u>	13.300	15.600	13.433	12.033	79.298
69	347	ALSADI Mahmood	QAT	12.600	12.700	13.100	14.833	13.333	<u>12.533</u>	79.099
70	429	KEKELOS Stavros	GRE	12.400	11.633	13.525	14.400	<u>13.566</u>	13.533	79.057
71	253	RAMEZANPOUR Mohammad	IRI	13.533	<u>13.800</u>	12.400	14.533	13.200	11.533	78.999
72	407	VELOZ PEREZ X.	VEN	12.300	<u>12.900</u>	13.033	15.100	13.033	12.633	78.999
73	171	BOROSA Filip	CRO	13.733	12.216	12.433	14.533	<u>13.133</u>	12.433	78.481
74	174	BARON Matija	CRO	13.366	13.300	12.766	14.366	<u>11.733</u>	12.900	78.431
75	189	SROUR Mohamed Sayed	EGY	<u>12.933</u>	11.233	13.741	15.300	13.300	11.566	78.073
76	376	KAERPANYA Woranad	THA	12.766	<u>11.933</u>	11.666	15.566	13.000	12.333	77.264
77	192	MOHAMED KHALED M.	EGY	<u>12.866</u>	11.391	13.300	14.766	12.966	11.866	77.155
78	111	BARRIONUEVO Martin	ARG	<u>13.333</u>	11.633	13.116	14.566	12.133	12.333	77.114
79	254	AZAMI Amir	IRI	13.033	<u>10.733</u>	14.066	14.600	12.466	12.166	77.064
80	375	KAERPANYA Rartchawat	THA	12.966	<u>11.866</u>	12.566	14.733	13.666	11.266	77.063
81	373	SIMONEN Toni	SWE	12.500	10.800	13.333	<u>15.333</u>	13.333	11.666	76.965
82	183	WINDFELD - HELLSTEN	DEN	12.433	12.033	12.600	14.400	12.458	<u>12.666</u>	76.590
83	186	WINTHER Joachim	DEN	12.666	10.300	12.491	14.633	12.966	<u>13.375</u>	76.431
84	162	ZHANG Chenglong	CHN	14.100	14.366		<u>15.900</u>	15.466	15.766	75.598
85	406	PARRA MARANA Johny	VEN	12.000	<u>12.833</u>	10.566	14.600	12.600	12.966	75.565
86	405	MANAMA CASTILLO J.	VEN	11.900	<u>11.600</u>	11.766	14.966	13.466	11.833	75.531
87	257	O'DONNELL Anthony	IRL	13.141	10.133	<u>12.400</u>	14.433	12.408	12.583	75.098
88	184	PURGE Florin	DEN	10.733	11.233	13.166	14.433	12.200	<u>12.783</u>	74.548
89	188	DE LEON DE JESUS J.	DOM	12.500	9.933	11.966	<u>14.833</u>	12.133	13.100	74.465
90	390	BROOKS Christopher	USA	13.966	14.033		15.933	14.908	<u>15.500</u>	74.340
91	345	ALDAYANI Ahmed	QAT	10.233	11.500	12.500	13.266	13.466	<u>13.333</u>	74.298
92	270	AL ASI Ali	JOR	12.066	10.133	<u>15.133</u>	14.566	11.166	11.200	74.264
93	214	DA SILVA Gael	FRA	14.766		14.200	15.700	14.566	<u>14.866</u>	74.098
94	152	LYTWYN Kevin	CAN	<u>13.733</u>		14.600	15.933	14.433	14.833	73.532
95	134	KASPIAROVICH Dzmitry	BLR	<u>13.966</u>		14.433	16.333	14.733	14.033	73.498
96	103	HACIB Oualid	ALG	12.800	12.166	12.733	11.333	12.633	<u>11.666</u>	73.331







ALL-AROUND RESULTS AFTER SUBDIVISION 6 MEN'S QUALIFICATION

MON 18 OCT 2010 - 9:00

Rank	Bib	Name	NOC Code							Total
97	199	SAN MIGUEL Ivan	ESP		13.566	<u>15.400</u>	16.100	14.000	14.200	73.266
98	212	WILLIG Arnaud	FRA		14.233	14.533	15.200	14.700	<u>14.400</u>	73.066
99	200	GOMEZ FUERTES Javier	ESP	14.666		<u>14.733</u>	15.800	14.866	12.966	73.031
100	434	HA Changju	KOR		15.000	13.933	15.633	14.300	13.833	72.699
101	395	WYNN Brandon	USA	13.933		15.400	15.833	13.200	<u>14.066</u>	72.432
102	105	METIDJI Hellal	ALG	12.633	12.866	10.500	14.266	11.566	<u>10.333</u>	72.164
103	115	PICHLER Thomas	AUS	14.825		11.833	15.733	14.000	14.100	70.491
104	235	NG Kiu Chung	HKG	11.566	10.433	<u>13.166</u>	14.433	10.300	10.000	69.898
105	353	BUCUR Adrian	ROU	14.166	14.000	14.800		13.966	12.966	69.898
106	422	DZIAMCHYKHIN A.	BLR	<u>14.233</u>	13.566	14.366	13.800	13.533		69.498
107	117	WADSWORTH Luke	AUS	13.333	<u>13.166</u>		15.666	13.700	13.425	69.290
108	153	PAYNE Jackson	CAN	<u>13.566</u>	12.200	14.100		14.366	14.800	69.032
109	366	RAMSEIER Mark	SUI	13.133	12.433	14.300	<u>14.466</u>	14.266		68.598
110	137	BULAUSKI Pavel	BLR	<u>14.066</u>	12.400	13.933	15.033		13.100	68.532
111	312	BUTTER Arjen	NED	13.933	11.733	14.291	15.166	13.400		68.523
112	328	LIS Przemyslaw	POL	<u>11.633</u>		13.433	14.433	14.000	13.966	67.465
113	280	KOZHAKOV Nurtas	KAZ	12.766	13.066		14.541	13.133	13.500	67.006
114	320	HENNIN James	NZL		<u>11.933</u>	13.266	14.583	13.333	13.633	66.748
115	252	KHODADADITIRKOLAEI	IRI	13.100		12.900	13.958	13.633	13.066	66.657
116	191	AHMED A.	EGY	<u>13.500</u>	11.933		14.516	13.366	13.066	66.381
117	149	VALCHEV Velislav	BUL	13.166	10.833	<u>13.983</u>	14.500		13.633	66.115
118	108	CORDOBA Nicolas	ARG		11.700	13.433	14.466	12.933	13.566	66.098
119	148	VOVK Yaroslav	BUL		11.291	<u>13.600</u>	14.333	13.700	11.766	64.690
120	204	KUUSELA Ilkka	FIN	12.533	13.108	12.733		<u>12.766</u>	13.433	64.573
121	329	HULBOJ Kamil	POL	<u>11.833</u>	12.500		15.500	13.600	11.133	64.566
122	319	FIELD Brandon	NZL	12.908		11.233	14.833	12.966	11.866	63.806
123	203	HARJU Jarkko	FIN	12.600	10.766		14.533	<u>12.866</u>	12.500	63.265
124	158	FENG Zhe	CHN	14.000			<u>16.433</u>	15.866	15.266	61.565
125	207	LEINONEN Markku	FIN		10.933	14.525	14.466	<u>10.233</u>	11.400	61.557
126	185	FUGLSIG Joao	DEN	11.966	11.666		13.800	12.733	<u>10.100</u>	60.265
127	218	SEAGER Theo	GBR	14.808		14.700	<u>15.933</u>		14.466	59.907
128	157	CHEN Yibing	CHN		14.066	15.966	<u>16.000</u>		13.633	59.665
129	289	YANG Hak Seon	KOR	14.033		<u>14.666</u>	16.433	14.200		59.332
130	231	KOSMIDIS Eleftherios	GRE	15.466		14.133	15.466	<u>13.366</u>		58.431
131	155	IKEDA Kenneth	CAN		13.466		15.233	15.200	14.066	57.965
132	147	BATINKOV Aleksandar	BUL	14.233			15.600	14.100	13.933	57.866
133	150	SANDY Casey	CAN	<u>14.166</u>	14.300	13.866	15.533			57.865
134	369	BRAEGGER Pablo	SUI	14.133		13.566	<u>15.666</u>		14.333	57.698
135	205	TUUHA Tomi	FIN	13.866		13.666	16.266	<u>13.133</u>		56.931
136	213	BOUHAIL Thomas	FRA	14.966	12.800		16.366	12.108		56.240
137	321	HOLYOAKE Mark	NZL	13.766	<u>13.533</u>		15.200	13.566		56.065
138	327	LYSZCZARZ Marek	POL	<u>13.433</u>	12.933	14.000	15.233			55.599
139	145	YANEV Filip	BUL		13.233	<u>14.033</u>		13.833	14.441	55.540
140	167	CASTELLANOS GARCIA	COL	<u>13.433</u>		13.933		14.733	13.366	55.465
141	202	BOTELLA PEREZ Isaac	ESP	14.866	10.016	<u>14.600</u>	15.733			55.215
142	201	GONZALEZ Fabian	ESP	14.666	13.900			11.766	14.533	54.865
143	334	LOY DA GRACA B.	POR		13.366	12.900	14.516		13.966	54.748
144	436	VAN MINDE Carlo	NED	11.600		13.800	15.600		<u>13.266</u>	54.266

ALL-AROUND RESULTS AFTER SUBDIVISION 6 MEN'S QUALIFICATION

MON 18 OCT 2010 - 9:00



Rank	Bib	Name	NOC Code							Total
145	335	MARTINS Ricardo	POR	12.933		13.033		<u>13.833</u>	13.266	53.065
146	326	KIERZKOWSKI Adam	POL		10.633	14.000		15.366	12.900	52.899
147	336	LOPES ROMERO Diogo	POR	13.100	12.466		14.400	<u>12.800</u>		52.766
148	193	SHAHIN Islam Mohamed	EGY	<u>12.866</u>	13.600	12.833		12.900		52.199
149	323	PALMER Matthew	NZL	13.433	<u>11.533</u>	13.966			12.700	51.632
150	279	KORNEV Ilya	KAZ		11.866	<u>13.100</u>		13.633	13.000	51.599
151	164	CALVO MORENO J.	COL		12.000	12.466		12.433	13.333	50.232
152	249	ZEYGHAMI Younes	IRI	12.366	<u>11.233</u>			13.866	11.900	49.365
153	160	YAN Mingyong	CHN		14.633	15.700		15.000		45.333
154	277	NAKASHIMA Tatsuki	JPN	14.466	<u>15.166</u>		15.333			44.965
155	275	TANAKA Kazuhito	JPN			15.000		15.066	14.700	44.766
156	308	ZONDERLAND Epke	NED		13.933			15.333	<u>15.325</u>	44.591
157	354	BERBECAR M.	ROU		12.666		<u>15.766</u>	15.000		43.432
158	232	MARAS Vlasios	GRE		13.666		15.491		14.166	43.323
159	133	TSAREVICH Aliaksandr	BLR		14.400			14.858	13.933	43.191
160	285	KIM Jihoon	KOR	14.333	13.466				15.166	42.965
161	370	BUCHER Pascal	SUI		14.100			14.333	14.500	42.933
162	349	DRAGULESCU Marian	ROU	14.300			<u>15.800</u>		12.433	42.533
163	168	PENA CASTIBLANCO J.	COL	<u>12.833</u>	14.391		15.233			42.457
164	144	IOVTCHEV Iordan	BUL	13.866		<u>14.900</u>		13.600		42.366
165	282	VALEIEV Stanislav	KAZ	13.233		<u>13.300</u>	15.566			42.099
166	182	VAMMEN Helge	DEN	13.300	13.100		15.600			42.000
167	402	CARMONA Regulo	VEN	12.566		14.266	14.833			41.665
168	251	IZADFAH Vahid	IRI		<u>13.500</u>	13.133	14.466			41.099
169	194	ADEL IBRAHIM Ahmed	EGY			12.666	14.400		12.633	39.699
170	206	VEKKI Sakari	FIN	14.033			13.800		11.700	39.533
171	414	AL-HARAZI N.	YEM	11.633	12.166		<u>15.266</u>			39.065
172	256	BEHAN Kieran	IRL			<u>13.333</u>		13.033	11.500	37.866
173	229	DOULKERIDIS Michail	GRE	10.800				<u>14.033</u>	12.900	37.733
174	116	SELLATHURAI P.	AUS		<u>15.566</u>	14.666				30.232
175	220	SMITH Louis	GBR		15.300			14.266		29.566
176	391	CAMERON Christopher	USA		14.333	13.866				28.199
177	211	CARANOBÉ Benoit	FRA	12.200					<u>14.166</u>	26.366
178	362	BERTONCELJ Saso	SLO		<u>15.400</u>					15.400
179	364	PETKOVSEK Mitja	SLO					<u>15.233</u>		15.233
180	172	MOZNIK Marijo	CRO						15.233	15.233
181	170	SELIGMAN Robert	CRO		15.200					15.200
182	296	SAPRONENKO Jevgenijs	LAT				<u>14.633</u>			14.633
183	187	HANSEN Mathias Lee	DEN			14.300				14.300
184	236	ZHONG Jian	HKG			<u>12.700</u>				12.700
185	109	GOROSITO Mario	ARG	<u>11.766</u>						11.766

Note:

Underlined totals indicates starting apparatus







Legend:

Q Qualified for All-Around Final R Reserve for All-Around Final

 Floor  Pommel Horse  Rings  Vault  Parallel Bars  Horizontal Bar







TEAM RESULTS AFTER SUBDIVISION 6 MEN'S QUALIFICATION

TUE 19 OCT 2010 - 20:00

Rank	Bib	NOC Name							Total	Ind. Ran
1 CHN - China										
157		CHEN Yibing		14.066	15.966	16.000		13.633	59.665	(128)
158		FENG Zhe	14.000			16.433	15.866	15.266	61.565	(124)
159		TENG Haibin	14.200	14.783	14.166	15.866	15.633	14.533	89.181	(7)
160		YAN Mingyong		14.633	15.700		15.000		45.333	(153)
161		LU Bo	14.633	14.000	14.966	15.933	15.341	14.766	89.639	(2)
162		ZHANG Chenglong	14.100	14.366		15.900	15.466	15.766	75.598	(84)
Total			56.933 (7)	57.848 (4)	60.798 (2)	<u>64.266</u> (1)	62.306 (1)	60.331 (3)	362.482	
2 JPN - Japan										
272		UCHIMURA Kohei	14.966	15.133	15.400	16.333	15.366	15.033	92.231	(1)
273		YAMAMURO Koji	11.100	13.700	15.633	16.300	15.000	14.966	86.699	(19)
274		UEMATSU Koji	13.266	14.133	14.733	15.433	15.400	15.733	88.698	(10)
275		TANAKA Kazuhito			15.000		15.066	14.700	44.766	(155)
276		KOBAYASHI Kenya	14.133	13.833	15.433	14.933	15.175	14.633	88.140	(12)
277		NAKASHIMA Tatsuki	14.466	15.166		15.333			44.965	(154)
Total			<u>56.831</u> (8)	58.265 (2)	61.466 (1)	63.399 (6)	61.007 (2)	60.432 (2)	361.400	
3 USA - United States										
390		BROOKS Christopher	13.966	14.033		15.933	14.908	15.500	74.340	(90)
391		CAMERON Christopher		14.333	13.866				28.199	(176)
392		HORTON Jonathan	14.700	13.733	15.233	15.900	14.766	15.266	89.598	(3)
393		LEGENDRE Steven	15.233	13.700	14.333	15.991	14.633	14.266	88.156	(11)
394		LEYVA Danell	13.900	13.900	14.433	15.658	15.233	15.633	88.757	(9)
395		WYNN Brandon	13.933		15.400	15.833	13.200	14.066	72.432	(101)
Total			<u>57.832</u> (4)	55.999 (8)	59.399 (4)	63.657 (4)	59.540 (3)	60.665 (1)	357.092	
4 GBR - Great Britain										
215		THOMAS Kristian	14.500	14.275	14.366	15.800	14.033	14.866	87.840	(13)
216		PURVIS Daniel	15.266	14.600	14.200	16.066	14.833	14.533	89.498	(4)
217		HUNTER Samuel	14.800	14.708	14.366	15.900	14.650	14.666	89.090	(8)
218		SEAGER Theo	14.808		14.700	15.933		14.466	59.907	(127)
219		PANTELEYMONOV Ruslan	14.533	13.966	14.533	15.866	14.733	14.066	87.697	(14)
220		SMITH Louis		15.300			14.266		29.566	(175)
Total			<u>59.407</u> (1)	58.883 (1)	57.965 (6)	63.765 (2)	58.482 (6)	58.531 (4)	357.033	







TEAM RESULTS AFTER SUBDIVISION 6 MEN'S QUALIFICATION

TUE 19 OCT 2010 - 20:00

Rank	Bib	NOC Name							Total	Ind. Ran
5 KOR - Korea										
	284	YOO Won Chul	14.416	14.200	15.466	15.400	14.841	15.100	89.423	(5)
	285	KIM Jihoon	14.333	13.466				15.166	42.965	(160)
	286	SIN Seob	13.800	13.866	14.366	15.200	13.000	13.133	83.365	(44)
	288	KIM Soo Myun	14.400	14.325	13.966	16.000	14.733	13.366	86.790	(18)
	289	YANG Hak Seon	14.033		14.666	16.433	14.200		59.332	(129)
	434	HA Changju		15.000	13.933	15.633	14.300	13.833	72.699	(100)
		Total	<u>57.182</u> (6)	57.391 (6)	58.464 (5)	63.466 (5)	58.074 (9)	57.465 (9)	352.042	
6 FRA - France										
	209	SABOT Hamilton	14.108	14.666	14.500	14.408	13.566	14.733	85.981	(26)
	210	TOMMASONE Cyril	14.066	15.500	14.000	15.166	14.233	14.450	87.415	(15)
	211	CARANOBÉ Benoit	12.200					14.166	26.366	(177)
	212	WILLIG Arnaud		14.233	14.533	15.200	14.700	14.400	73.066	(98)
	213	BOUHAIL Thomas	14.966	12.800		16.366	12.108		56.240	(136)
	214	DA SILVA Gael	14.766		14.200	15.700	14.566	14.866	74.098	(93)
		Total	<u>57.906</u> (3)	57.199 (7)	57.233 (8)	62.432 (12)	57.065 (14)	58.449 (5)	350.284	
7 ROU - Romania										
	349	DRAGULESCU Marian	14.300			15.800		12.433	42.533	(162)
	350	KOCZI Flavius	15.000	14.966	14.700	16.166	14.833	13.733	89.398	(6)
	351	BUIDOSO Ovidiu	12.733	14.833	14.000	15.600	14.300	14.166	85.632	(29)
	352	BATAGA Cristian Ioan	14.333	14.341	14.366	14.233	14.266	13.733	85.272	(31)
	353	BUCUR Adrian	14.166	14.000	14.800		13.966	12.966	69.898	(105)
	354	BERBECAR M.		12.666		15.766	15.000		43.432	(157)
		Total	<u>57.799</u> (5)	58.140 (3)	57.866 (7)	63.332 (7)	58.399 (7)	54.598 (16)	350.134	
8 ESP - Spain										
	197	CARBALLO Manuel	12.966	13.100	14.833	15.691	13.683	13.866	84.139	(40)
	198	MUNOZ Sergio	14.300	14.300	14.800	16.100	13.233	14.366	87.099	(16)
	199	SAN MIGUEL Ivan		13.566	15.400	16.100	14.000	14.200	73.266	(97)
	200	GOMEZ FUERTES Javier	14.666		14.733	15.800	14.866	12.966	73.031	(99)
	201	GONZALEZ Fabian	14.666	13.900			11.766	14.533	54.865	(142)
	202	BOTELLA PEREZ Isaac	14.866	10.016	14.600	15.733			55.215	(141)
		Total	<u>58.498</u> (2)	54.866 (11)	59.766 (3)	63.733 (3)	55.782 (17)	56.965 (10)	349.610	







TEAM RESULTS AFTER SUBDIVISION 6 MEN'S QUALIFICATION

TUE 19 OCT 2010 - 20:00

Rank	Bib	NOC Name							Total	Ind. Ran
9 CAN - Canada										
150		SANDY Casey	14.166	14.300	13.866	15.533			57.865	(133)
151		GAFUIK Nathan	14.100	13.500	13.833	15.966	14.700	14.133	86.232	(23)
152		LYTWYN Kevin	13.733		14.600	15.933	14.433	14.833	73.532	(94)
153		PAYNE Jackson	13.566	12.200	14.100		14.366	14.800	69.032	(108)
154		LUKENCHUK Jayd	13.966	13.166	13.766	15.900	14.433	14.133	85.364	(30)
155		IKEDA Kenneth		13.466		15.233	15.200	14.066	57.965	(131)
Total			<u>55.965</u> (12)	54.432 (13)	56.399 (12)	63.332 (7)	58.766 (4)	57.899 (7)	346.793	
10 SUI - Switzerland										
365		CAPELLI Claudio	14.033	13.266	13.900	15.991	15.241	13.266	85.697	(28)
366		RAMSEIER Mark	13.133	12.433	14.300	14.466	14.266		68.598	(109)
367		GISI Roman	13.666	14.100	13.933	15.700	14.100	14.566	86.065	(25)
368		GROVES Daniel	12.800	14.066	13.566	15.600	14.100	14.400	84.532	(36)
369		BRAEGGER Pablo	14.133		13.566	15.666		14.333	57.698	(134)
370		BUCHER Pascal		14.100			14.333	14.500	42.933	(161)
Total			<u>54.965</u> (17)	55.532 (9)	55.699 (15)	62.957 (10)	57.940 (10)	57.799 (8)	344.892	
11 BLR - Belarus										
132		SAVITSKI Dzmitry	14.200	14.500	14.358	15.600	14.508	13.766	86.932	(17)
133		TSAREVICH Aliaksandr		14.400			14.858	13.933	43.191	(159)
134		KASPIAROVICH Dzmitry	13.966		14.433	16.333	14.733	14.033	73.498	(95)
135		BYKAU Artsiom	12.933	12.400	14.000	15.200	14.416	13.766	82.715	(48)
137		BULAUSKI Pavel	14.066	12.400	13.933	15.033		13.100	68.532	(110)
422		DZIAMCHYKHIN A.	14.233	13.566	14.366	13.800	13.533		69.498	(106)
Total			<u>56.465</u> (10)	54.866 (11)	57.157 (9)	62.166 (13)	58.515 (5)	55.498 (12)	344.667	
12 NED - Netherlands										
307		WAMMES Jeffrey	14.700	12.933	14.400	16.400	12.300	15.166	85.899	(27)
308		ZONDERLAND Epke		13.933			15.333	15.325	44.591	(156)
309		DEURLOO Bart	14.233	12.600	13.666	15.866	14.500	14.133	84.998	(33)
311		BLETTERMAN Michel	13.866	12.933	13.150	14.566	13.900	13.700	82.115	(53)
312		BUTTER Arjen	13.933	11.733	14.291	15.166	13.400		68.523	(111)
436		VAN MINDE Carlo	11.600		13.800	15.600		13.266	54.266	(144)
Total			<u>56.732</u> (9)	52.399 (17)	56.157 (14)	63.032 (9)	57.133 (12)	58.324 (6)	343.777	







TEAM RESULTS AFTER SUBDIVISION 6 MEN'S QUALIFICATION

TUE 19 OCT 2010 - 20:00

Rank	Bib	NOC Name							Total	Ind. Ran
13 AUS - Australia										
	113	JEFFERIS Joshua	13.966	12.933	14.800	15.733	14.800	14.000	86.232	(22)
	114	OFFORD Samuel	13.833	11.966	14.800	15.433	14.133	13.900	84.065	(41)
	115	PICHLER Thomas	14.825		11.833	15.733	14.000	14.100	70.491	(103)
	116	SELLATHURAI P.		15.566	14.666				30.232	(174)
	117	WADSWORTH Luke	13.333	13.166		15.666	13.700	13.425	69.290	(107)
	118	WIWATOWSKI Luke	13.233	13.366	12.266	15.533	14.200	14.433	83.031	(47)
		Total	<u>55.957</u> (13)	55.031 (10)	56.532 (11)	62.665 (11)	57.133 (12)	56.433 (11)	343.751	
14 COL - Colombia										
	163	GIRALDO LOPEZ J.	13.600	13.666	14.733	15.333	14.866	14.133	86.331	(21)
	164	CALVO MORENO J.		12.000	12.466		12.433	13.333	50.232	(151)
	165	LUGO SICHACA D.	14.333	11.966	14.200	15.533	14.633	12.800	83.465	(43)
	166	BROCHERO GARY J.	13.600	13.600	12.633	15.275	13.900	12.133	81.141	(59)
	167	CASTELLANOS GARCIA	13.433		13.933		14.733	13.366	55.465	(140)
	168	PENA CASTIBLANCO J.	12.833	14.391		15.233			42.457	(163)
		Total	<u>54.966</u> (16)	53.657 (15)	55.499 (17)	61.374 (14)	58.132 (8)	53.632 (20)	337.260	
15 KAZ - Kazakhstan										
	278	GORBACHEV Stepan	14.166	13.733	13.733	15.583	12.766	13.066	83.047	(46)
	279	KORNEV Ilya		11.866	13.100		13.633	13.000	51.599	(150)
	280	KOZHAKOV Nurtas	12.766	13.066		14.541	13.133	13.500	67.006	(113)
	281	VALEIEV Ildar	14.066	14.033	14.600	14.566	15.366	13.800	86.431	(20)
	282	VALEIEV Stanislav	13.233		13.300	15.566			42.099	(165)
	283	YERIMBETOV Yernar	13.633	13.200	13.433	15.516	14.366	14.066	84.214	(38)
		Total	<u>55.098</u> (14)	54.032 (14)	55.066 (19)	61.231 (15)	56.498 (16)	54.432 (18)	336.357	
16 POR - Portugal										
	331	ALMEIDA CAMPOS M.	12.900	13.833	14.433	14.933	14.666	14.333	85.098	(32)
	332	PALMA SIMOES Gustavo	13.833	13.566	14.733	15.166	14.166	12.700	84.164	(39)
	333	ALMEIDA Simao	13.833	11.266	14.066	15.233	14.300	12.033	80.731	(61)
	334	LOY DA GRACA B.		13.366	12.900	14.516		13.966	54.748	(143)
	335	MARTINS Ricardo	12.933		13.033		13.833	13.266	53.065	(145)
	336	LOPES ROMERO Diogo	13.100	12.466		14.400	12.800		52.766	(147)
		Total	<u>53.699</u> (22)	53.231 (16)	56.265 (13)	59.848 (23)	56.965 (15)	54.265 (19)	334.273	







TEAM RESULTS AFTER SUBDIVISION 6 MEN'S QUALIFICATION

TUE 19 OCT 2010 - 20:00

Rank	Bib	NOC Name							Total	Ind. Ran
17 GRE - Greece										
	228	LYMPANOVNOS Christos	13.633	12.733	13.600	15.358	14.100	13.800	83.224	(45)
	229	DOULKERIDIS Michail	10.800				14.033	12.900	37.733	(173)
	230	KAILIDIS Charalampos	13.033	13.466	13.433	14.633	13.016	13.900	81.481	(57)
	231	KOSMIDIS Eleftherios	15.466		14.133	15.466	13.366		58.431	(130)
	232	MARAS Vlasios		13.666		15.491		14.166	43.323	(158)
	429	KEKELOS Stavros	12.400	11.633	13.525	14.400	13.566	13.533	79.057	(70)
		Total	54.532 (18)	51.498 (20)	54.691 (22)	60.948 (16)	55.065 (19)	55.399 (13)	332.133	
18 POL - Poland										
	325	KULESZA Roman	13.633	13.241	13.966	15.500	14.933	14.866	86.139	(24)
	326	KIERZKOWSKI Adam		10.633	14.000		15.366	12.900	52.899	(146)
	327	LYSZCZARZ Marek	13.433	12.933	14.000	15.233			55.599	(138)
	328	LIS Przemyslaw	11.633		13.433	14.433	14.000	13.966	67.465	(112)
	329	HULBOJ Kamil	11.833	12.500		15.500	13.600	11.133	64.566	(121)
	330	LABUTIN Maciej	12.633	12.916	13.533	14.466	13.233	12.866	79.647	(67)
		Total	51.532 (25)	51.590 (19)	55.499 (17)	60.699 (17)	57.899 (11)	54.598 (16)	331.817	
19 BUL - Bulgaria										
	144	IOVTCHEV Iordan	13.866		14.900		13.600		42.366	(164)
	145	YANEV Filip		13.233	14.033		13.833	14.441	55.540	(139)
	146	PENEV Eddie	15.066	11.900	13.666	16.200	12.433	12.900	82.165	(52)
	147	BATINKOV Aleksandar	14.233			15.600	14.100	13.933	57.866	(132)
	148	VOVK Yaroslav		11.291	13.600	14.333	13.700	11.766	64.690	(119)
	149	VALCHEV Velislav	13.166	10.833	13.983	14.500		13.633	66.115	(117)
		Total	56.331 (11)	47.257 (26)	56.582 (10)	60.633 (18)	55.233 (18)	54.907 (14)	330.943	
20 CRO - Croatia										
	169	UDE Filip	14.000	15.500	12.733	15.466	14.075	12.766	84.540	(35)
	170	SELIGMAN Robert		15.200					15.200	(181)
	171	BOROSA Filip	13.733	12.216	12.433	14.533	13.133	12.433	78.481	(73)
	172	MOZNIK Marijo						15.233	15.233	(180)
	173	BREZ Marko	13.333	13.700	13.333	14.533	12.933	13.700	81.532	(54)
	174	BARON Matija	13.366	13.300	12.766	14.366	11.733	12.900	78.431	(74)
		Total	54.432 (19)	57.700 (5)	51.265 (27)	58.898 (26)	51.874 (26)	54.599 (15)	328.768	







TEAM RESULTS AFTER SUBDIVISION 6 MEN'S QUALIFICATION

TUE 19 OCT 2010 - 20:00

Rank	Bib	NOC Name							Total	Ind. Ran
21 NZL - New Zealand										
	319	FIELD Brandon	12.908		11.233	14.833	12.966	11.866	63.806	(122)
	320	HENNIN James		11.933	13.266	14.583	13.333	13.633	66.748	(114)
	321	HOLYOAKE Mark	13.766	13.533		15.200	13.566		56.065	(137)
	322	KOUDINOV Mikhail	14.133	13.033	13.833	13.300	12.541	12.966	79.806	(66)
	323	PALMER Matthew	13.433	11.533	13.966			12.700	51.632	(149)
	324	PENG Patrick	13.683	11.766	13.950	15.500	14.000	13.533	82.432	(50)
		Total	55.015 (15)	50.265 (22)	55.015 (20)	60.116 (21)	53.865 (22)	52.832 (22)	327.108	
22 ARG - Argentina										
	106	MOLINARI Federico	13.866	12.900	14.833	15.083	14.366	13.383	84.431	(37)
	107	MARTINEZ ERAZUN O.	13.058	11.666	14.300	14.333	14.100	13.866	81.323	(58)
	108	CORDOBA Nicolas		11.700	13.433	14.466	12.933	13.566	66.098	(118)
	109	GOROSITO Mario	11.766						11.766	(185)
	110	LOMPIZANO J.	13.966	12.700	12.266	15.166	13.433	12.633	80.164	(63)
	111	BARRIONUEVO Martin	13.333	11.633	13.116	14.566	12.133	12.333	77.114	(78)
		Total	54.223 (21)	48.966 (24)	55.682 (16)	59.281 (24)	54.832 (20)	53.448 (21)	326.432	
23 IRI - I. R. Iran										
	249	ZEYGHAMI Younes	12.366	11.233			13.866	11.900	49.365	(152)
	250	KHENARINEZHAD Hadi	13.933	12.633	14.700	14.800	13.300	11.300	80.666	(62)
	251	IZADFAR Vahid		13.500	13.133	14.466			41.099	(168)
	252	KHODADADITIRKOLAEI	13.100		12.900	13.958	13.633	13.066	66.657	(115)
	253	RAMEZANPOUR Mohammad	13.533	13.800	12.400	14.533	13.200	11.533	78.999	(71)
	254	AZAMI Amir	13.033	10.733	14.066	14.600	12.466	12.166	77.064	(79)
		Total	53.599 (23)	51.166 (21)	54.799 (21)	58.399 (27)	53.999 (21)	48.665 (27)	320.627	
24 EGY - Egypt										
	189	SROUR Mohamed Sayed	12.933	11.233	13.741	15.300	13.300	11.566	78.073	(75)
	190	EL SAHARTY M.	13.666	12.933	13.533	15.666	13.433	13.200	82.431	(51)
	191	AHMED A.	13.500	11.933		14.516	13.366	13.066	66.381	(116)
	192	MOHAMED KHALED M.	12.866	11.391	13.300	14.766	12.966	11.866	77.155	(77)
	193	SHAHIN Islam Mohamed	12.866	13.600	12.833		12.900		52.199	(148)
	194	ADEL IBRAHIM Ahmed			12.666	14.400		12.633	39.699	(169)
		Total	52.965 (24)	49.857 (23)	53.407 (24)	60.248 (19)	53.065 (24)	50.765 (24)	320.307	
25 VEN - Venezuela										
	402	CARMONA Regulo	12.566		14.266	14.833			41.665	(167)
	403	FUENTES Jose Luis	12.200	14.641	13.233	15.125	14.400	14.466	84.065	(42)
	405	MANAMA CASTILLO J.	11.900	11.600	11.766	14.966	13.466	11.833	75.531	(86)
	406	PARRA MARANA Johnny	12.000	12.833	10.566	14.600	12.600	12.966	75.565	(85)
	407	VELOZ PEREZ X.	12.300	12.900	13.033	15.100	13.033	12.633	78.999	(72)
		Total	49.066 (27)	51.974 (18)	52.298 (26)	60.024 (22)	53.499 (23)	51.898 (23)	318.759	







TEAM RESULTS AFTER SUBDIVISION 6 MEN'S QUALIFICATION

TUE 19 OCT 2010 - 20:00

Rank	Bib	NOC Name							Total	Ind. Ran
26		FIN - Finland								
	203	HARJU Jarkko	12.600	10.766		14.533	12.866	12.500	63.265	(123)
	204	KUUSELA Ilkka	<u>12.533</u>	13.108	12.733		12.766	13.433	64.573	(120)
	205	TUUHA Tomi	13.866		13.666	16.266	13.133		56.931	(135)
	206	VEKKI Sakari	14.033			<i>13.800</i>		11.700	39.533	(170)
	207	LEINONEN Markku		10.933	14.525	14.466	<i>10.233</i>	<i>11.400</i>	61.557	(125)
	208	NIVA Heikki	13.866	11.833	12.866	14.933	13.466	13.100	80.064	(64)
		Total	<u>54.365</u> (20)	46.640 (27)	53.790 (23)	60.198 (20)	52.231 (25)	50.733 (25)	317.957	
27		DEN - Denmark								
	182	VAMMEN Helge	13.300	13.100		15.600			42.000	(166)
	183	WINDFELD - HELLSTEN	12.433	12.033	12.600	14.400	12.458	12.666	76.590	(82)
	184	PURGE Florin	<i>10.733</i>	11.233	13.166	14.433	12.200	12.783	74.548	(88)
	185	FUGLSIG Joao	11.966	11.666		<i>13.800</i>	12.733	10.100	60.265	(126)
	186	WINTHER Joachim	12.666	<i>10.300</i>	12.491	14.633	12.966	13.375	76.431	(83)
	187	HANSEN Mathias Lee			14.300				14.300	(183)
		Total	<u>50.365</u> (26)	48.032 (25)	52.557 (25)	59.066 (25)	50.357 (27)	48.924 (26)	309.301	

Note:
Underlined totals indicate starting apparatus.
Italics indicate the low (non-counting) score.

Legend:
Ind. Individual Q Qualified for Team Final

 Floor  Pommel Horse  Rings  Vault  Parallel Bars  Horizontal Bar

RESULTS AFTER SUBDIVISION 5 MEN'S QUALIFICATION

MON 18 OCT 2010 - 9:00



Rank	Bib	Name	NOC Code	D Score	E Score	Pen	Total
1	231	KOSMIDIS Eleftherios	GRE	6.500	8.966		15.466
2	216	PURVIS Daniel	GBR	6.500	8.766		15.266
3	393	LEGENDRE Steven	USA	6.700	8.533		15.233
4	146	PENEV Eddie	BUL	6.500	8.566		15.066
5	350	KOCZI Flavius	ROU	6.300	8.700		15.000
6	213	BOUHAIL Thomas	FRA	6.100	8.866		14.966
7	272	UCHIMURA Kohei	JPN	6.500	8.466		14.966
8	202	BOTELLA PEREZ Isaac	ESP	6.300	8.566		14.866
9	115	PICHLER Thomas	AUS	6.100	8.725		14.825
10	218	SEAGER Theo	GBR	6.300	8.508		14.808
11	217	HUNTER Samuel	GBR	6.500	8.400	0.1	14.800
12	214	DA SILVA Gael	FRA	6.300	8.466		14.766
13	392	HORTON Jonathan	USA	6.300	8.400		14.700
14	307	WAMMES Jeffrey	NED	6.400	8.300		14.700
15	201	GONZALEZ Fabian	ESP	5.900	8.766		14.666
16	200	GOMEZ FUERTES Javier	ESP	6.100	8.666	0.1	14.666
17	219	PANTELEYMONOV Ruslan	GBR	5.700	8.833		14.533
18	215	THOMAS Kristian	GBR	6.300	8.200		14.500
19	277	NAKASHIMA Tatsuki	JPN	6.000	8.466		14.466
20	284	YOO Won Chul	KOR	5.800	8.616		14.416
21	288	KIM Soo Myun	KOR	6.300	8.100		14.400
22	285	KIM Jihoon	KOR	5.600	8.733		14.333
23	165	LUGO SICHACA D.	COL	5.700	8.633		14.333
24	352	BATAGA Cristian Ioan	ROU	6.100	8.233		14.333
25	198	MUNOZ Sergio	ESP	5.700	8.600		14.300
26	349	DRAGULESCU Marian	ROU	6.500	7.800		14.300
27	422	DZIAMCHYKHIN A.	BLR	5.900	8.333		14.233
28	147	BATINKOV Aleksandar	BUL	6.000	8.233		14.233
29	309	DEURLOO Bart	NED	6.100	8.233	0.1	14.233
30	372	STENBERG Mans	SWE	5.600	8.600		14.200
31	132	SAVITSKI Dzmitry	BLR	5.700	8.500		14.200
32	278	GORBACHEV Stepan	KAZ	5.300	8.866		14.166
33	150	SANDY Casey	CAN	5.500	8.666		14.166
34	353	BUCUR Adrian	ROU	5.800	8.366		14.166
35	276	KOBAYASHI Kenya	JPN	5.600	8.533		14.133
36	369	BRAEGGER Pablo	SUI	5.700	8.433		14.133
37	322	KOUDINOV Mikhail	NZL	5.900	8.233		14.133
38	209	SABOT Hamilton	FRA	5.600	8.508		14.108
39	151	GAFUIK Nathan	CAN	6.100	8.300	0.3	14.100
40	281	VALEIEV Ildar	KAZ	5.300	8.866	0.1	14.066
41	137	BULAUSKI Pavel	BLR	5.600	8.466		14.066
42	210	TOMMASONE Cyril	FRA	5.800	8.266		14.066
43	365	CAPELLI Claudio	SUI	5.800	8.533	0.3	14.033

RESULTS AFTER SUBDIVISION 5 MEN'S QUALIFICATION

MON 18 OCT 2010 - 9:00



Rank	Bib	Name	NOC Code	D Score	E Score	Pen	Total
44	289	YANG Hak Seon	KOR	5.900	8.133		14.033
45	206	VEKKI Sakari	FIN	6.200	7.833		14.033
46	169	UDE Filip	CRO	5.800	8.300	0.1	14.000
47	113	JEFFERIS Joshua	AUS	5.400	8.566		13.966
48	134	KASPIAROVICH Dzmitry	BLR	5.700	8.366	0.1	13.966
49	154	LUKENCHUK Jayd	CAN	5.700	8.266		13.966
50	390	BROOKS Christopher	USA	5.800	8.166		13.966
51	312	BUTTER Arjen	NED	5.300	8.633		13.933
52	250	KHENARINEZHAD Hadi	IRI	5.500	8.433		13.933
53	395	WYNN Brandon	USA	5.900	8.033		13.933
54	394	LEYVA Danell	USA	6.100	7.900	0.1	13.900
55	144	IOVTCHEV Iordan	BUL	5.000	8.866		13.866
56	311	BLETTERMAN Michel	NED	5.200	8.666		13.866
57	208	NIVA Heikki	FIN	5.300	8.566		13.866
58	205	TUUHA Tomi	FIN	5.400	8.466		13.866
59	114	OFFORD Samuel	AUS	5.300	8.533		13.833
60	332	PALMA SIMOES Gustavo	POR	5.600	8.233		13.833
61	333	ALMEIDA Simao	POR	5.600	8.233		13.833
62	286	SIN Seob	KOR	5.500	8.300		13.800
63	321	HOLYOAKE Mark	NZL	4.900	8.866		13.766
64	171	BOROSA Filip	CRO	5.100	8.633		13.733
65	152	LYTWYN Kevin	CAN	6.100	7.633		13.733
66	324	PENG Patrick	NZL	5.600	8.483	0.4	13.683
67	367	GISI Roman	SUI	5.300	8.366		13.666
68	190	EL SAHARTY M.	EGY	5.400	8.266		13.666
69	283	YERIMBETOV Yernar	KAZ	5.300	8.333		13.633
70	228	LYMPANOVNOS Christos	GRE	5.400	8.333	0.1	13.633
71	325	KULESZA Roman	POL	5.400	8.233		13.633
72	163	GIRALDO LOPEZ J.	COL	5.700	8.000	0.1	13.600
73	166	BROCHERO GARY J.	COL	5.800	7.900	0.1	13.600
74	297	TREFILOVS Dmitrijs	LAT	5.000	8.566		13.566
75	153	PAYNE Jackson	CAN	5.300	8.266		13.566
76	253	RAMEZANPOUR Mohammad	IRI	5.400	8.133		13.533
77	191	AHMED A.	EGY	4.900	8.600		13.500
78	323	PALMER Matthew	NZL	4.700	8.733		13.433
79	327	LYSZCZARZ Marek	POL	5.000	8.433		13.433
80	167	CASTELLANOS GARCIA	COL	5.400	8.033		13.433
81	371	PIASECKY Samuel	SVK	5.600	8.133	0.3	13.433
82	174	BARON Matija	CRO	4.900	8.466		13.366
83	374	CHOKPAOUMPAI Weena	THA	5.400	7.966		13.366
84	173	BREZ Marko	CRO	4.900	8.433		13.333
85	117	WADSWORTH Luke	AUS	5.600	7.833	0.1	13.333
86	182	VAMMEN Helge	DEN	4.800	8.500		13.300

RESULTS AFTER SUBDIVISION 5 MEN'S QUALIFICATION

MON 18 OCT 2010 - 9:00



Rank	Bib	Name	NOC Code	D Score	E Score	Pen	Total
87	255	CARSON Luke	IRL	5.100	8.266	0.1	13.266
88	274	UEMATSU Koji	JPN	5.600	7.666		13.266
89	282	VALEIEV Stanislav	KAZ	5.000	8.533	0.3	13.233
90	118	WIWATOWSKI Luke	AUS	5.700	7.833	0.3	13.233
91	149	VALCHEV Velislav	BUL	5.100	8.066		13.166
92	257	O'DONNELL Anthony	IRL	4.600	8.541		13.141
93	366	RAMSEIER Mark	SUI	5.200	8.133	0.2	13.133
94	336	LOPES ROMERO Diogo	POR	4.800	8.400	0.1	13.100
95	252	KHODADADITIRKOLAEI	IRI	4.900	8.200		13.100
96	230	KAILIDIS Charalampos	GRE	4.900	8.133		13.033
97	254	AZAMI Amir	IRI	5.100	8.033	0.1	13.033
98	197	CARBALLO Manuel	ESP	5.400	7.666	0.1	12.966
99	300	PALGEN Sascha	LUX	5.600	7.366		12.966
100	375	KAERPANYA Rartchawat	THA	5.700	7.266		12.966
101	335	MARTINS Ricardo	POR	4.900	8.033		12.933
102	135	BYKAU Artsiom	BLR	5.300	7.633		12.933
103	189	SROUR Mohamed Sayed	EGY	5.600	7.333		12.933
104	319	FIELD Brandon	NZL	5.200	8.208	0.5	12.908
105	331	ALMEIDA CAMPOS M.	POR	5.300	7.700	0.1	12.900
106	193	SHAHIN Islam Mohamed	EGY	4.800	8.066		12.866
107	192	MOHAMED KHALED M.	EGY	5.300	7.566		12.866
108	168	PENA CASTIBLANCO J.	COL	5.400	7.633	0.2	12.833
109	368	GROVES Daniel	SUI	5.500	7.300		12.800
110	376	KAERPANYA Woranad	THA	4.500	8.266		12.766
111	280	KOZHAKOV Nurtas	KAZ	4.800	8.066	0.1	12.766
112	351	BUIDOSO Ovidiu	ROU	5.400	7.733	0.4	12.733
113	186	WINTHER Joachim	DEN	4.600	8.066		12.666
114	330	LABUTIN Maciej	POL	4.600	8.533	0.5	12.633
115	203	HARJU Jarkko	FIN	4.300	8.300		12.600
116	347	ALSADI Mahmood	QAT	5.300	7.600	0.3	12.600
117	204	KUUSELA Ilkka	FIN	4.200	8.633	0.3	12.533
118	373	SIMONEN Toni	SWE	5.000	7.500		12.500
119	188	DE LEON DE JESUS J.	DOM	5.700	7.000	0.2	12.500
120	183	WINDFELD - HELLSTEN	DEN	5.100	7.633	0.3	12.433
121	429	KEKELOS Stavros	GRE	5.600	6.800		12.400
122	249	ZEYGHAMI Younes	IRI	4.500	7.866		12.366
123	211	CARANOBÉ Benoît	FRA	5.100	7.200	0.1	12.200
124	185	FUGLSIG Joao	DEN	4.900	7.066		11.966
125	329	HULBOJ Kamil	POL	4.200	7.733	0.1	11.833
126	414	AL-HARAZI N.	YEM	5.200	6.433		11.633
127	328	LIS Przemyslaw	POL	5.200	6.433		11.633
128	436	VAN MINDE Carlo	NED	5.400	6.200		11.600
129	273	YAMAMURO Koji	JPN	5.600	5.800	0.3	11.100

RESULTS AFTER SUBDIVISION 5
MEN'S QUALIFICATION

MON 18 OCT 2010 - 9:00



Rank	Bib	Name	NOC Code	D Score	E Score	Pen	Total
130	229	DOULKERIDIS Michail	GRE	4.300	6.900	0.4	10.800
131	184	PURGE Florin	DEN	4.000	6.733		10.733
132	345	ALDAYANI Ahmed	QAT	4.900	5.833	0.5	10.233

Legend:

D Panel Difficulty judges

E Panel Execution judges

Pen Penalty

Q Qualified for Floor Final

R Reserve for Floor Final

 Floor

RESULTS AFTER SUBDIVISION 5 MEN'S QUALIFICATION

MON 18 OCT 2010 - 9:00



Rank	Bib	Name	NOC Code	D Score	E Score	Pen	Total
1	116	SELLATHURAI P.	AUS	6.600	8.966		15.566
2	210	TOMMASONE Cyril	FRA	6.400	9.100		15.500
3	169	UDE Filip	CRO	6.500	9.000		15.500
4	220	SMITH Louis	GBR	6.900	8.400		15.300
5	170	SELIGMAN Robert	CRO	6.300	8.900		15.200
6	277	NAKASHIMA Tatsuki	JPN	6.100	9.066		15.166
7	272	UCHIMURA Kohei	JPN	6.000	9.133		15.133
8	434	HA Changju	KOR	6.300	8.700		15.000
9	350	KOCZI Flavius	ROU	6.300	8.666		14.966
10	351	BUIDOSO Ovidiu	ROU	6.100	8.733		14.833
11	217	HUNTER Samuel	GBR	6.400	8.308		14.708
12	209	SABOT Hamilton	FRA	5.800	8.866		14.666
13	216	PURVIS Daniel	GBR	5.800	8.800		14.600
14	132	SAVITSKI Dzmitry	BLR	5.600	8.900		14.500
15	133	TSAREVICH Aliaksandr	BLR	5.800	8.600		14.400
16	168	PENA CASTIBLANCO J.	COL	6.200	8.191		14.391
17	352	BATAGA Cristian Ioan	ROU	5.900	8.441		14.341
18	391	CAMERON Christopher	USA	6.000	8.333		14.333
19	288	KIM Soo Myun	KOR	5.600	8.725		14.325
20	198	MUNOZ Sergio	ESP	5.700	8.600		14.300
21	150	SANDY Casey	CAN	6.200	8.100		14.300
22	215	THOMAS Kristian	GBR	5.600	8.675		14.275
23	212	WILLIG Arnaud	FRA	5.400	8.833		14.233
24	284	YOO Won Chul	KOR	5.900	8.300		14.200
25	274	UEMATSU Koji	JPN	5.900	8.233		14.133
26	367	GISI Roman	SUI	5.700	8.400		14.100
27	370	BUCHER Pascal	SUI	5.800	8.300		14.100
28	368	GROVES Daniel	SUI	5.400	8.666		14.066
29	281	VALEIEV Ildar	KAZ	5.300	8.733		14.033
30	390	BROOKS Christopher	USA	5.700	8.333		14.033
31	353	BUCUR Adrian	ROU	5.800	8.200		14.000
32	219	PANTELEYMONOV Ruslan	GBR	5.200	8.766		13.966
33	308	ZONDERLAND Epke	NED	5.100	8.833		13.933
34	201	GONZALEZ Fabian	ESP	5.300	8.600		13.900
35	394	LEYVA Danell	USA	5.700	8.200		13.900
36	286	SIN Seob	KOR	5.600	8.266		13.866
37	331	ALMEIDA CAMPOS M.	POR	5.500	8.333		13.833
38	276	KOBAYASHI Kenya	JPN	6.300	7.533		13.833
39	253	RAMEZANPOUR Mohammad	IRI	5.200	8.600		13.800
40	278	GORBACHEV Stepan	KAZ	5.000	8.733		13.733
41	392	HORTON Jonathan	USA	5.200	8.533		13.733
42	173	BREZ Marko	CRO	5.100	8.600		13.700
43	393	LEGENDRE Steven	USA	5.400	8.300		13.700

RESULTS AFTER SUBDIVISION 5 MEN'S QUALIFICATION

MON 18 OCT 2010 - 9:00



Rank	Bib	Name	NOC Code	D Score	E Score	Pen	Total
44	273	YAMAMURO Koji	JPN	5.900	7.800		13.700
45	232	MARAS Vlasios	GRE	5.300	8.366		13.666
46	163	GIRALDO LOPEZ J.	COL	6.000	7.666		13.666
47	193	SHAHIN Islam Mohamed	EGY	5.400	8.200		13.600
48	166	BROCHERO GARY J.	COL	6.100	7.500		13.600
49	422	DZIAMCHYKHIN A.	BLR	5.100	8.466		13.566
50	199	SAN MIGUEL Ivan	ESP	5.500	8.066		13.566
51	332	PALMA SIMOES Gustavo	POR	5.800	7.766		13.566
52	321	HOLYOAKE Mark	NZL	5.700	7.833		13.533
53	151	GAFUIK Nathan	CAN	5.200	8.300		13.500
54	251	IZADFAR Vahid	IRI	5.600	7.900		13.500
55	230	KAILIDIS Charalampos	GRE	5.000	8.466		13.466
56	285	KIM Jihoon	KOR	5.900	7.566		13.466
57	155	IKEDA Kenneth	CAN	6.000	7.466		13.466
58	118	WIWATOWSKI Luke	AUS	4.700	8.666		13.366
59	334	LOY DA GRACA B.	POR	5.300	8.066		13.366
60	174	BARON Matija	CRO	4.800	8.500		13.300
61	365	CAPELLI Claudio	SUI	5.600	7.666		13.266
62	325	KULESZA Roman	POL	4.600	8.641		13.241
63	145	YANEV Filip	BUL	4.800	8.433		13.233
64	283	YERIMBETOV Yernar	KAZ	5.400	7.800		13.200
65	117	WADSWORTH Luke	AUS	4.800	8.366		13.166
66	154	LUKENCHUK Jayd	CAN	5.100	8.066		13.166
67	204	KUUSELA Iikka	FIN	4.500	8.608		13.108
68	182	VAMMEN Helge	DEN	4.700	8.400		13.100
69	197	CARBALLO Manuel	ESP	5.800	7.300		13.100
70	280	KOZHAKOV Nurtas	KAZ	4.900	8.166		13.066
71	322	KOUDINOV Mikhail	NZL	5.400	7.633		13.033
72	255	CARSON Luke	IRL	4.900	8.100		13.000
73	307	WAMMES Jeffrey	NED	4.300	8.633		12.933
74	113	JEFFERIS Joshua	AUS	4.500	8.433		12.933
75	327	LYSZCZARZ Marek	POL	4.700	8.233		12.933
76	311	BLETTERMAN Michel	NED	5.200	7.733		12.933
77	190	EL SAHARTY M.	EGY	5.400	7.533		12.933
78	297	TREFILOVS Dmitrijs	LAT	5.600	7.333		12.933
79	330	LABUTIN Maciej	POL	4.500	8.416		12.916
80	213	BOUHAIL Thomas	FRA	4.500	8.300		12.800
81	371	PIASECKY Samuel	SVK	5.200	7.600		12.800
82	228	LYMPANOVNOS Christos	GRE	5.000	7.733		12.733
83	347	ALSADI Mahmood	QAT	5.000	7.700		12.700
84	354	BERBECAR M.	ROU	4.600	8.066		12.666
85	250	KHENARINEZHAD Hadi	IRI	4.800	7.833		12.633
86	309	DEURLOO Bart	NED	5.100	7.500		12.600

RESULTS AFTER SUBDIVISION 5 MEN'S QUALIFICATION

MON 18 OCT 2010 - 9:00



Rank	Bib	Name	NOC Code	D Score	E Score	Pen	Total
87	329	HULBOJ Kamil	POL	4.700	7.800		12.500
88	336	LOPES ROMERO Diogo	POR	5.000	7.466		12.466
89	366	RAMSEIER Mark	SUI	5.300	7.133		12.433
90	137	BULAUSKI Pavel	BLR	4.600	7.800		12.400
91	135	BYKAU Artsiom	BLR	5.200	7.200		12.400
92	171	BOROSA Filip	CRO	3.900	8.316		12.216
93	153	PAYNE Jackson	CAN	4.700	7.500		12.200
94	414	AL-HARAZI N.	YEM	5.500	6.666		12.166
95	183	WINDFELD - HELLSTEN	DEN	4.700	7.333		12.033
96	164	CALVO MORENO J.	COL	5.500	6.500		12.000
97	114	OFFORD Samuel	AUS	3.700	8.266		11.966
98	165	LUGO SICHACA D.	COL	4.600	7.366		11.966
99	376	KAEWpanya Woranad	THA	4.700	7.233		11.933
100	320	HENNIN James	NZL	5.000	6.933		11.933
101	191	AHMED A.	EGY	5.200	6.733		11.933
102	146	PENEV Eddie	BUL	5.400	6.500		11.900
103	279	KORNEV Ilya	KAZ	5.000	6.866		11.866
104	375	KAEWpanya Rartchawat	THA	5.300	6.566		11.866
105	208	NIVA Heikki	FIN	4.800	7.033		11.833
106	324	PENG Patrick	NZL	4.400	7.366		11.766
107	312	BUTTER Arjen	NED	4.400	7.333		11.733
108	185	FUGLSIG Joao	DEN	4.300	7.366		11.666
109	429	KEKELOS Stavros	GRE	4.200	7.433		11.633
110	374	CHOKPAOUMPAI Weena	THA	4.600	6.966		11.566
111	323	PALMER Matthew	NZL	3.700	7.833		11.533
112	345	ALDAYANI Ahmed	QAT	4.100	7.400		11.500
113	192	MOHAMED KHALED M.	EGY	4.900	6.491		11.391
114	148	VOVK Yaroslav	BUL	3.900	7.391		11.291
115	333	ALMEIDA Simao	POR	4.300	6.966		11.266
116	189	SROUR Mohamed Sayed	EGY	3.700	7.533		11.233
117	249	ZEYGHAMI Younes	IRI	4.000	7.233		11.233
118	184	PURGE Florin	DEN	4.300	6.933		11.233
119	207	LEINONEN Markku	FIN	4.500	6.433		10.933
120	372	STENBERG Mans	SWE	3.700	7.133		10.833
121	149	VALCHEV Velislav	BUL	4.000	6.833		10.833
122	373	SIMONEN Toni	SWE	4.100	6.700		10.800
123	203	HARJU Jarkko	FIN	3.800	6.966		10.766
124	254	AZAMI Amir	IRI	4.200	6.533		10.733
125	326	KIERZKOWSKI Adam	POL	3.800	6.833		10.633
126	186	WINTHER Joachim	DEN	3.600	6.700		10.300
127	257	O'DONNELL Anthony	IRL	3.300	6.833		10.133
128	300	PALGEN Sascha	LUX	4.500	5.516		10.016
129	202	BOTELLA PEREZ Isaac	ESP	4.700	5.316		10.016

RESULTS AFTER SUBDIVISION 5
MEN'S QUALIFICATION

MON 18 OCT 2010 - 9:00



Rank	Bib	Name	NOC Code	D Score	E Score	Pen	Total
130	188	DE LEON DE JESUS J.	DOM	3.700	6.233		9.933

Legend:
D Panel Difficulty judges **E** Panel Execution judges **Pen** Penalty **Q** Qualified for Pommel Horse Final **R** Reserve for Pommel Horse Final

 Pommel Horse

RESULTS AFTER SUBDIVISION 5 MEN'S QUALIFICATION

MON 18 OCT 2010 - 9:00



Rank	Bib	Name	NOC Code	D Score	E Score	Pen	Total
1	273	YAMAMURO Koji	JPN	6.700	8.933		15.633
2	284	YOO Won Chul	KOR	6.600	8.866		15.466
3	276	KOBAYASHI Kenya	JPN	6.400	9.033		15.433
4	272	UCHIMURA Kohei	JPN	6.400	9.000		15.400
5	199	SAN MIGUEL Ivan	ESP	6.500	8.900		15.400
6	395	WYNN Brandon	USA	6.700	8.700		15.400
7	392	HORTON Jonathan	USA	6.700	8.533		15.233
8	275	TANAKA Kazuhito	JPN	6.100	8.900		15.000
9	144	IOVTCHEV Iordan	BUL	6.600	8.300		14.900
10	197	CARBALLO Manuel	ESP	6.100	8.733		14.833
11	198	MUNOZ Sergio	ESP	6.200	8.600		14.800
12	353	BUCUR Adrian	ROU	6.200	8.600		14.800
13	113	JEFFERIS Joshua	AUS	6.300	8.500		14.800
14	114	OFFORD Samuel	AUS	6.300	8.500		14.800
15	200	GOMEZ FUERTES Javier	ESP	5.900	8.833		14.733
16	274	UEMATSU Koji	JPN	6.000	8.733		14.733
17	332	PALMA SIMOES Gustavo	POR	6.000	8.733		14.733
18	163	GIRALDO LOPEZ J.	COL	6.200	8.533		14.733
19	218	SEAGER Theo	GBR	6.000	8.700		14.700
20	350	KOCZI Flavius	ROU	6.000	8.700		14.700
21	250	KHENARINEZHAD Hadi	IRI	6.600	8.100		14.700
22	289	YANG Hak Seon	KOR	5.900	8.766		14.666
23	116	SELLATHURAI P.	AUS	6.300	8.366		14.666
24	202	BOTELLA PEREZ Isaac	ESP	5.800	8.800		14.600
25	152	LYTWYN Kevin	CAN	5.800	8.800		14.600
26	281	VALEIEV Ildar	KAZ	6.100	8.500		14.600
27	219	PANTELEYMONOV Ruslan	GBR	5.800	8.733		14.533
28	300	PALGEN Sascha	LUX	5.800	8.733		14.533
29	212	WILLIG Arnaud	FRA	6.100	8.433		14.533
30	207	LEINONEN Markku	FIN	5.900	8.625		14.525
31	209	SABOT Hamilton	FRA	5.700	8.800		14.500
32	134	KASPIAROVICH Dzmitry	BLR	5.600	8.833		14.433
33	331	ALMEIDA CAMPOS M.	POR	5.800	8.633		14.433
34	394	LEYVA Danell	USA	5.900	8.533		14.433
35	307	WAMMES Jeffrey	NED	6.000	8.400		14.400
36	217	HUNTER Samuel	GBR	5.300	9.066		14.366
37	422	DZIAMCHYKHIN A.	BLR	5.500	8.866		14.366
38	215	THOMAS Kristian	GBR	5.600	8.766		14.366
39	286	SIN Seob	KOR	5.700	8.666		14.366
40	352	BATAGA Cristian Ioan	ROU	6.100	8.266		14.366
41	132	SAVITSKI Dzmitry	BLR	6.200	8.158		14.358
42	393	LEGENDRE Steven	USA	5.900	8.433		14.333
43	366	RAMSEIER Mark	SUI	5.800	8.500		14.300

RESULTS AFTER SUBDIVISION 5 MEN'S QUALIFICATION

MON 18 OCT 2010 - 9:00



Rank	Bib	Name	NOC Code	D Score	E Score	Pen	Total
44	187	HANSEN Mathias Lee	DEN	6.000	8.300		14.300
45	312	BUTTER Arjen	NED	5.600	8.691		14.291
46	216	PURVIS Daniel	GBR	5.700	8.500		14.200
47	214	DA SILVA Gael	FRA	5.900	8.300		14.200
48	165	LUGO SICHACA D.	COL	6.400	7.800		14.200
49	231	KOSMIDIS Eleftherios	GRE	5.900	8.233		14.133
50	153	PAYNE Jackson	CAN	5.300	8.800		14.100
51	333	ALMEIDA Simao	POR	5.400	8.666		14.066
52	254	AZAMI Amir	IRI	6.100	7.966		14.066
53	145	YANEV Filip	BUL	5.500	8.533		14.033
54	326	KIERZKOWSKI Adam	POL	5.000	9.000		14.000
55	135	BYKAU Artsiom	BLR	5.100	8.900		14.000
56	351	BUIDOSO Ovidiu	ROU	5.300	8.700		14.000
57	327	LYSZCZARZ Marek	POL	5.400	8.600		14.000
58	210	TOMMASONE Cyril	FRA	5.500	8.500		14.000
59	149	VALCHEV Velislav	BUL	5.700	8.283		13.983
60	323	PALMER Matthew	NZL	5.200	8.766		13.966
61	325	KULESZA Roman	POL	5.300	8.666		13.966
62	288	KIM Soo Myun	KOR	5.300	8.666		13.966
63	324	PENG Patrick	NZL	5.500	8.450		13.950
64	367	GISI Roman	SUI	5.300	8.633		13.933
65	137	BULAUSKI Pavel	BLR	5.400	8.533		13.933
66	167	CASTELLANOS GARCIA	COL	5.800	8.133		13.933
67	434	HA Changju	KOR	5.800	8.133		13.933
68	365	CAPELLI Claudio	SUI	5.200	8.700		13.900
69	150	SANDY Casey	CAN	5.500	8.366		13.866
70	391	CAMERON Christopher	USA	6.100	7.766		13.866
71	151	GAFUIK Nathan	CAN	4.800	9.033		13.833
72	322	KOUDINOV Mikhail	NZL	5.500	8.333		13.833
73	372	STENBERG Mans	SWE	4.800	9.000		13.800
74	436	VAN MINDE Carlo	NED	5.000	8.800		13.800
75	154	LUKENCHUK Jayd	CAN	5.400	8.366		13.766
76	189	SROUR Mohamed Sayed	EGY	5.500	8.241		13.741
77	278	GORBACHEV Stepan	KAZ	4.900	8.833		13.733
78	297	TREFILOVS Dmitrijs	LAT	5.200	8.500		13.700
79	309	DEURLOO Bart	NED	4.800	8.866		13.666
80	205	TUUHA Tomi	FIN	5.000	8.666		13.666
81	146	PENEV Eddie	BUL	5.200	8.466		13.666
82	148	VOVK Yaroslav	BUL	5.000	8.600		13.600
83	228	LYMPANOVNOS Christos	GRE	5.500	8.100		13.600
84	368	GROVES Daniel	SUI	4.900	8.666		13.566
85	369	BRAEGGER Pablo	SUI	5.100	8.466		13.566
86	330	LABUTIN Maciej	POL	5.000	8.533		13.533

RESULTS AFTER SUBDIVISION 5 MEN'S QUALIFICATION

MON 18 OCT 2010 - 9:00



Rank	Bib	Name	NOC Code	D Score	E Score	Pen	Total
87	190	EL SAHARTY M.	EGY	5.300	8.233		13.533
88	429	KEKELOS Stavros	GRE	4.900	8.625		13.525
89	255	CARSON Luke	IRL	4.600	8.900		13.500
90	283	YERIMBETOV Yernar	KAZ	4.800	8.633		13.433
91	328	LIS Przemyslaw	POL	4.800	8.633		13.433
92	230	KAILIDIS Charalampos	GRE	5.000	8.433		13.433
93	371	PIASECKY Samuel	SVK	5.100	8.266		13.366
94	256	BEHAN Kieran	IRL	4.800	8.533		13.333
95	173	BREZ Marko	CRO	5.100	8.233		13.333
96	373	SIMONEN Toni	SWE	5.300	8.033		13.333
97	192	MOHAMED KHALED M.	EGY	5.100	8.200		13.300
98	374	CHOKPAOUMPAI Weena	THA	5.100	8.200		13.300
99	282	VALEIEV Stanislav	KAZ	5.300	8.000		13.300
100	320	HENNIN James	NZL	4.800	8.466		13.266
101	184	PURGE Florin	DEN	5.000	8.166		13.166
102	311	BLETTERMAN Michel	NED	5.000	8.150		13.150
103	251	IZADFAR Vahid	IRI	5.100	8.033		13.133
104	279	KORNEV Ilya	KAZ	4.900	8.200		13.100
105	347	ALSADI Mahmood	QAT	5.200	7.900		13.100
106	335	MARTINS Ricardo	POR	4.800	8.233		13.033
107	334	LOY DA GRACA B.	POR	4.600	8.300		12.900
108	252	KHODADADITIRKOLAEI	IRI	4.800	8.400	0.3	12.900
109	208	NIVA Heikki	FIN	4.100	8.766		12.866
110	193	SHAHIN Islam Mohamed	EGY	4.900	7.933		12.833
111	174	BARON Matija	CRO	4.400	8.366		12.766
112	169	UDE Filip	CRO	4.600	8.133		12.733
113	204	KUUSELA Ilkka	FIN	4.800	7.933		12.733
114	194	ADEL IBRAHIM Ahmed	EGY	4.800	7.866		12.666
115	166	BROCHERO GARY J.	COL	5.300	7.333		12.633
116	183	WINDFELD - HELLSTEN	DEN	5.200	7.400		12.600
117	375	KAEWpanya Rartchawat	THA	5.200	7.366		12.566
118	345	ALDAYANI Ahmed	QAT	4.900	7.600		12.500
119	186	WINTHER Joachim	DEN	4.400	8.091		12.491
120	164	CALVO MORENO J.	COL	4.900	7.566		12.466
121	171	BOROSA Filip	CRO	4.200	8.233		12.433
122	257	O'DONNELL Anthony	IRL	4.400	8.000		12.400
123	253	RAMEZANPOUR Mohammad	IRI	4.700	7.700		12.400
124	118	WIWATOWSKI Luke	AUS	5.300	6.966		12.266
125	188	DE LEON DE JESUS J.	DOM	4.600	7.366		11.966
126	115	PICHLER Thomas	AUS	4.000	7.833		11.833
127	376	KAEWpanya Woranad	THA	4.400	7.266		11.666
128	319	FIELD Brandon	NZL	3.600	7.633		11.233

RESULTS AFTER SUBDIVISION 5
MEN'S QUALIFICATION

MON 18 OCT 2010 - 9:00



Rank	Bib	Name	NOC Code	D Score	E Score	Pen	Total
------	-----	------	----------	---------	---------	-----	-------

Legend:

D Panel Difficulty judges

E Panel Execution judges

Pen Penalty

Q Qualified for Rings Final

R Reserve for Rings Final



Rings

RESULTS AFTER SUBDIVISION 5 MEN'S QUALIFICATION

MON 18 OCT 2010 - 9:00



Rank	Bib	Name	NOC Code	Vault	D Score	E Score	Pen	Vault	Total
1	134	KASPIAROVICH Dzmitry	BLR	1	7.000	9.333		16.333	16.433
				2	7.000	9.533		16.533	
2	213	BOUHAIL Thomas	FRA	1	7.000	9.366		16.366	16.366
				2	7.000	9.366		16.366	
3	289	YANG Hak Seon	KOR	1	7.000	9.433		16.433	16.266
				2	7.000	9.100		16.100	
4	350	KOCZI Flavius	ROU	1	7.000	9.166		16.166	16.266
				2	7.000	9.366		16.366	
5	307	WAMMES Jeffrey	NED	1	6.800	9.600		16.400	16.216
				2	6.600	9.533	0.1	16.033	
6	273	YAMAMURO Koji	JPN	1	7.000	9.300		16.300	16.116
				2	6.600	9.433	0.1	15.933	
7	205	TUUHA Tomi	FIN	1	6.600	9.666		16.266	16.016
				2	6.600	9.266	0.1	15.766	
8	218	SEAGER Theo	GBR	1	6.600	9.333		15.933	15.949
				2	6.600	9.366		15.966	
9	146	PENEV Eddie	BUL	1	6.800	9.400		16.200	15.933
				2	6.200	9.466		15.666	
10	354	BERBECAR M.	ROU	1	6.600	9.166		15.766	15.849
				2	6.600	9.333		15.933	
11	349	DRAGULESCU Marian	ROU	1	7.000	8.900	0.1	15.800	15.800
				2	6.400	9.400		15.800	
12	202	BOTELLA PEREZ Isaac	ESP	1	6.600	9.233	0.1	15.733	15.799
				2	6.600	9.366	0.1	15.866	
13	219	PANTELEYMONOV Ruslan	GBR	1	6.600	9.366	0.1	15.866	15.799
				2	6.600	9.233	0.1	15.733	
14	393	LEGENDRE Steven	USA	1	7.000	9.091	0.1	15.991	15.428
				2	6.600	8.766	0.5	14.866	
15	414	AL-HARAZI N.	YEM	1	6.200	9.066		15.266	15.249
				2	6.200	9.033		15.233	
16	182	VAMMEN Helge	DEN	1	6.200	9.500	0.1	15.600	15.216
				2	5.400	9.433		14.833	
17	324	PENG Patrick	NZL	1	6.200	9.300		15.500	15.045
				2	6.200	8.691	0.3	14.591	
18	327	LYSZCZARZ Marek	POL	1	6.600	8.733	0.1	15.233	14.949
				2	6.600	8.066		14.666	
19	137	BULAUSKI Pavel	BLR	1	7.000	8.033		15.033	14.866
				2	5.400	9.300		14.700	
20	253	RAMEZANPOUR Mohammad	IRI	1	5.400	9.133		14.533	14.616
				2	6.600	8.100		14.700	
21	152	LYTWYN Kevin	CAN	1	6.600	9.433	0.1	15.933	14.483
				2	3.800	9.233		13.033	

RESULTS AFTER SUBDIVISION 5
MEN'S QUALIFICATION

MON 18 OCT 2010 - 9:00



Rank	Bib	Name	NOC Code	Vault	D Score	E Score	Pen	Vault	Total
22	183	WINDFELD - HELLSTEN	DEN	1	5.400	9.000		14.400	13.916
				2	5.400	8.033		13.433	
23	206	VEKKI Sakari	FIN	1	4.800	9.000		13.800	13.650
				2	5.800	7.800	0.1	13.500	

Legend:

D Panel Difficulty judges

E Panel Execution judges

Pen Penalty

Q Qualified for Vault Final

R Reserve for Vault Final

 Vault

RESULTS AFTER SUBDIVISION 5 MEN'S QUALIFICATION

MON 18 OCT 2010 - 9:00



Rank	Bib	Name	NOC Code	D Score	E Score	Pen	Total
1	274	UEMATSU Koji	JPN	6.500	8.900		15.400
2	326	KIERZKOWSKI Adam	POL	6.000	9.366		15.366
3	272	UCHIMURA Kohei	JPN	6.500	8.866		15.366
4	371	PIASECKY Samuel	SVK	6.500	8.866		15.366
5	281	VALEIEV Ildar	KAZ	6.900	8.466		15.366
6	308	ZONDERLAND Epke	NED	6.000	9.333		15.333
7	365	CAPELLI Claudio	SUI	6.100	9.141		15.241
8	394	LEYVA Danell	USA	6.400	8.833		15.233
9	155	IKEDA Kenneth	CAN	6.100	9.100		15.200
10	276	KOBAYASHI Kenya	JPN	6.400	8.775		15.175
11	275	TANAKA Kazuhito	JPN	6.700	8.366		15.066
12	273	YAMAMURO Koji	JPN	5.900	9.100		15.000
13	354	BERBECAR M.	ROU	6.400	8.600		15.000
14	325	KULESZA Roman	POL	6.000	8.933		14.933
15	390	BROOKS Christopher	USA	6.300	8.608		14.908
16	200	GOMEZ FUERTES Javier	ESP	6.000	8.866		14.866
17	163	GIRALDO LOPEZ J.	COL	6.100	8.766		14.866
18	133	TSAREVICH Aliaksandr	BLR	5.800	9.058		14.858
19	284	YOO Won Chul	KOR	6.400	8.441		14.841
20	216	PURVIS Daniel	GBR	5.700	9.133		14.833
21	350	KOCZI Flavius	ROU	5.900	8.933		14.833
22	113	JEFFERIS Joshua	AUS	6.100	8.700		14.800
23	392	HORTON Jonathan	USA	6.200	8.566		14.766
24	219	PANTELEYMONOV Ruslan	GBR	5.600	9.133		14.733
25	167	CASTELLANOS GARCIA	COL	5.700	9.033		14.733
26	134	KASPIAROVICH Dzmitry	BLR	5.800	8.933		14.733
27	288	KIM Soo Myun	KOR	6.400	8.333		14.733
28	212	WILLIG Arnaud	FRA	5.800	8.900		14.700
29	151	GAFUIK Nathan	CAN	5.900	8.800		14.700
30	331	ALMEIDA CAMPOS M.	POR	6.100	8.566		14.666
31	217	HUNTER Samuel	GBR	5.600	9.050		14.650
32	165	LUGO SICHACA D.	COL	5.500	9.133		14.633
33	393	LEGENDRE Steven	USA	6.100	8.533		14.633
34	214	DA SILVA Gael	FRA	5.900	8.666		14.566
35	132	SAVITSKI Dzmitry	BLR	6.200	8.308		14.508
36	309	DEURLOO Bart	NED	5.400	9.100		14.500
37	154	LUKENCHUK Jayd	CAN	5.800	8.633		14.433
38	152	LYTWYN Kevin	CAN	5.800	8.633		14.433
39	135	BYKAU Artsiom	BLR	5.600	8.816		14.416
40	153	PAYNE Jackson	CAN	5.800	8.566		14.366
41	283	YERIMBETOV Yernar	KAZ	6.100	8.266		14.366
42	370	BUCHER Pascal	SUI	5.700	8.633		14.333
43	333	ALMEIDA Simao	POR	5.400	8.900		14.300

RESULTS AFTER SUBDIVISION 5 MEN'S QUALIFICATION

MON 18 OCT 2010 - 9:00



Rank	Bib	Name	NOC Code	D Score	E Score	Pen	Total
44	351	BUIDOSO Ovidiu	ROU	5.800	8.500		14.300
45	434	HA Changju	KOR	6.100	8.200		14.300
46	220	SMITH Louis	GBR	5.400	8.866		14.266
47	352	BATAGA Cristian Ioan	ROU	5.800	8.466		14.266
48	366	RAMSEIER Mark	SUI	5.800	8.466		14.266
49	210	TOMMASONI Cyril	FRA	5.900	8.333		14.233
50	118	WIWATOWSKI Luke	AUS	5.600	8.600		14.200
51	289	YANG Hak Seon	KOR	5.800	8.400		14.200
52	332	PALMA SIMOES Gustavo	POR	5.200	8.966		14.166
53	114	OFFORD Samuel	AUS	5.600	8.533		14.133
54	147	BATINKOV Aleksandar	BUL	5.100	9.000		14.100
55	367	GISI Roman	SUI	5.400	8.700		14.100
56	368	GROVES Daniel	SUI	5.600	8.500		14.100
57	228	LYMPANOVNOS Christos	GRE	5.800	8.300		14.100
58	169	UDE Filip	CRO	5.400	8.675		14.075
59	229	DOULKERIDIS Michail	GRE	5.600	8.433		14.033
60	215	THOMAS Kristian	GBR	5.600	8.433		14.033
61	328	LIS Przemyslaw	POL	5.200	8.800		14.000
62	324	PENG Patrick	NZL	5.300	8.700		14.000
63	199	SAN MIGUEL Ivan	ESP	5.300	8.700		14.000
64	115	PICHLER Thomas	AUS	5.700	8.300		14.000
65	353	BUCUR Adrian	ROU	5.500	8.466		13.966
66	311	BLETTERMAN Michel	NED	5.100	8.800		13.900
67	166	BROCHERO GARY J.	COL	5.700	8.200		13.900
68	300	PALGEN Sascha	LUX	5.100	8.766		13.866
69	249	ZEYGHAMI Younes	IRI	5.300	8.566		13.866
70	335	MARTINS Ricardo	POR	4.700	9.133		13.833
71	145	YANEV Filip	BUL	5.100	8.733		13.833
72	255	CARSON Luke	IRL	4.600	9.100		13.700
73	148	VOVK Yaroslav	BUL	5.400	8.300		13.700
74	117	WADSWORTH Luke	AUS	5.700	8.000		13.700
75	197	CARBALLO Manuel	ESP	6.100	7.583		13.683
76	375	KAEWpanya Rartchawat	THA	5.300	8.366		13.666
77	252	KHODADADITIRKOLAEI	IRI	5.000	8.633		13.633
78	279	KORNEV Ilya	KAZ	5.100	8.533		13.633
79	372	STENBERG Mans	SWE	4.900	8.700		13.600
80	329	HULBOJ Kamil	POL	4.900	8.700		13.600
81	297	TREFILOVS Dmitrijs	LAT	4.900	8.700		13.600
82	144	IOVTCHEV Iordan	BUL	5.000	8.600		13.600
83	429	KEKELOS Stavros	GRE	4.800	8.766		13.566
84	321	HOLYOAKE Mark	NZL	5.600	7.966		13.566
85	209	SABOT Hamilton	FRA	6.100	7.466		13.566
86	422	DZIAMCHYKHIN A.	BLR	4.900	8.633		13.533

RESULTS AFTER SUBDIVISION 5 MEN'S QUALIFICATION

MON 18 OCT 2010 - 9:00



Rank	Bib	Name	NOC Code	D Score	E Score	Pen	Total
87	208	NIVA Heikki	FIN	4.200	9.266		13.466
88	345	ALDAYANI Ahmed	QAT	5.000	8.466		13.466
89	374	CHOKPAOUMPAI Weena	THA	5.100	8.333		13.433
90	190	EL SAHARTY M.	EGY	5.200	8.233		13.433
91	312	BUTTER Arjen	NED	5.300	8.100		13.400
92	191	AHMED A.	EGY	4.700	8.666		13.366
93	231	KOSMIDIS Eleftherios	GRE	5.300	8.066		13.366
94	320	HENNIN James	NZL	4.200	9.133		13.333
95	373	SIMONEN Toni	SWE	4.800	8.533		13.333
96	347	ALSADI Mahmood	QAT	5.500	7.833		13.333
97	250	KHENARINEZHAD Hadi	IRI	4.800	8.500		13.300
98	189	SROUR Mohamed Sayed	EGY	4.900	8.400		13.300
99	198	MUNOZ Sergio	ESP	5.100	8.133		13.233
100	330	LABUTIN Maciej	POL	5.300	7.933		13.233
101	253	RAMEZANPOUR Mohammad	IRI	4.800	8.400		13.200
102	395	WYNN Brandon	USA	6.300	6.900		13.200
103	205	TUUHA Tomi	FIN	4.000	9.133		13.133
104	171	BOROSA Filip	CRO	4.400	8.733		13.133
105	280	KOZHAKOV Nurtas	KAZ	5.100	8.033		13.133
106	256	BEHAN Kieran	IRL	4.000	9.033		13.033
107	230	KAILIDIS Charalampos	GRE	4.400	8.616		13.016
108	376	KAEWpanya Woranad	THA	4.600	8.400		13.000
109	286	SIN Seob	KOR	5.500	7.500		13.000
110	186	WINTHER Joachim	DEN	3.900	9.066		12.966
111	319	FIELD Brandon	NZL	4.800	8.166		12.966
112	192	MOHAMED KHALED M.	EGY	4.800	8.166		12.966
113	173	BREZ Marko	CRO	5.000	7.933		12.933
114	193	SHAHIN Islam Mohamed	EGY	5.000	7.900		12.900
115	203	HARJU Jarkko	FIN	4.100	8.766		12.866
116	336	LOPES ROMERO Diogo	POR	4.800	8.000		12.800
117	278	GORBACHEV Stepan	KAZ	5.200	7.566		12.766
118	204	KUUSELA Ilkka	FIN	5.400	7.366		12.766
119	185	FUGLSIG Joao	DEN	4.100	8.633		12.733
120	322	KOUDINOV Mikhail	NZL	5.100	7.441		12.541
121	254	AZAMI Amir	IRI	5.000	7.466		12.466
122	183	WINDFELD - HELLSTEN	DEN	3.700	8.758		12.458
123	146	PENEV Eddie	BUL	5.300	7.133		12.433
124	164	CALVO MORENO J.	COL	5.500	6.933		12.433
125	257	O'DONNELL Anthony	IRL	4.100	8.308		12.408
126	307	WAMMES Jeffrey	NED	5.000	7.300		12.300
127	184	PURGE Florin	DEN	5.100	7.100		12.200
128	188	DE LEON DE JESUS J.	DOM	5.400	6.733		12.133
129	213	BOUHAIL Thomas	FRA	5.400	6.708		12.108


RESULTS AFTER SUBDIVISION 5
MEN'S QUALIFICATION

MON 18 OCT 2010 - 9:00



Rank	Bib	Name	NOC Code	D Score	E Score	Pen	Total
130	201	GONZALEZ Fabian	ESP	5.000	6.766		11.766
131	174	BARON Matija	CRO	3.600	8.133		11.733
132	207	LEINONEN Markku	FIN	4.300	5.933		10.233

Legend:
D Panel Difficulty judges **E** Panel Execution judges **Pen** Penalty **Q** Qualified for Parallel Bars Final **R** Reserve for Parallel Bars Final

 Parallel Bars

RESULTS AFTER SUBDIVISION 5 MEN'S QUALIFICATION

MON 18 OCT 2010 - 9:00



Rank	Bib	Name	NOC Code	D Score	E Score	Pen	Total
1	274	UEMATSU Koji	JPN	7.400	8.333		15.733
2	394	LEYVA Danell	USA	7.000	8.633		15.633
3	390	BROOKS Christopher	USA	6.600	8.900		15.500
4	308	ZONDERLAND Epke	NED	6.800	8.525		15.325
5	392	HORTON Jonathan	USA	6.600	8.666		15.266
6	172	MOZNIK Marijo	CRO	6.600	8.633		15.233
7	307	WAMMES Jeffrey	NED	6.700	8.466		15.166
8	285	KIM Jihoon	KOR	6.900	8.266		15.166
9	284	YOO Won Chul	KOR	6.400	8.700		15.100
10	272	UCHIMURA Kohei	JPN	6.700	8.333		15.033
11	273	YAMAMURO Koji	JPN	6.000	8.966		14.966
12	215	THOMAS Kristian	GBR	6.000	8.866		14.866
13	325	KULESZA Roman	POL	6.000	8.866		14.866
14	214	DA SILVA Gael	FRA	6.100	8.766		14.866
15	152	LYTWYN Kevin	CAN	6.100	8.733		14.833
16	153	PAYNE Jackson	CAN	5.900	8.900		14.800
17	209	SABOT Hamilton	FRA	6.300	8.433		14.733
18	275	TANAKA Kazuhito	JPN	6.400	8.300		14.700
19	217	HUNTER Samuel	GBR	6.300	8.366		14.666
20	371	PIASECKY Samuel	SVK	6.300	8.366		14.666
21	276	KOBAYASHI Kenya	JPN	6.000	8.633		14.633
22	367	GISI Roman	SUI	5.600	8.966		14.566
23	216	PURVIS Daniel	GBR	6.200	8.333		14.533
24	201	GONZALEZ Fabian	ESP	6.300	8.233		14.533
25	370	BUCHER Pascal	SUI	5.600	8.900		14.500
26	218	SEAGER Theo	GBR	5.700	8.766		14.466
27	210	TOMMASONE Cyril	FRA	5.700	8.750		14.450
28	145	YANEV Filip	BUL	6.200	8.241		14.441
29	118	WIWATOWSKI Luke	AUS	6.100	8.333		14.433
30	368	GROVES Daniel	SUI	5.800	8.600		14.400
31	212	WILLIG Arnaud	FRA	5.900	8.500		14.400
32	198	MUNOZ Sergio	ESP	5.900	8.466		14.366
33	369	BRAEGGER Pablo	SUI	5.600	8.733		14.333
34	331	ALMEIDA CAMPOS M.	POR	5.700	8.633		14.333
35	393	LEGENDRE Steven	USA	5.800	8.466		14.266
36	199	SAN MIGUEL Ivan	ESP	5.600	8.600		14.200
37	211	CARANOBÉ Benoit	FRA	5.500	8.666		14.166
38	351	BUIDOSO Ovidiu	ROU	6.000	8.166		14.166
39	232	MARAS Vlasios	GRE	6.400	7.766		14.166
40	154	LUKENCHUK Jayd	CAN	5.800	8.333		14.133
41	309	DEURLOO Bart	NED	5.900	8.233		14.133
42	163	GIRALDO LOPEZ J.	COL	5.900	8.233		14.133
43	151	GAFUIK Nathan	CAN	6.400	7.733		14.133

RESULTS AFTER SUBDIVISION 5 MEN'S QUALIFICATION

MON 18 OCT 2010 - 9:00



Rank	Bib	Name	NOC Code	D Score	E Score	Pen	Total
44	115	PICHLER Thomas	AUS	5.300	8.800		14.100
45	219	PANTELEYMONOV Ruslan	GBR	5.300	8.766		14.066
46	155	IKEDA Kenneth	CAN	5.600	8.466		14.066
47	297	TREFILOVS Dmitrijs	LAT	5.600	8.466		14.066
48	283	YERIMBETOV Yernar	KAZ	5.600	8.466		14.066
49	395	WYNN Brandon	USA	5.700	8.366		14.066
50	134	KASPIAROVICH Dzmitry	BLR	5.500	8.533		14.033
51	113	JEFFERIS Joshua	AUS	5.200	8.800		14.000
52	328	LIS Przemyslaw	POL	5.100	8.866		13.966
53	334	LOY DA GRACA B.	POR	5.600	8.366		13.966
54	147	BATINKOV Aleksandar	BUL	5.900	8.033		13.933
55	133	TSAREVICH Aliaksandr	BLR	6.100	7.833		13.933
56	114	OFFORD Samuel	AUS	5.100	8.800		13.900
57	230	KAILIDIS Charalampos	GRE	5.700	8.200		13.900
58	197	CARBALLO Manuel	ESP	6.000	7.866		13.866
59	434	HA Changju	KOR	6.000	7.833		13.833
60	281	VALEIEV Ildar	KAZ	5.200	8.600		13.800
61	228	LYMPANOVNOS Christos	GRE	5.500	8.300		13.800
62	135	BYKAU Artsiom	BLR	5.000	8.766		13.766
63	132	SAVITSKI Dzmitry	BLR	5.600	8.166		13.766
64	352	BATAGA Cristian Ioan	ROU	5.700	8.033		13.733
65	350	KOCZI Flavius	ROU	6.000	7.733		13.733
66	311	BLETTERMAN Michel	NED	5.200	8.500		13.700
67	173	BREZ Marko	CRO	5.500	8.200		13.700
68	320	HENNIN James	NZL	4.600	9.033		13.633
69	300	PALGEN Sascha	LUX	5.600	8.033		13.633
70	149	VALCHEV Velislav	BUL	5.700	7.933		13.633
71	324	PENG Patrick	NZL	4.900	8.633		13.533
72	429	KEKELOS Stavros	GRE	5.000	8.533		13.533
73	280	KOZHAKOV Nurtas	KAZ	5.200	8.300		13.500
74	204	KUUSELA Ilkka	FIN	4.600	8.833		13.433
75	117	WADSWORTH Luke	AUS	4.700	8.725		13.425
76	186	WINTHER Joachim	DEN	4.700	8.675		13.375
77	167	CASTELLANOS GARCIA	COL	4.900	8.466		13.366
78	288	KIM Soo Myun	KOR	5.800	7.566		13.366
79	345	ALDAYANI Ahmed	QAT	5.200	8.133		13.333
80	164	CALVO MORENO J.	COL	5.900	7.433		13.333
81	372	STENBERG Mans	SWE	5.000	8.300		13.300
82	335	MARTINS Ricardo	POR	4.800	8.466		13.266
83	436	VAN MINDE Carlo	NED	5.500	7.766		13.266
84	365	CAPELLI Claudio	SUI	6.000	7.266		13.266
85	190	EL SAHARTY M.	EGY	5.200	8.000		13.200
86	286	SIN Seob	KOR	5.800	7.333		13.133

RESULTS AFTER SUBDIVISION 5 MEN'S QUALIFICATION

MON 18 OCT 2010 - 9:00



Rank	Bib	Name	NOC Code	D Score	E Score	Pen	Total
87	208	NIVA Heikki	FIN	4.400	8.700		13.100
88	137	BULAUSKI Pavel	BLR	4.600	8.500		13.100
89	188	DE LEON DE JESUS J.	DOM	5.800	7.300		13.100
90	191	AHMED A.	EGY	4.900	8.166		13.066
91	252	KHODADADITIRKOLAEI	IRI	4.900	8.166		13.066
92	278	GORBACHEV Stepan	KAZ	5.600	7.466		13.066
93	279	KORNEV Ilya	KAZ	5.400	7.600		13.000
94	322	KOUDINOV Mikhail	NZL	4.300	8.666		12.966
95	200	GOMEZ FUERTES Javier	ESP	5.400	7.566		12.966
96	353	BUCUR Adrian	ROU	5.600	7.366		12.966
97	174	BARON Matija	CRO	4.600	8.300		12.900
98	326	KIERZKOWSKI Adam	POL	4.900	8.000		12.900
99	255	CARSON Luke	IRL	4.900	8.000		12.900
100	146	PENEV Eddie	BUL	5.400	7.500		12.900
101	229	DOULKERIDIS Michail	GRE	5.500	7.400		12.900
102	330	LABUTIN Maciej	POL	4.300	8.566		12.866
103	165	LUGO SICHACA D.	COL	5.800	7.000		12.800
104	184	PURGE Florin	DEN	4.900	7.883		12.783
105	169	UDE Filip	CRO	5.500	7.266		12.766
106	323	PALMER Matthew	NZL	4.000	8.700		12.700
107	332	PALMA SIMOES Gustavo	POR	5.200	7.500		12.700
108	183	WINDFELD - HELLSTEN	DEN	4.600	8.066		12.666
109	194	ADEL IBRAHIM Ahmed	EGY	4.300	8.333		12.633
110	257	O'DONNELL Anthony	IRL	3.900	8.683		12.583
111	347	ALSADI Mahmood	QAT	4.900	7.633		12.533
112	203	HARJU Jarkko	FIN	4.200	8.300		12.500
113	171	BOROSA Filip	CRO	3.800	8.633		12.433
114	349	DRAGULESCU Marian	ROU	5.700	6.733		12.433
115	376	KAEWpanya Woranad	THA	4.500	7.833		12.333
116	254	AZAMI Amir	IRI	4.400	7.766		12.166
117	166	BROCHERO GARY J.	COL	4.100	8.033		12.133
118	374	CHOKPAOUMPAI Weena	THA	3.900	8.133		12.033
119	333	ALMEIDA Simao	POR	4.800	7.233		12.033
120	249	ZEYGHAMI Younes	IRI	5.300	6.600		11.900
121	319	FIELD Brandon	NZL	3.900	7.966		11.866
122	192	MOHAMED KHALED M.	EGY	4.200	7.666		11.866
123	148	VOVK Yaroslav	BUL	4.500	7.266		11.766
124	206	VEKKI Sakari	FIN	3.500	8.200		11.700
125	373	SIMONEN Toni	SWE	4.900	6.766		11.666
126	189	SROUR Mohamed Sayed	EGY	3.900	7.666		11.566
127	253	RAMEZANPOUR Mohammad	IRI	4.600	6.933		11.533
128	256	BEHAN Kieran	IRL	3.900	7.600		11.500
129	207	LEINONEN Markku	FIN	3.100	8.300		11.400

RESULTS AFTER SUBDIVISION 5
MEN'S QUALIFICATION

MON 18 OCT 2010 - 9:00



Rank	Bib	Name	NOC Code	D Score	E Score	Pen	Total
130	250	KHENARINEZHAD Hadi	IRI	4.000	7.300		11.300
131	375	KAEWPANYA Rartchawat	THA	4.200	7.066		11.266
132	329	HULBOJ Kamil	POL	4.100	7.033		11.133
133	185	FUGLSIG Joao	DEN	2.700	7.400		10.100

Legend:

D Panel Difficulty judges

E Panel Execution judges

Pen Penalty

Q Qualified for Horizontal Bar Final

R Reserve for Horizontal Bar Final



Horizontal Bar


ALL-AROUND RESULTS MEN'S QUALIFICATION

MON 18 OCT 2010 - 9:00

Rank	Bib	Name	NOC Code							Total
1	272	UCHIMURA Kohei	JPN	14.966	<u>15.133</u>	15.400	16.333	15.366	15.033	92.231 Q
2	222	BOY Philipp	GER	<u>14.766</u>	14.200	14.566	15.800	15.258	15.566	90.156 Q
3	161	LU Bo	CHN	14.633	14.000	14.966	<u>15.933</u>	15.341	14.766	89.639 Q
4	392	HORTON Jonathan	USA	14.700	13.733	15.233	15.900	14.766	<u>15.266</u>	89.598 Q
5	216	PURVIS Daniel	GBR	15.266	14.600	14.200	<u>16.066</u>	14.833	14.533	89.498 Q
6	284	YOO Won Chul	KOR	14.416	14.200	<u>15.466</u>	15.400	14.841	15.100	89.423 Q
7	350	KOCZI Flavius	ROU	15.000	14.966	14.700	<u>16.166</u>	14.833	13.733	89.398 Q
8	356	KHOROKHORDIN Sergey	RUS	14.400	14.566	14.900	15.700	<u>15.175</u>	14.500	89.241 Q
9	159	TENG Haibin	CHN	14.200	14.783	14.166	<u>15.866</u>	15.633	14.533	89.181 Q
10	217	HUNTER Samuel	GBR	14.800	14.708	14.366	<u>15.900</u>	14.650	14.666	89.090 Q
11	384	KUKSENKOV Mykola	UKR	14.366	14.100	14.600	<u>15.866</u>	15.133	14.766	88.831 Q
12	394	LEYVA Danell	USA	13.900	13.900	14.433	15.658	15.233	<u>15.633</u>	88.757 Q
13	274	UEMATSU Koji	JPN	13.266	<u>14.133</u>	14.733	15.433	15.400	15.733	88.698 Q
14	342	RIVERA Luis	PUR	14.433	<u>14.500</u>	14.733	16.233	14.100	14.300	88.299 Q
15	393	LEGENDRE Steven	USA	15.233	13.700	14.333	15.991	14.633	<u>14.266</u>	88.156
16	276	KOBAYASHI Kenya	JPN	14.133	<u>13.833</u>	15.433	14.933	15.175	14.633	88.140
17	215	THOMAS Kristian	GBR	14.500	14.275	14.366	<u>15.800</u>	14.033	14.866	87.840
18	358	DEVYATOVSKIY Maxim	RUS	14.666	13.666	14.866	14.933	<u>15.000</u>	14.600	87.731 Q
19	219	PANTELEYMONOV Ruslan	GBR	14.533	13.966	14.533	<u>15.866</u>	14.733	14.066	87.697
20	226	SPIRIDONOV Evgenij	GER	<u>14.366</u>	14.300	14.300	15.366	14.666	14.633	87.631 Q
21	440	CHERKASOV Andrey	RUS	14.400	13.700	14.166	16.100	14.716	14.333	87.415
22	210	TOMMASONE Cyril	FRA	14.066	15.500	14.000	15.166	14.233	<u>14.450</u>	87.415 Q
23	258	SHATILOV Alexander	ISR	15.308	14.466	<u>14.066</u>	15.666	14.700	13.133	87.339 Q
24	156	GONZALEZ SEPULVEDA	CHI	14.933	<u>13.533</u>	14.650	15.933	14.433	13.733	87.215 Q
25	198	MUNOZ Sergio	ESP	14.300	14.300	<u>14.800</u>	16.100	13.233	14.366	87.099 Q
26	344	VARGAS VELAZQUEZ L.	PUR	12.916	<u>14.500</u>	14.400	15.566	14.900	14.700	86.982 Q
27	132	SAVITSKI Dzimtry	BLR	<u>14.200</u>	14.500	14.358	15.600	14.508	13.766	86.932 Q
28	396	FOKIN Anton	UZB	13.900	14.300	14.766	15.400	<u>15.233</u>	13.300	86.899 Q
29	288	KIM Soo Myun	KOR	14.400	14.325	<u>13.966</u>	16.000	14.733	13.366	86.790 Q
30	273	YAMAMURO Koji	JPN	11.100	<u>13.700</u>	15.633	16.300	15.000	14.966	86.699
31	281	VALEIEV Ildar	KAZ	14.066	14.033	<u>14.600</u>	14.566	15.366	13.800	86.431 R
32	163	GIRALDO LOPEZ J.	COL	<u>13.600</u>	13.666	14.733	15.333	14.866	14.133	86.331 R
33	359	BELYAVSKIY David	RUS	14.533	14.641	12.500	16.166	<u>13.800</u>	14.666	86.306
34	113	JEFFERIS Joshua	AUS	13.966	<u>12.933</u>	14.800	15.733	14.800	14.000	86.232 R
35	151	GAFUIK Nathan	CAN	<u>14.100</u>	13.500	13.833	15.966	14.700	14.133	86.232 R
36	265	POZZO Enrico	ITA	14.100	14.166	13.900	15.766	14.266	<u>14.033</u>	86.231
37	264	MORANDI Matteo	ITA	14.066	13.700	15.500	16.066	12.866	<u>14.000</u>	86.198
38	325	KULESZA Roman	POL	<u>13.633</u>	13.241	13.966	15.500	14.933	14.866	86.139
39	267	OTTAVI Paolo	ITA	14.000	13.900	14.866	15.033	14.100	<u>14.200</u>	86.099
40	367	GISI Roman	SUI	13.666	14.100	13.933	<u>15.700</u>	14.100	14.566	86.065
41	209	SABOT Hamilton	FRA	14.108	14.666	14.500	14.408	13.566	<u>14.733</u>	85.981
42	307	WAMMES Jeffrey	NED	14.700	12.933	14.400	16.400	12.300	<u>15.166</u>	85.899
43	365	CAPELLI Claudio	SUI	14.033	13.266	13.900	<u>15.991</u>	15.241	13.266	85.697
44	351	BUIDOSO Ovidiu	ROU	12.733	14.833	14.000	<u>15.600</u>	14.300	14.166	85.632
45	444	FAHRIG Matthias	GER	13.666	13.466	13.800	16.100	14.500	14.066	85.598
46	143	SASAKI JUNIOR Sergio	BRA	14.366	13.800	<u>14.033</u>	15.000	14.300	13.966	85.465
47	154	LUKENCHUK Jayd	CAN	<u>13.966</u>	13.166	13.766	15.900	14.433	14.133	85.364
48	352	BATAGA Cristian Ioan	ROU	14.333	14.341	14.366	<u>14.233</u>	14.266	13.733	85.272



ALL-AROUND RESULTS MEN'S QUALIFICATION

MON 18 OCT 2010 - 9:00

Rank	Bib	Name	NOC Code							Total
49	387	STEPKO Oleg	UKR	14.300	14.400	13.666	<u>16.000</u>	14.500	12.366	85.232
50	331	ALMEIDA CAMPOS M.	POR	12.900	13.833	14.433	14.933	<u>14.666</u>	14.333	85.098
51	341	RAMOS RIVERA Angel	PUR	13.333	<u>14.133</u>	13.733	16.066	13.966	13.866	85.097
52	309	DEURLOO Bart	NED	14.233	12.600	13.666	15.866	14.500	<u>14.133</u>	84.998
53	371	PIASECKY Samuel	SVK	13.433	12.800	13.366	<u>15.300</u>	15.366	14.666	84.931
54	268	TAMIAZZO Mattia	ITA	13.608	14.466	13.333	15.300	13.966	<u>14.033</u>	84.706
55	442	SUPRUN Oleksandr	UKR	14.266	12.066	13.600	16.200	14.466	14.066	84.664
56	169	UDE Filip	CRO	14.000	15.500	12.733	15.466	<u>14.075</u>	12.766	84.540
57	368	GROVES Daniel	SUI	12.800	14.066	13.566	<u>15.600</u>	14.100	14.400	84.532
58	106	MOLINARI Federico	ARG	<u>13.866</u>	12.900	14.833	15.083	14.366	13.383	84.431
59	138	BRENTANO RODRIGUES	BRA	13.833	14.100	<u>12.966</u>	15.316	14.100	14.100	84.415
60	283	YERIMBETOV Yernar	KAZ	13.633	13.200	<u>13.433</u>	15.516	14.366	14.066	84.214
61	332	PALMA SIMOES Gustavo	POR	13.833	13.566	14.733	15.166	<u>14.166</u>	12.700	84.164
62	197	CARBALLO Manuel	ESP	12.966	13.100	<u>14.833</u>	15.691	13.683	13.866	84.139
63	114	OFFORD Samuel	AUS	13.833	<u>11.966</u>	14.800	15.433	14.133	13.900	84.065
64	403	FUENTES Jose Luis	VEN	12.200	<u>14.641</u>	13.233	15.125	14.400	14.466	84.065
65	120	LEIMLEHNER Fabian	AUT	<u>12.133</u>	13.433	14.133	15.600	14.233	14.500	84.032
66	241	HIDVEGI Vid	HUN	12.666	14.833	14.066	<u>14.600</u>	14.250	13.566	83.981
67	176	KONECNY Martin	CZE	13.766	13.733	13.933	15.091	13.266	<u>13.966</u>	83.755
68	303	LOPEZ VIANA Santiago	MEX	<u>14.533</u>	13.566	13.266	15.558	13.733	13.033	83.689
69	165	LUGO SICHACA D.	COL	<u>14.333</u>	11.966	14.200	15.533	14.633	12.800	83.465
70	286	SIN Seob	KOR	13.800	13.866	<u>14.366</u>	15.200	13.000	13.133	83.365
71	228	LYMPANOVNOS Christos	GRE	13.633	12.733	13.600	15.358	<u>14.100</u>	13.800	83.224
72	278	GORBACHEV Stepan	KAZ	14.166	13.733	<u>13.733</u>	15.583	12.766	13.066	83.047
73	118	WIWATOWSKI Luke	AUS	13.233	<u>13.366</u>	12.266	15.533	14.200	14.433	83.031
74	139	BARRETTO JUNIOR F.	BRA	12.900	13.766	<u>13.100</u>	15.200	13.700	14.066	82.732
75	135	BYKAU Artsiom	BLR	<u>12.933</u>	12.400	14.000	15.200	14.416	13.766	82.715
76	234	SHEK Wai Hung	HKG	13.266	13.500	<u>12.900</u>	14.966	14.200	13.633	82.465
77	324	PENG Patrick	NZL	13.683	<u>11.766</u>	13.950	15.500	14.000	13.533	82.432
78	190	EL SAHARTY M.	EGY	<u>13.666</u>	12.933	13.533	15.666	13.433	13.200	82.431
79	146	PENEV Eddie	BUL	15.066	11.900	<u>13.666</u>	16.200	12.433	12.900	82.165
80	311	BLETTERMAN Michel	NED	13.866	12.933	13.150	14.566	13.900	<u>13.700</u>	82.115
81	259	ARONOVICH Felix	ISR	12.700	13.933	<u>14.200</u>	13.700	13.958	13.466	81.957
82	237	KALLAI Zoltan	HUN	12.300	14.633	13.500	<u>14.500</u>	13.600	13.266	81.799
83	316	HANCHE-OLSEN Joachim	NOR	<u>12.800</u>	13.700	13.233	14.758	13.466	13.600	81.557
84	304	MONREAL HERNANDEZ M.	MEX	<u>13.800</u>	13.466	14.133	13.900	13.533	12.700	81.532
85	173	BREZ Marko	CRO	13.333	13.700	13.333	14.533	<u>12.933</u>	13.700	81.532
86	372	STENBERG Mans	SWE	14.200	10.833	13.800	<u>15.766</u>	13.600	13.300	81.499
87	297	TREFILOVS Dmitrijs	LAT	13.566	12.933	13.700	<u>13.633</u>	13.600	14.066	81.498
88	230	KAILIDIS Charalampos	GRE	13.033	13.466	13.433	14.633	<u>13.016</u>	13.900	81.481
89	107	MARTINEZ ERAZUN O.	ARG	<u>13.058</u>	11.666	14.300	14.333	14.100	13.866	81.323
90	238	MYERS Csaba	HUN	13.466	12.300	13.566	<u>14.900</u>	13.366	13.600	81.198
91	166	BROCHERO GARY J.	COL	<u>13.600</u>	13.600	12.633	15.275	13.900	12.133	81.141
92	129	THYS Tomas	BEL	13.850	11.933	<u>13.333</u>	15.500	12.800	13.633	81.049
93	128	VERBAEYS Jimmy	BEL	12.533	13.400	<u>13.266</u>	14.933	12.866	14.008	81.006
94	130	GENTGES Gilles	BEL	13.533	12.866	<u>13.666</u>	14.775	12.700	13.366	80.906
95	255	CARSON Luke	IRL	13.266	13.000	<u>13.500</u>	14.516	13.700	12.900	80.882
96	178	SMEJKAL Petr	CZE	12.866	12.566	13.500	15.200	13.133	<u>13.500</u>	80.765

ALL-AROUND RESULTS MEN'S QUALIFICATION

MON 18 OCT 2010 - 9:00

Rank	Bib	Name	NOC Code							Total
97	333	ALMEIDA Simao	POR	13.833	11.266	14.066	15.233	<u>14.300</u>	12.033	80.731
98	250	KHENARINEZHAD Hadi	IRI	13.933	<u>12.633</u>	14.700	14.800	13.300	11.300	80.666
99	127	NEUTELEERS Thomas	BEL	12.366	11.466	<u>14.000</u>	14.633	14.525	13.666	80.656
100	298	GUSCINAS Rokas	LTU	12.466	13.833	<u>14.466</u>	14.366	11.933	13.500	80.564
101	110	LOMPIZANO J.	ARG	<u>13.966</u>	12.700	12.266	15.166	13.433	12.633	80.164
102	208	NIVA Heikki	FIN	13.866	11.833	12.866	14.933	<u>13.466</u>	13.100	80.064
103	121	KRANZLMUELLER Lukas	AUT	<u>13.633</u>	11.933	13.533	14.900	12.400	13.566	79.965
104	300	PALGEN Sascha	LUX	12.966	10.016	14.533	<u>14.933</u>	13.866	13.633	79.947
105	411	TRUONG Minh Sang	VIE	13.066	13.566	12.833	13.333	<u>14.066</u>	12.966	79.830
106	322	KOUDINOV Mikhail	NZL	14.133	<u>13.033</u>	13.833	13.300	12.541	12.966	79.806
107	123	SCHWAB Matthias	AUT	<u>13.333</u>	12.641	13.233	14.533	12.833	13.133	79.706
108	240	VLACSIL Attila	HUN	12.633	13.166	13.800	<u>14.666</u>	13.666	11.766	79.697
109	330	LABUTIN Maciej	POL	<u>12.633</u>	12.916	13.533	14.466	13.233	12.866	79.647
110	125	SHIKHALIYEV Shakir	AZE	12.366	13.133	13.125	15.300	<u>12.500</u>	13.100	79.524
111	374	CHOKPAOUMPAI Weena	THA	13.366	<u>11.566</u>	13.300	15.600	13.433	12.033	79.298
112	177	BOLTAR Michal	CZE	13.366	11.733	12.883	14.858	13.133	<u>13.166</u>	79.139
113	347	ALSADI Mahmood	QAT	12.600	12.700	13.100	14.833	13.333	<u>12.533</u>	79.099
114	418	ARICAN Ferhat	TUR	13.333	<u>12.866</u>	13.358	14.400	12.266	12.858	79.081
115	429	KEKELOS Stavros	GRE	12.400	11.633	13.525	14.400	<u>13.566</u>	13.533	79.057
116	253	RAMEZANPOUR Mohammad	IRI	13.533	<u>13.800</u>	12.400	14.533	13.200	11.533	78.999
117	407	VELOZ PEREZ X.	VEN	12.300	<u>12.900</u>	13.033	15.100	13.033	12.633	78.999
118	378	CHEN Chih Yu	TPE	12.033	11.233	15.466	<u>14.100</u>	13.133	12.966	78.931
119	415	SAMILOGLU Umit	TUR	13.466	<u>12.433</u>	12.200	15.466	12.633	12.633	78.831
120	299	IZMODENOV Jevgenij	LTU	13.266	12.633	<u>12.966</u>	14.500	13.066	12.166	78.597
121	260	SHAHAM Noam	ISR	13.633	10.400	<u>14.133</u>	15.500	13.533	11.300	78.499
122	171	BOROSA Filip	CRO	13.733	12.216	12.433	14.533	<u>13.133</u>	12.433	78.481
123	174	BARON Matija	CRO	13.366	13.300	12.766	14.366	<u>11.733</u>	12.900	78.431
124	380	CHEN Szu Chieh	TPE	12.933	13.833	11.466	<u>14.633</u>	13.300	12.200	78.365
125	189	SROUR Mohamed Sayed	EGY	<u>12.933</u>	11.233	13.741	15.300	13.300	11.566	78.073
126	376	KAERPANYA Woranad	THA	12.766	<u>11.933</u>	11.666	15.566	13.000	12.333	77.264
127	192	MOHAMED KHALED M.	EGY	<u>12.866</u>	11.391	13.300	14.766	12.966	11.866	77.155
128	111	BARRIONUEVO Martin	ARG	<u>13.333</u>	11.633	13.116	14.566	12.133	12.333	77.114
129	254	AZAMI Amir	IRI	13.033	<u>10.733</u>	14.066	14.600	12.466	12.166	77.064
130	375	KAERPANYA Rartchawat	THA	12.966	<u>11.866</u>	12.566	14.733	13.666	11.266	77.063
131	124	DYRMISHI Xheni	AUT	<u>11.733</u>	11.733	13.166	14.766	12.733	12.866	76.997
132	373	SIMONEN Toni	SWE	12.500	10.800	13.333	<u>15.333</u>	13.333	11.666	76.965
133	313	CONRADI Marcus	NOR	<u>13.200</u>	12.466	12.100	14.366	12.233	12.466	76.831
134	183	WINDFELD - HELLSTEN	DEN	12.433	12.033	12.600	14.400	12.458	<u>12.666</u>	76.590
135	186	WINTHER Joachim	DEN	12.666	10.300	12.491	14.633	12.966	<u>13.375</u>	76.431
136	399	OLUSHEV Ivan	UZB	12.733	10.566	12.233	15.500	<u>13.233</u>	12.066	76.331
137	417	SANLI Ozgur	TUR	12.800	<u>10.333</u>	12.700	14.566	13.000	12.900	76.299
138	162	ZHANG Chenglong	CHN	14.100	14.366		<u>15.900</u>	15.466	15.766	75.598
139	406	PARRA MARANA Johnny	VEN	12.000	<u>12.833</u>	10.566	14.600	12.600	12.966	75.565
140	416	AKKAVAK Muhammed	TUR	13.033	<u>11.500</u>	12.366	14.666	11.566	12.400	75.531
141	405	MANANGA CASTILLO J.	VEN	11.900	<u>11.600</u>	11.766	14.966	13.466	11.833	75.531
142	408	DANG Nam	VIE	12.666	11.600	13.166	14.533	<u>10.966</u>	12.266	75.197
143	257	O'DONNELL Anthony	IRL	13.141	10.133	<u>12.400</u>	14.433	12.408	12.583	75.098
144	184	PURGE Florin	DEN	10.733	11.233	13.166	14.433	12.200	<u>12.783</u>	74.548

ALL-AROUND RESULTS MEN'S QUALIFICATION

MON 18 OCT 2010 - 9:00

Rank	Bib	Name	NOC Code							Total
145	188	DE LEON DE JESUS J.	DOM	12.500	9.933	11.966	<u>14.833</u>	12.133	13.100	74.465
146	390	BROOKS Christopher	USA	13.966	14.033		15.933	14.908	<u>15.500</u>	74.340
147	345	ALDAYANI Ahmed	QAT	10.233	11.500	12.500	13.266	13.466	<u>13.333</u>	74.298
148	270	AL ASI Ali	JOR	12.066	10.133	<u>15.133</u>	14.566	11.166	11.200	74.264
149	214	DA SILVA Gael	FRA	14.766		14.200	15.700	14.566	<u>14.866</u>	74.098
150	355	MAKINGS Michael	RSA	12.533	<u>11.000</u>	12.466	14.866	12.200	10.933	73.998
151	152	LYTWYN Kevin	CAN	<u>13.733</u>		14.600	15.933	14.433	14.833	73.532
152	134	KASPIAROVICH Dzmitry	BLR	<u>13.966</u>		14.433	16.333	14.733	14.033	73.498
153	103	HACIB Oualid	ALG	12.800	12.166	12.733	11.333	12.633	<u>11.666</u>	73.331
154	199	SAN MIGUEL Ivan	ESP		13.566	<u>15.400</u>	16.100	14.000	14.200	73.266
155	212	WILLIG Arnaud	FRA		14.233	14.533	15.200	14.700	<u>14.400</u>	73.066
156	200	GOMEZ FUERTES Javier	ESP	14.666		<u>14.733</u>	15.800	14.866	12.966	73.031
157	434	HA Changju	KOR		15.000	13.933	15.633	14.300	13.833	72.699
158	395	WYNN Brandon	USA	13.933		15.400	15.833	13.200	<u>14.066</u>	72.432
159	105	METIDJI Hellal	ALG	12.633	12.866	10.500	14.266	11.566	<u>10.333</u>	72.164
160	343	RODRIGUEZ Alexander	PUR	14.300	<u>14.333</u>		15.200	13.600	14.233	71.666
161	386	NAKONECHNYI Vitaliy	UKR	13.833	14.433	13.866		14.566	14.633	71.331
162	293	ALOTHMAN Naser	KUW	11.900	11.400	10.400	14.066	12.300	<u>10.900</u>	70.966
163	142	NOGUEIRA Danilo	BRA		13.566	<u>14.400</u>	14.800	13.908	14.066	70.740
164	115	PICHLER Thomas	AUS	14.825		11.833	15.733	14.000	14.100	70.491
165	131	TOEBACK Jonas	BEL	13.633		<u>14.100</u>	15.383	13.491	13.666	70.273
166	235	NG Kiu Chung	HKG	11.566	10.433	<u>13.166</u>	14.433	10.300	10.000	69.898
167	353	BUCUR Adrian	ROU	14.166	14.000	14.800		13.966	12.966	69.898
168	239	MIHOK Adam	HUN	13.666		13.400	<u>15.300</u>	13.733	13.733	69.832
169	292	ABDULRADA Abdullah	KUW	12.700	10.533	9.066	13.716	12.033	<u>11.666</u>	69.714
170	195	FIALLOS ORELLANA R.	ESA	12.000	9.733	12.166	14.566	<u>11.500</u>	9.700	69.665
171	422	DZIAMCHYKHIN A.	BLR	<u>14.233</u>	13.566	14.366	13.800	13.533		69.498
172	117	WADSWORTH Luke	AUS	13.333	<u>13.166</u>		15.666	13.700	13.425	69.290
173	291	ALI Mohammad	KUW	12.266	9.066	10.533	13.633	12.033	<u>11.600</u>	69.131
174	401	SHAULOV Eduard	UZB	13.566	13.466		15.400	<u>13.433</u>	13.266	69.131
175	153	PAYNE Jackson	CAN	<u>13.566</u>	12.200	14.100		14.366	14.800	69.032
176	366	RAMSEIER Mark	SUI	13.133	12.433	14.300	<u>14.466</u>	14.266		68.598
177	137	BULAUSKI Pavel	BLR	<u>14.066</u>	12.400	13.933	15.033		13.100	68.532
178	312	BUTTER Arjen	NED	13.933	11.733	14.291	15.166	13.400		68.523
179	140	FOURO DA SILVA P.	BRA	13.733	13.866	<u>12.566</u>		14.366	13.766	68.297
180	413	PHUOC HUNG Pham	VIE	13.550	13.000	13.666		<u>13.700</u>	13.733	67.649
181	328	LIS Przemyslaw	POL	<u>11.633</u>		13.433	14.433	14.000	13.966	67.465
182	280	KOZHAKOV Nurtas	KAZ	12.766	13.066		14.541	13.133	13.500	67.006
183	261	KHAMUDIS Alexander	ISR	12.966		<u>13.033</u>	14.566	13.666	12.600	66.831
184	320	HENNIN James	NZL		<u>11.933</u>	13.266	14.583	13.333	13.633	66.748
185	377	HSU Ping Chien	TPE	12.333	14.000	13.300		13.366	13.700	66.699
186	252	KHODADADITIRKOLAEI	IRI	13.100		12.900	13.958	13.633	13.066	66.657
187	397	MASHARIPOV Otabek	UZB	13.633	13.500	13.300		<u>13.300</u>	12.916	66.649
188	306	TORRES LAVEAGA Aldo	MEX	<u>12.700</u>		12.800	14.633	13.333	13.058	66.524
189	315	HAAVERSTAD M.	NOR	<u>12.008</u>		12.733	14.533	13.233	13.933	66.440
190	191	AHMED A.	EGY	<u>13.500</u>	11.933		14.516	13.366	13.066	66.381
191	149	VALCHEV Velislav	BUL	13.166	10.833	<u>13.983</u>	14.500		13.633	66.115
192	108	CORDOBA Nicolas	ARG		11.700	13.433	14.466	12.933	13.566	66.098




ALL-AROUND RESULTS MEN'S QUALIFICATION

MON 18 OCT 2010 - 9:00

Rank	Bib	Name	NOC Code							Total
193	410	HOANG Cuong	VIE	12.300	11.333		14.833	<u>13.333</u>	13.200	64.999
194	379	LIN Yi Chieh	TPE	11.533	12.466	12.933	<u>14.933</u>	12.966		64.831
195	148	VOVK Yaroslav	BUL		11.291	<u>13.600</u>	14.333	13.700	11.766	64.690
196	204	KUUSELA Ilkka	FIN	12.533	13.108	12.733		<u>12.766</u>	13.433	64.573
197	329	HULBOJ Kamil	POL	<u>11.833</u>	12.500		15.500	13.600	11.133	64.566
198	318	SKJERAHAUG Stian	NOR	<u>12.300</u>	11.866		14.866	12.400	13.066	64.498
199	319	FIELD Brandon	NZL	12.908		11.233	14.833	12.966	11.866	63.806
200	203	HARJU Jarkko	FIN	12.600	10.766		14.533	<u>12.866</u>	12.500	63.265
201	158	FENG Zhe	CHN	14.000			<u>16.433</u>	15.866	15.266	61.565
202	207	LEINONEN Markku	FIN		10.933	14.525	14.466	<u>10.233</u>	11.400	61.557
203	185	FUGLSIG Joao	DEN	11.966	11.666		13.800	12.733	<u>10.100</u>	60.265
204	218	SEAGER Theo	GBR	14.808		14.700	<u>15.933</u>		14.466	59.907
205	224	HAMBUECHEN Fabian	GER		13.933	14.800		15.433	15.700	59.866
206	157	CHEN Yibing	CHN		14.066	15.966	<u>16.000</u>		13.633	59.665
207	426	VESELY Jiri	CZE	12.200		11.500	13.816	11.108	<u>10.733</u>	59.357
208	289	YANG Hak Seon	KOR	14.033		<u>14.666</u>	16.433	14.200		59.332
209	225	TARANU Thomas	GER	<u>14.633</u>		15.266	15.066		14.000	58.965
210	231	KOSMIDIS Eleftherios	GRE	15.466		14.133	15.466	<u>13.366</u>		58.431
211	155	IKEDA Kenneth	CAN		13.466		15.233	15.200	14.066	57.965
212	147	BATINKOV Aleksandar	BUL	14.233			15.600	14.100	13.933	57.866
213	150	SANDY Casey	CAN	<u>14.166</u>	14.300	13.866	15.533			57.865
214	369	BRAEGGER Pablo	SUI	14.133		13.566	<u>15.666</u>		14.333	57.698
215	227	KRIMMER Sebastian	GER	<u>13.866</u>	13.633		15.666	14.500		57.665
216	339	MORALES-CASADO R.	PUR	14.300	<u>14.266</u>	13.133	15.433			57.132
217	361	PAKHOMENKO Igor	RUS		14.466	14.166		<u>14.100</u>	14.333	57.065
218	205	TUUHA Tomi	FIN	13.866		13.666	16.266	<u>13.133</u>		56.931
219	409	HA THANH Nguyen	VIE	13.800			16.133	<u>13.600</u>	12.733	56.266
220	213	BOUHAIL Thomas	FRA	14.966	12.800		16.366	12.108		56.240
221	321	HOLYOAKE Mark	NZL	13.766	<u>13.533</u>		15.200	13.566		56.065
222	381	HUANG Sheng Meng	TPE			14.866	<u>14.700</u>	13.333	13.141	56.040
223	327	LYSZCZARZ Marek	POL	<u>13.433</u>	12.933	14.000	15.233			55.599
224	145	YANEV Filip	BUL		13.233	<u>14.033</u>		13.833	14.441	55.540
225	400	OSIMOV Ravshanbek	UZB			13.333	14.633	<u>13.966</u>	13.533	55.465
226	167	CASTELLANOS GARCIA	COL	<u>13.433</u>		13.933		14.733	13.366	55.465
227	388	YAKUBOVSKYI O.	UKR	14.425			<u>16.133</u>	14.266	10.533	55.357
228	398	NARMETOV Daulet	UZB	12.466	14.633	13.300	14.833			55.232
229	202	BOTELLA PEREZ Isaac	ESP	14.866	10.016	<u>14.600</u>	15.733			55.215
230	201	GONZALEZ Fabian	ESP	14.666	13.900			11.766	14.533	54.865
231	334	LOY DA GRACA B.	POR		13.366	12.900	14.516		13.966	54.748
232	301	CERVANTES QUEZADA J.	MEX	<u>13.400</u>	13.366	12.766	15.166			54.698
233	436	VAN MINDE Carlo	NED	11.600		13.800	15.600		<u>13.266</u>	54.266
234	335	MARTINS Ricardo	POR	12.933		13.033		<u>13.833</u>	13.266	53.065
235	326	KIERZKOWSKI Adam	POL		10.633	14.000		15.366	12.900	52.899
236	336	LOPES ROMERO Diogo	POR	13.100	12.466		14.400	<u>12.800</u>		52.766
237	314	FJELD Lars Jorgen	NOR	<u>12.633</u>	11.900	13.066	14.933			52.532
238	193	SHAHIN Islam Mohamed	EGY	<u>12.866</u>	13.600	12.833		12.900		52.199
239	263	GHOLUB Eduard	ISR	12.666	10.700	<u>14.133</u>	14.366			51.865
240	323	PALMER Matthew	NZL	13.433	<u>11.533</u>	13.966			12.700	51.632







ALL-AROUND RESULTS
MEN'S QUALIFICATION

MON 18 OCT 2010 - 9:00

Rank	Bib	Name	NOC Code							Total
241	279	KORNEV Ilya	KAZ		11.866	<u>13.100</u>		13.633	13.000	51.599
242	382	TU Yu Chen	TPE	11.300	11.300		<u>15.333</u>		12.733	50.666
243	164	CALVO MORENO J.	COL		12.000	12.466		12.433	13.333	50.232
244	317	JANSEN Espen Inge	NOR		10.000	12.900		13.366	13.100	49.366
245	249	ZEYGHAMI Younes	IRI	12.366	<u>11.233</u>			13.866	11.900	49.365
246	160	YAN Mingyong	CHN		14.633	15.700		15.000		45.333
247	266	ANGIOLETTI Matteo	ITA	14.100		15.366	15.866			45.332
248	277	NAKASHIMA Tatsuki	JPN	14.466	<u>15.166</u>		15.333			44.965
249	275	TANAKA Kazuhito	JPN			15.000		15.066	14.700	44.766
250	308	ZONDERLAND Epke	NED		13.933			15.333	<u>15.325</u>	44.591
251	269	BUSNARI Alberto	ITA		15.166			14.233	<u>14.200</u>	43.599
252	354	BERBECAR M.	ROU		12.666		<u>15.766</u>	15.000		43.432
253	232	MARAS Vlasios	GRE		13.666		15.491		14.166	43.323
254	133	TSAREVICH Aliaksandr	BLR		14.400			14.858	13.933	43.191
255	294	ALSAFFAR Ali	KUW		10.433	11.433		11.133	<u>10.066</u>	43.065
256	285	KIM Jihoon	KOR	14.333	13.466				15.166	42.965
257	370	BUCHER Pascal	SUI		14.100			14.333	14.500	42.933
258	302	CORRAL BARRON Daniel	MEX		14.275	14.191		14.300		42.766
259	349	DRAGULESCU Marian	ROU	14.300			<u>15.800</u>		12.433	42.533
260	340	RAMOS Tommy	PUR			15.233		13.833	13.433	42.499
261	168	PENA CASTIBLANCO J.	COL	<u>12.833</u>	14.391		15.233			42.457
262	144	IOVTCHEV Iordan	BUL	13.866		<u>14.900</u>		13.600		42.366
263	282	VALEIEV Stanislav	KAZ	13.233		<u>13.300</u>	15.566			42.099
264	182	VAMMEN Helge	DEN	13.300	13.100		15.600			42.000
265	119	BALDAUF Marco	AUT		12.433		14.700		14.866	41.999
266	402	CARMONA Regulo	VEN	12.566		14.266	14.833			41.665
267	181	PANSKY Jindrich	CZE	13.533	0.000	12.666	15.100			41.299
268	251	IZADFAR Vahid	IRI		<u>13.500</u>	13.133	14.466			41.099
269	389	ISAYEV Andriy	UKR		10.700	14.333	<u>16.033</u>			41.066
270	305	SOSA ABARCA Luis	MEX		13.766			13.166	13.733	40.665
271	412	TRUNG LINH Hau	VIE		12.333	12.200	15.633			40.166
272	262	GOFMAN Pavel	ISR		12.300			13.900	13.833	40.033
273	420	LEIDLMAIR Alexander	AUT	<u>13.466</u>		13.300		13.000		39.766
274	194	ADEL IBRAHIM Ahmed	EGY			12.666	14.400		12.633	39.699
275	206	VEKKI Sakari	FIN	14.033			13.800		11.700	39.533
276	414	AL-HARAZI N.	YEM	11.633	12.166		<u>15.266</u>			39.065
277	256	BEHAN Kieran	IRL			<u>13.333</u>		13.033	11.500	37.866
278	180	BOMER Jiri	CZE		13.533			12.066	<u>12.200</u>	37.799
279	229	DOULKERIDIS Michail	GRE	10.800				<u>14.033</u>	12.900	37.733
280	360	GOLOTSUTSKOV Anton	RUS	14.033			16.550			30.583
281	116	SELLATHURAI P.	AUS		<u>15.566</u>	14.666				30.232
282	220	SMITH Louis	GBR		15.300			14.266		29.566
283	391	CAMERON Christopher	USA		14.333	13.866				28.199
284	141	GONCALVES POLATO F.	BRA	11.966			15.566			27.532
285	211	CARANOBE Benoit	FRA	12.200					<u>14.166</u>	26.366
286	221	NOZADZE Paata	GEO		<u>11.966</u>	11.766				23.732
287	242	BERKI Krisztian	HUN		15.900					15.900
288	126	TRUYENS Donna Donny	BEL		15.416					15.416

ALL-AROUND RESULTS
MEN'S QUALIFICATION

MON 18 OCT 2010 - 9:00

Rank	Bib	Name	NOC Code							Total	
289	362	BERTONCELJ Saso	SLO							<u>15.400</u>	15.400
290	112	MERDINYAN Harutyum	ARM							<u>15.333</u>	15.333
291	364	PETKOVSEK Mitja	SLO					<u>15.233</u>		15.233	15.233
292	172	MOZNIK Marijo	CRO						15.233	15.233	15.233
293	170	SELIGMAN Robert	CRO		15.200					15.200	15.200
294	383	BOUALLEGUE Wajdi	TUN	<u>14.683</u>						14.683	14.683
295	296	SAPRONENKO Jevgenijs	LAT				<u>14.633</u>			14.633	14.633
296	175	GEORGALLAS Irodotos	CYP			<u>14.366</u>				14.366	14.366
297	187	HANSEN Mathias Lee	DEN			14.300				14.300	14.300
298	236	ZHONG Jian	HKG			<u>12.700</u>				12.700	12.700
299	109	GOROSITO Mario	ARG	<u>11.766</u>						11.766	11.766

Note:

Underlined totals indicates starting apparatus

Legend:

Q Qualified for All-Around Final R Reserve for All-Around Final



Floor



Pommel Horse



Rings



Vault









Parallel Bars



Horizontal Bar

TEAM RESULTS MEN'S QUALIFICATION

MON 18 OCT 2010 - 9:00







Rank	NOC							Total
1	CHN - China	56.933 (10)	57.848 (5)	60.798 (2)	<u>64.266</u> (3)	62.306 (1)	60.331 (3)	362.482 Q
2	JPN - Japan	<u>56.831</u> (11)	58.265 (3)	61.466 (1)	63.399 (8)	61.007 (2)	60.432 (2)	361.400 Q
3	USA - United States	<u>57.832</u> (5)	55.999 (13)	59.399 (5)	63.657 (6)	59.540 (4)	60.665 (1)	357.092 Q
4	GBR - Great Britain	<u>59.407</u> (1)	58.883 (1)	57.965 (10)	63.765 (4)	58.482 (9)	58.531 (5)	357.033 Q
5	GER - Germany	<u>57.631</u> (7)	56.066 (12)	58.932 (6)	62.932 (15)	59.857 (3)	59.965 (4)	355.383 Q
6	RUS - Russia	<u>57.999</u> (3)	57.373 (10)	58.098 (9)	64.516 (1)	58.991 (5)	58.099 (8)	355.076 Q
7	KOR - Korea	<u>57.182</u> (9)	57.391 (9)	58.464 (7)	63.466 (7)	58.074 (12)	57.465 (11)	352.042 Q
8	FRA - France	<u>57.906</u> (4)	57.199 (11)	57.233 (12)	62.432 (17)	57.065 (17)	58.449 (6)	350.284 Q
9	ROU - Romania	<u>57.799</u> (6)	58.140 (4)	57.866 (11)	63.332 (9)	58.399 (10)	54.598 (24)	350.134
10	ITA - Italy	<u>56.266</u> (16)	57.698 (7)	59.632 (4)	62.998 (13)	56.565 (21)	56.466 (14)	349.625
11	ESP - Spain	<u>58.498</u> (2)	54.866 (20)	59.766 (3)	63.733 (5)	55.782 (25)	56.965 (13)	349.610
12	PUR - Puerto Rico	<u>56.366</u> (14)	57.599 (8)	58.099 (8)	63.298 (11)	56.799 (19)	57.099 (12)	349.260
13	UKR - Ukraine	<u>57.357</u> (8)	54.999 (19)	56.465 (18)	64.366 (2)	58.665 (7)	55.831 (18)	347.683
14	CAN - Canada	<u>55.965</u> (17)	54.432 (22)	56.399 (19)	63.332 (9)	58.766 (6)	57.899 (9)	346.793
15	SUI - Switzerland	<u>54.965</u> (22)	55.532 (15)	55.699 (22)	62.957 (14)	57.940 (13)	57.799 (10)	344.892
16	BLR - Belarus	<u>56.465</u> (13)	54.866 (20)	57.157 (13)	62.166 (18)	58.515 (8)	55.498 (19)	344.667
17	NED - Netherlands	<u>56.732</u> (12)	52.399 (27)	56.157 (21)	63.032 (12)	57.133 (15)	58.324 (7)	343.777
18	AUS - Australia	<u>55.957</u> (18)	55.031 (18)	56.532 (16)	62.665 (16)	57.133 (15)	56.433 (15)	343.751
19	BRA - Brazil	<u>54.832</u> (23)	55.532 (15)	54.499 (33)	61.082 (23)	56.674 (20)	56.198 (16)	338.817
20	COL - Colombia	<u>54.966</u> (21)	53.657 (24)	55.499 (24)	61.374 (19)	58.132 (11)	53.632 (30)	337.260
21	KAZ - Kazakhstan	<u>55.098</u> (19)	54.032 (23)	55.066 (27)	61.231 (20)	56.498 (22)	54.432 (26)	336.357
22	HUN - Hungary	<u>52.431</u> (39)	58.532 (2)	54.932 (29)	59.466 (37)	55.249 (26)	54.165 (28)	334.775
23	UZB - Uzbekistan	<u>53.832</u> (30)	55.899 (14)	54.699 (31)	61.133 (21)	55.932 (24)	53.015 (33)	334.510
24	POR - Portugal	<u>53.699</u> (31)	53.231 (26)	56.265 (20)	59.848 (35)	56.965 (18)	54.265 (27)	334.273
25	GRE - Greece	<u>54.532</u> (25)	51.498 (32)	54.691 (32)	60.948 (24)	55.065 (28)	55.399 (20)	332.133
26	ISR - Israel	<u>54.607</u> (24)	51.399 (33)	56.532 (16)	60.098 (32)	56.224 (23)	53.032 (32)	331.892
27	POL - Poland	<u>51.532</u> (40)	51.590 (30)	55.499 (24)	60.699 (25)	57.899 (14)	54.598 (24)	331.817
28	BEL - Belgium	<u>53.549</u> (33)	53.615 (25)	55.099 (26)	60.591 (27)	53.682 (34)	54.973 (21)	331.509
29	BUL - Bulgaria	<u>56.331</u> (15)	47.257 (42)	56.582 (14)	60.633 (26)	55.233 (27)	54.907 (22)	330.943
30	MEX - Mexico	<u>54.433</u> (26)	55.073 (17)	54.390 (34)	59.257 (39)	54.899 (29)	52.524 (38)	330.576
31	CRO - Croatia	<u>54.432</u> (27)	57.700 (6)	51.265 (43)	58.898 (43)	51.874 (41)	54.599 (23)	328.768
32	NZL - New Zealand	<u>55.015</u> (20)	50.265 (37)	55.015 (28)	60.116 (31)	53.865 (33)	52.832 (34)	327.108
33	ARG - Argentina	<u>54.223</u> (29)	48.966 (40)	55.682 (23)	59.281 (38)	54.832 (30)	53.448 (31)	326.432
34	AUT - Austria	<u>52.565</u> (38)	50.440 (36)	54.199 (35)	59.966 (34)	52.799 (38)	56.065 (17)	326.034
35	VIE - Vietnam	<u>53.082</u> (35)	50.499 (35)	51.865 (42)	61.132 (22)	54.699 (31)	52.632 (36)	323.909
36	CZE - Czech Republic	<u>53.531</u> (34)	51.565 (31)	52.982 (38)	60.249 (28)	51.598 (42)	52.832 (34)	322.757
37	TPE - Chinese Taipei	<u>48.832</u> (44)	51.599 (29)	56.565 (15)	59.599 (36)	53.132 (36)	52.540 (37)	321.267
38	IRI - I. R. Iran	53.599 (32)	<u>51.166</u> (34)	54.799 (30)	58.399 (44)	53.999 (32)	48.665 (44)	320.627
39	EGY - Egypt	<u>52.965</u> (36)	49.857 (39)	53.407 (37)	60.248 (29)	53.065 (37)	50.765 (41)	320.307
40	VEN - Venezuela	<u>49.066</u> (43)	51.974 (28)	52.298 (40)	60.024 (33)	53.499 (35)	51.898 (39)	318.759
41	NOR - Norway	<u>50.933</u> (41)	49.932 (38)	51.932 (41)	59.090 (41)	52.465 (39)	53.699 (29)	318.051
42	FIN - Finland	<u>54.365</u> (28)	46.640 (44)	53.790 (36)	60.198 (30)	52.231 (40)	50.733 (42)	317.957
43	TUR - Turkey	<u>52.632</u> (37)	47.132 (43)	50.624 (44)	59.098 (40)	49.465 (44)	50.791 (40)	309.742
44	DEN - Denmark	<u>50.365</u> (42)	48.032 (41)	52.557 (39)	59.066 (42)	50.357 (43)	48.924 (43)	309.301
45	KUW - Kuwait	36.866 (45)	41.432 (45)	41.432 (45)	41.415 (45)	47.499 (45)	<u>44.232</u> (45)	252.876

Chinese Taipei received a penalty of 1.00 for unofficial bib number C.O.P Art. 4 pt. 5

Note:
Underlined

TEAM RESULTS
MEN'S QUALIFICATION

MON 18 OCT 2010 - 9:00

Rank	NOC							Total
------	-----	---	---	---	--	---	---	-------

Legend:

Q Qualified for Team Final



Floor



Pommel Horse



Rings



Vault



Parallel Bars



Horizontal Bar

RESULTS MEN'S QUALIFICATION

MON 18 OCT 2010 - 9:00



Rank	Bib	Name	NOC Code	D Score	E Score	Pen	Total
1	231	KOSMIDIS Eleftherios	GRE	6.500	8.966		15.466 Q
2	258	SHATILOV Alexander	ISR	6.500	8.808		15.308 Q
3	216	PURVIS Daniel	GBR	6.500	8.766		15.266 Q
4	393	LEGENDRE Steven	USA	6.700	8.533		15.233 Q
5	146	PENEV Eddie	BUL	6.500	8.566		15.066 Q
6	350	KOCZI Flavius	ROU	6.300	8.700		15.000 Q
7	213	BOUHAIL Thomas	FRA	6.100	8.866		14.966 Q
8	272	UCHIMURA Kohei	JPN	6.500	8.466		14.966 Q
9	156	GONZALEZ SEPULVEDA	CHI	6.400	8.533		14.933 R
10	202	BOTELLA PEREZ Isaac	ESP	6.300	8.566		14.866 R
11	115	PICHLER Thomas	AUS	6.100	8.725		14.825 R
12	218	SEAGER Theo	GBR	6.300	8.508		14.808
13	217	HUNTER Samuel	GBR	6.500	8.400	0.1	14.800
14	222	BOY Philipp	GER	6.000	8.766		14.766
15	214	DA SILVA Gael	FRA	6.300	8.466		14.766
16	392	HORTON Jonathan	USA	6.300	8.400		14.700
17	307	WAMMES Jeffrey	NED	6.400	8.300		14.700
18	383	BOUALLEGUE Wajdi	TUN	6.300	8.383		14.683
19	201	GONZALEZ Fabian	ESP	5.900	8.766		14.666
20	358	DEVYATOVSKIY Maxim	RUS	6.000	8.666		14.666
21	200	GOMEZ FUERTES Javier	ESP	6.100	8.666	0.1	14.666
22	225	TARANU Thomas	GER	6.000	8.633		14.633
23	161	LU Bo	CHN	6.100	8.533		14.633
24	219	PANTELEYMONOV Ruslan	GBR	5.700	8.833		14.533
25	359	BELYAVSKIY David	RUS	6.100	8.433		14.533
26	303	LOPEZ VIANA Santiago	MEX	6.100	8.433		14.533
27	215	THOMAS Kristian	GBR	6.300	8.200		14.500
28	277	NAKASHIMA Tatsuki	JPN	6.000	8.466		14.466
29	342	RIVERA Luis	PUR	5.900	8.533		14.433
30	388	YAKUBOVSKYI O.	UKR	6.100	8.325		14.425
31	284	YOO Won Chul	KOR	5.800	8.616		14.416
32	356	KHOROKHORDIN Sergey	RUS	6.000	8.500	0.1	14.400
33	440	CHERKASOV Andrey	RUS	6.100	8.400	0.1	14.400
34	288	KIM Soo Myun	KOR	6.300	8.100		14.400
35	226	SPIRIDONOV Evgenij	GER	5.700	8.666		14.366
36	384	KUKSENKOV Mykola	UKR	5.900	8.466		14.366
37	143	SASAKI JUNIOR Sergio	BRA	6.200	8.166		14.366
38	285	KIM Jihoon	KOR	5.600	8.733		14.333
39	165	LUGO SICHACA D.	COL	5.700	8.633		14.333
40	352	BATAGA Cristian Ioan	ROU	6.100	8.233		14.333
41	198	MUNOZ Sergio	ESP	5.700	8.600		14.300
42	339	MORALES-CASADO R.	PUR	5.800	8.500		14.300
43	387	STEPKO Oleg	UKR	5.800	8.500		14.300

RESULTS MEN'S QUALIFICATION

MON 18 OCT 2010 - 9:00



Rank	Bib	Name	NOC Code	D Score	E Score	Pen	Total
44	343	RODRIGUEZ Alexander	PUR	6.000	8.300		14.300
45	349	DRAGULESCU Marian	ROU	6.500	7.800		14.300
46	442	SUPRUN Oleksandr	UKR	5.800	8.466		14.266
47	422	DZIAMCHYKHIN A.	BLR	5.900	8.333		14.233
48	147	BATINKOV Aleksandar	BUL	6.000	8.233		14.233
49	309	DEURLOO Bart	NED	6.100	8.233	0.1	14.233
50	372	STENBERG Mans	SWE	5.600	8.600		14.200
51	132	SAVITSKI Dzmityr	BLR	5.700	8.500		14.200
52	159	TENG Haibin	CHN	5.700	8.500		14.200
53	278	GORBACHEV Stepan	KAZ	5.300	8.866		14.166
54	150	SANDY Casey	CAN	5.500	8.666		14.166
55	353	BUCUR Adrian	ROU	5.800	8.366		14.166
56	276	KOBAYASHI Kenya	JPN	5.600	8.533		14.133
57	369	BRAEGGER Pablo	SUI	5.700	8.433		14.133
58	322	KOUDINOV Mikhail	NZL	5.900	8.233		14.133
59	209	SABOT Hamilton	FRA	5.600	8.508		14.108
60	266	ANGIOLETTI Matteo	ITA	5.400	8.700		14.100
61	265	POZZO Enrico	ITA	6.000	8.600	0.5	14.100
62	151	GAFUIK Nathan	CAN	6.100	8.300	0.3	14.100
63	162	ZHANG Chenglong	CHN	6.100	8.000		14.100
64	281	VALEIEV Ildar	KAZ	5.300	8.866	0.1	14.066
65	264	MORANDI Matteo	ITA	5.400	8.666		14.066
66	137	BULAUSKI Pavel	BLR	5.600	8.466		14.066
67	210	TOMMASONE Cyril	FRA	5.800	8.266		14.066
68	365	CAPELLI Claudio	SUI	5.800	8.533	0.3	14.033
69	289	YANG Hak Seon	KOR	5.900	8.133		14.033
70	206	VEKKI Sakari	FIN	6.200	7.833		14.033
71	360	GOLOTSUTSKOV Anton	RUS	6.400	7.633		14.033
72	267	OTTAVI Paolo	ITA	5.300	8.700		14.000
73	169	UDE Filip	CRO	5.800	8.300	0.1	14.000
74	158	FENG Zhe	CHN	6.100	8.400	0.5	14.000
75	113	JEFFERIS Joshua	AUS	5.400	8.566		13.966
76	110	LOMPIZANO J.	ARG	5.600	8.366		13.966
77	134	KASPIAROVICH Dzmityr	BLR	5.700	8.366	0.1	13.966
78	154	LUKENCHUK Jayd	CAN	5.700	8.266		13.966
79	390	BROOKS Christopher	USA	5.800	8.166		13.966
80	312	BUTTER Arjen	NED	5.300	8.633		13.933
81	250	KHENARINEZHAD Hadi	IRI	5.500	8.433		13.933
82	395	WYNN Brandon	USA	5.900	8.033		13.933
83	396	FOKIN Anton	UZB	5.600	8.300		13.900
84	394	LEYVA Danell	USA	6.100	7.900	0.1	13.900
85	144	IOVTCHEV Iordan	BUL	5.000	8.866		13.866
86	311	BLETTERMAN Michel	NED	5.200	8.666		13.866

RESULTS MEN'S QUALIFICATION

MON 18 OCT 2010 - 9:00



Rank	Bib	Name	NOC Code	D Score	E Score	Pen	Total
87	227	KRIMMER Sebastian	GER	5.300	8.566		13.866
88	208	NIVA Heikki	FIN	5.300	8.566		13.866
89	205	TUUHA Tomi	FIN	5.400	8.466		13.866
90	106	MOLINARI Federico	ARG	5.500	8.366		13.866
91	129	THYS Tomas	BEL	5.400	8.450		13.850
92	386	NAKONECHNYI Vitaliy	UKR	5.300	8.633	0.1	13.833
93	114	OFFORD Samuel	AUS	5.300	8.533		13.833
94	332	PALMA SIMOES Gustavo	POR	5.600	8.233		13.833
95	333	ALMEIDA Simao	POR	5.600	8.233		13.833
96	138	BRENTANO RODRIGUES	BRA	5.700	8.133		13.833
97	409	HA THANH Nguyen	VIE	5.200	8.600		13.800
98	304	MONREAL HERNANDEZ M.	MEX	5.300	8.500		13.800
99	286	SIN Seob	KOR	5.500	8.300		13.800
100	321	HOLYOAKE Mark	NZL	4.900	8.866		13.766
101	176	KONECNY Martin	CZE	5.600	8.266	0.1	13.766
102	171	BOROSA Filip	CRO	5.100	8.633		13.733
103	140	FOURO DA SILVA P.	BRA	5.500	8.233		13.733
104	152	LYTWYN Kevin	CAN	6.100	7.633		13.733
105	324	PENG Patrick	NZL	5.600	8.483	0.4	13.683
106	367	GISI Roman	SUI	5.300	8.366		13.666
107	190	EL SAHARTY M.	EGY	5.400	8.266		13.666
108	239	MIHOK Adam	HUN	5.700	7.966		13.666
109	444	FAHRIG Matthias	GER	6.500	7.666	0.5	13.666
110	397	MASHARIPOV Otabek	UZB	5.100	8.533		13.633
111	131	TOEBACK Jonas	BEL	5.100	8.533		13.633
112	121	KRANZLMUELLER Lukas	AUT	5.300	8.333		13.633
113	260	SHAHAM Noam	ISR	5.300	8.333		13.633
114	283	YERIMBETOV Yernar	KAZ	5.300	8.333		13.633
115	228	LYMPANOVNOS Christos	GRE	5.400	8.333	0.1	13.633
116	325	KULESZA Roman	POL	5.400	8.233		13.633
117	268	TAMIAZZO Mattia	ITA	5.400	8.208		13.608
118	163	GIRALDO LOPEZ J.	COL	5.700	8.000	0.1	13.600
119	166	BROCHERO GARY J.	COL	5.800	7.900	0.1	13.600
120	297	TREFILOVS Dmitrijs	LAT	5.000	8.566		13.566
121	401	SHAULOV Eduard	UZB	5.200	8.366		13.566
122	153	PAYNE Jackson	CAN	5.300	8.266		13.566
123	413	PHUOC HUNG Pham	VIE	5.200	8.350		13.550
124	130	GENTGES Gilles	BEL	4.900	8.633		13.533
125	181	PANSKY Jindrich	CZE	5.300	8.233		13.533
126	253	RAMEZANPOUR Mohammad	IRI	5.400	8.133		13.533
127	191	AHMED A.	EGY	4.900	8.600		13.500
128	415	SAMILOGLU Umit	TUR	5.100	8.366		13.466
129	238	NYERS Csaba	HUN	5.100	8.366		13.466

RESULTS MEN'S QUALIFICATION

MON 18 OCT 2010 - 9:00



Rank	Bib	Name	NOC Code	D Score	E Score	Pen	Total
130	420	LEIDLMAIR Alexander	AUT	5.300	8.166		13.466
131	323	PALMER Matthew	NZL	4.700	8.733		13.433
132	327	LYSZCZARZ Marek	POL	5.000	8.433		13.433
133	167	CASTELLANOS GARCIA	COL	5.400	8.033		13.433
134	371	PIASECKY Samuel	SVK	5.600	8.133	0.3	13.433
135	301	CERVANTES QUEZADA J.	MEX	5.400	8.000		13.400
136	174	BARON Matija	CRO	4.900	8.466		13.366
137	177	BOLTAR Michal	CZE	5.100	8.366	0.1	13.366
138	374	CHOKPAOUMPAI Weena	THA	5.400	7.966		13.366
139	173	BREZ Marko	CRO	4.900	8.433		13.333
140	111	BARRIONUEVO Martin	ARG	5.100	8.233		13.333
141	123	SCHWAB Matthias	AUT	5.100	8.233		13.333
142	418	ARICAN Ferhat	TUR	5.400	8.033	0.1	13.333
143	117	WADSWORTH Luke	AUS	5.600	7.833	0.1	13.333
144	341	RAMOS RIVERA Angel	PUR	6.000	7.333		13.333
145	182	VAMMEN Helge	DEN	4.800	8.500		13.300
146	299	IZMODENOV Jevgenij	LTU	4.800	8.466		13.266
147	255	CARSON Luke	IRL	5.100	8.266	0.1	13.266
148	234	SHEK Wai Hung	HKG	5.600	7.666		13.266
149	274	UEMATSU Koji	JPN	5.600	7.666		13.266
150	282	VALEIEV Stanislav	KAZ	5.000	8.533	0.3	13.233
151	118	WIWATOWSKI Luke	AUS	5.700	7.833	0.3	13.233
152	313	CONRADI Marcus	NOR	5.200	8.000		13.200
153	149	VALCHEV Velislav	BUL	5.100	8.066		13.166
154	257	O'DONNELL Anthony	IRL	4.600	8.541		13.141
155	366	RAMSEIER Mark	SUI	5.200	8.133	0.2	13.133
156	336	LOPES ROMERO Diogo	POR	4.800	8.400	0.1	13.100
157	252	KHODADADITIRKOLAEI	IRI	4.900	8.200		13.100
158	411	TRUONG Minh Sang	VIE	4.300	8.766		13.066
159	107	MARTINEZ ERAZUN O.	ARG	4.900	8.158		13.058
160	416	AKKAVAK Muhammed	TUR	4.500	8.533		13.033
161	230	KAILIDIS Charalampos	GRE	4.900	8.133		13.033
162	254	AZAMI Amir	IRI	5.100	8.033	0.1	13.033
163	261	KHAMUDIS Alexander	ISR	4.900	8.066		12.966
164	197	CARBALLO Manuel	ESP	5.400	7.666	0.1	12.966
165	300	PALGEN Sascha	LUX	5.600	7.366		12.966
166	375	KAEWpanya Rartchawat	THA	5.700	7.266		12.966
167	380	CHEN Szu Chieh	TPE	4.600	8.333		12.933
168	335	MARTINS Ricardo	POR	4.900	8.033		12.933
169	135	BYKAU Artsiom	BLR	5.300	7.633		12.933
170	189	SROUR Mohamed Sayed	EGY	5.600	7.333		12.933
171	344	VARGAS VELAZQUEZ L.	PUR	5.600	7.316		12.916
172	319	FIELD Brandon	NZL	5.200	8.208	0.5	12.908

RESULTS MEN'S QUALIFICATION

MON 18 OCT 2010 - 9:00



Rank	Bib	Name	NOC Code	D Score	E Score	Pen	Total
173	139	BARRETTO JUNIOR F.	BRA	5.000	8.300	0.4	12.900
174	331	ALMEIDA CAMPOS M.	POR	5.300	7.700	0.1	12.900
175	178	SMEJKAL Petr	CZE	4.400	8.466		12.866
176	193	SHAHIN Islam Mohamed	EGY	4.800	8.066		12.866
177	192	MOHAMED KHALED M.	EGY	5.300	7.566		12.866
178	168	PENA CASTIBLANCO J.	COL	5.400	7.633	0.2	12.833
179	103	HACIB Oualid	ALG	4.600	8.200		12.800
180	417	SANLI Ozgur	TUR	4.700	8.200	0.1	12.800
181	316	HANCHE-OLSEN Joachim	NOR	5.100	7.700		12.800
182	368	GROVES Daniel	SUI	5.500	7.300		12.800
183	376	KAEWpanya Woranad	THA	4.500	8.266		12.766
184	280	KOZHAKOV Nurtas	KAZ	4.800	8.066	0.1	12.766
185	399	OLUSHEV Ivan	UZB	5.200	7.533		12.733
186	351	BUIDOSO Ovidiu	ROU	5.400	7.733	0.4	12.733
187	292	ABDULRADA Abdullah	KUW	4.400	8.300		12.700
188	306	TORRES LAVEAGA Aldo	MEX	4.700	8.000		12.700
189	259	ARONOVICH Felix	ISR	5.300	7.400		12.700
190	263	GHOLUB Eduard	ISR	4.500	8.166		12.666
191	186	WINTHER Joachim	DEN	4.600	8.066		12.666
192	408	DANG Nam	VIE	5.000	7.666		12.666
193	241	HIDVEGI Vid	HUN	5.500	7.166		12.666
194	330	LABUTIN Maciej	POL	4.600	8.533	0.5	12.633
195	105	METIDJI Hellal	ALG	4.700	8.033	0.1	12.633
196	240	VLACSIL Attila	HUN	4.700	7.933		12.633
197	314	FJELD Lars Jorgen	NOR	5.200	7.433		12.633
198	203	HARJU Jarkko	FIN	4.300	8.300		12.600
199	347	ALSADI Mahmood	QAT	5.300	7.600	0.3	12.600
200	402	CARMONA Regulo	VEN	4.700	7.966	0.1	12.566
201	204	KUUSELA Ilkka	FIN	4.200	8.633	0.3	12.533
202	355	MAKINGS Michael	RSA	4.400	8.133		12.533
203	128	VERBAEYS Jimmy	BEL	5.600	7.233	0.3	12.533
204	373	SIMONEN Toni	SWE	5.000	7.500		12.500
205	188	DE LEON DE JESUS J.	DOM	5.700	7.000	0.2	12.500
206	398	NARMETOV Daulet	UZB	4.600	7.866		12.466
207	298	GUSCINAS Rokas	LTU	4.800	7.666		12.466
208	183	WINDFELD - HELLSTEN	DEN	5.100	7.633	0.3	12.433
209	429	KEKELOS Stavros	GRE	5.600	6.800		12.400
210	249	ZEYGHAMI Younes	IRI	4.500	7.866		12.366
211	127	NEUTELEERS Thomas	BEL	4.900	7.466		12.366
212	125	SHIKHALIYEV Shakir	AZE	5.300	7.366	0.3	12.366
213	377	HSU Ping Chien	TPE	4.600	8.233	0.5	12.333
214	318	SKJERAHAUG Stian	NOR	4.600	8.000	0.3	12.300
215	237	KALLAI Zoltan	HUN	4.800	7.500		12.300

RESULTS MEN'S QUALIFICATION

MON 18 OCT 2010 - 9:00



Rank	Bib	Name	NOC Code	D Score	E Score	Pen	Total
216	407	VELOZ PEREZ X.	VEN	5.000	7.700	0.4	12.300
217	410	HOANG Cuong	VIE	5.400	7.200	0.3	12.300
218	291	ALI Mohammad	KUW	4.300	8.266	0.3	12.266
219	426	VESELY Jiri	CZE	4.700	7.500		12.200
220	403	FUENTES Jose Luis	VEN	5.000	7.200		12.200
221	211	CARANOBÉ Benoit	FRA	5.100	7.200	0.1	12.200
222	120	LEIMLEHNER Fabian	AUT	4.700	7.533	0.1	12.133
223	270	AL ASI Ali	JOR	5.700	6.866	0.5	12.066
224	378	CHEN Chih Yu	TPE	4.900	7.233	0.1	12.033
225	315	HAAVERSTAD M.	NOR	4.900	7.208	0.1	12.008
226	195	FIALLOS ORELLANA R.	ESA	4.800	7.200		12.000
227	406	PARRA MARANA Johnny	VEN	4.900	7.100		12.000
228	185	FUGLSIG Joao	DEN	4.900	7.066		11.966
229	141	GONCALVES POLATO F.	BRA	5.300	6.866	0.2	11.966
230	293	ALOTHMAN Naser	KUW	3.900	8.000		11.900
231	405	MANAMA CASTILLO J.	VEN	5.000	6.900		11.900
232	329	HULBOJ Kamil	POL	4.200	7.733	0.1	11.833
233	109	GOROSITO Mario	ARG	5.200	6.566		11.766
234	124	DYRMISHI Xheni	AUT	4.700	7.333	0.3	11.733
235	414	AL-HARAZI N.	YEM	5.200	6.433		11.633
236	328	LIS Przemyslaw	POL	5.200	6.433		11.633
237	436	VAN MINDE Carlo	NED	5.400	6.200		11.600
238	235	NG Kiu Chung	HKG	3.700	7.966	0.1	11.566
239	379	LIN Yi Chieh	TPE	5.100	7.033	0.6	11.533
240	382	TU Yu Chen	TPE	4.500	7.200	0.4	11.300
241	273	YAMAMURO Koji	JPN	5.600	5.800	0.3	11.100
242	229	DOULKERIDIS Michail	GRE	4.300	6.900	0.4	10.800
243	184	PURGE Florin	DEN	4.000	6.733		10.733
244	345	ALDAYANI Ahmed	QAT	4.900	5.833	0.5	10.233

Legend:

D Panel Difficulty judges

E Panel Execution judges

Pen Penalty

Q Qualified for Floor Final

R Reserve for Floor Final

 Floor

RESULTS MEN'S QUALIFICATION

MON 18 OCT 2010 - 9:00



Rank	Bib	Name	NOC Code	D Score	E Score	Pen	Total
1	242	BERKI Krisztian	HUN	6.700	9.200		15.900 Q
2	116	SELLATHURAI P.	AUS	6.600	8.966		15.566 Q
3	210	TOMMASONNE Cyril	FRA	6.400	9.100		15.500 Q
4	169	UDE Filip	CRO	6.500	9.000		15.500 Q
5	126	TRUYENS Donna Donny	BEL	6.500	8.916		15.416 Q
6	362	BERTONCELJ Saso	SLO	6.300	9.100		15.400 Q
7	112	MERDINYAN Harutyum	ARM	6.400	8.933		15.333 Q
8	220	SMITH Louis	GBR	6.900	8.400		15.300 Q
9	170	SELIGMAN Robert	CRO	6.300	8.900		15.200 R
10	277	NAKASHIMA Tatsuki	JPN	6.100	9.066		15.166 R
11	269	BUSNARI Alberto	ITA	6.500	8.666		15.166 R
12	272	UCHIMURA Kohei	JPN	6.000	9.133		15.133
13	434	HA Changju	KOR	6.300	8.700		15.000
14	350	KOCZI Flavius	ROU	6.300	8.666		14.966
15	351	BUIDOSO Ovidiu	ROU	6.100	8.733		14.833
16	241	HIDVEGI Vid	HUN	6.200	8.633		14.833
17	159	TENG Haibin	CHN	6.300	8.483		14.783
18	217	HUNTER Samuel	GBR	6.400	8.308		14.708
19	209	SABOT Hamilton	FRA	5.800	8.866		14.666
20	359	BELYAVSKIY David	RUS	5.700	8.941		14.641
21	403	FUENTES Jose Luis	VEN	6.400	8.241		14.641
22	160	YAN Mingyong	CHN	5.800	8.833		14.633
23	398	NARMETOV Daulet	UZB	5.800	8.833		14.633
24	237	KALLAI Zoltan	HUN	6.000	8.633		14.633
25	216	PURVIS Daniel	GBR	5.800	8.800		14.600
26	356	KHOROKHORDIN Sergey	RUS	5.800	8.766		14.566
27	132	SAVITSKI Dzmityr	BLR	5.600	8.900		14.500
28	344	VARGAS VELAZQUEZ L.	PUR	5.800	8.700		14.500
29	342	RIVERA Luis	PUR	6.000	8.500		14.500
30	268	TAMIAZZO Mattia	ITA	5.600	8.866		14.466
31	258	SHATILOV Alexander	ISR	5.600	8.866		14.466
32	361	PAKHOMENKO Igor	RUS	5.800	8.666		14.466
33	386	NAKONECHNYI Vitaliy	UKR	5.700	8.733		14.433
34	133	TSAREVICH Aliksandr	BLR	5.800	8.600		14.400
35	387	STEPKO Oleg	UKR	6.000	8.400		14.400
36	168	PENA CASTIBLANCO J.	COL	6.200	8.191		14.391
37	162	ZHANG Chenglong	CHN	5.400	8.966		14.366
38	352	BATAGA Cristian Ioan	ROU	5.900	8.441		14.341
39	343	RODRIGUEZ Alexander	PUR	6.000	8.333		14.333
40	391	CAMERON Christopher	USA	6.000	8.333		14.333
41	288	KIM Soo Myun	KOR	5.600	8.725		14.325
42	396	FOKIN Anton	UZB	5.600	8.700		14.300
43	198	MUNOZ Sergio	ESP	5.700	8.600		14.300

RESULTS MEN'S QUALIFICATION

MON 18 OCT 2010 - 9:00



Rank	Bib	Name	NOC Code	D Score	E Score	Pen	Total
44	226	SPIRIDONOV Evgenij	GER	5.800	8.500		14.300
45	150	SANDY Casey	CAN	6.200	8.100		14.300
46	302	CORRAL BARRON Daniel	MEX	5.600	8.675		14.275
46	215	THOMAS Kristian	GBR	5.600	8.675		14.275
48	339	MORALES-CASADO R.	PUR	5.700	8.566		14.266
49	212	WILLIG Arnaud	FRA	5.400	8.833		14.233
50	222	BOY Philipp	GER	5.500	8.700		14.200
51	284	YOO Won Chul	KOR	5.900	8.300		14.200
52	265	POZZO Enrico	ITA	5.600	8.566		14.166
53	341	RAMOS RIVERA Angel	PUR	5.600	8.533		14.133
54	274	UEMATSU Koji	JPN	5.900	8.233		14.133
55	367	GISI Roman	SUI	5.700	8.400		14.100
56	370	BUCHER Pascal	SUI	5.800	8.300		14.100
57	138	BRENTANO RODRIGUES	BRA	5.800	8.300		14.100
58	384	KUKSENKOV Mykola	UKR	6.000	8.100		14.100
59	368	GROVES Daniel	SUI	5.400	8.666		14.066
60	157	CHEN Yibing	CHN	5.800	8.266		14.066
61	281	VALEIEV Ildar	KAZ	5.300	8.733		14.033
62	390	BROOKS Christopher	USA	5.700	8.333		14.033
63	377	HSU Ping Chien	TPE	5.300	8.700		14.000
64	353	BUCUR Adrian	ROU	5.800	8.200		14.000
65	161	LU Bo	CHN	6.200	7.800		14.000
66	219	PANTELEYMONOV Ruslan	GBR	5.200	8.766		13.966
67	308	ZONDERLAND Epke	NED	5.100	8.833		13.933
68	224	HAMBUECHEN Fabian	GER	5.300	8.633		13.933
69	259	ARONOVICH Felix	ISR	5.500	8.433		13.933
70	201	GONZALEZ Fabian	ESP	5.300	8.600		13.900
71	267	OTTAVI Paolo	ITA	5.300	8.600		13.900
72	394	LEYVA Danell	USA	5.700	8.200		13.900
73	286	SIN Seob	KOR	5.600	8.266		13.866
74	140	FOURO DA SILVA P.	BRA	5.900	7.966		13.866
75	380	CHEN Szu Chieh	TPE	5.100	8.733		13.833
76	298	GUSCINAS Rokas	LTU	5.300	8.533		13.833
77	331	ALMEIDA CAMPOS M.	POR	5.500	8.333		13.833
78	276	KOBAYASHI Kenya	JPN	6.300	7.533		13.833
79	253	RAMEZANPOUR Mohammad	IRI	5.200	8.600		13.800
80	143	SASAKI JUNIOR Sergio	BRA	5.500	8.300		13.800
81	139	BARRETTO JUNIOR F.	BRA	5.500	8.266		13.766
82	305	SOSA ABARCA Luis	MEX	5.600	8.166		13.766
83	176	KONECNY Martin	CZE	5.000	8.733		13.733
83	278	GORBACHEV Stepan	KAZ	5.000	8.733		13.733
85	392	HORTON Jonathan	USA	5.200	8.533		13.733
86	173	BREZ Marko	CRO	5.100	8.600		13.700

RESULTS MEN'S QUALIFICATION

MON 18 OCT 2010 - 9:00



Rank	Bib	Name	NOC Code	D Score	E Score	Pen	Total
87	440	CHERKASOV Andrey	RUS	5.200	8.500		13.700
88	264	MORANDI Matteo	ITA	5.300	8.400		13.700
89	393	LEGENDRE Steven	USA	5.400	8.300		13.700
90	316	HANCHE-OLSEN Joachim	NOR	5.400	8.300		13.700
91	273	YAMAMURO Koji	JPN	5.900	7.800		13.700
92	358	DEVYATOVSKIY Maxim	RUS	5.200	8.466		13.666
93	232	MARAS Vlasios	GRE	5.300	8.366		13.666
94	163	GIRALDO LOPEZ J.	COL	6.000	7.666		13.666
95	227	KRIMMER Sebastian	GER	5.800	7.833		13.633
96	193	SHAHIN Islam Mohamed	EGY	5.400	8.200		13.600
97	166	BROCHERO GARY J.	COL	6.100	7.500		13.600
98	303	LOPEZ VIANA Santiago	MEX	5.000	8.566		13.566
99	422	DZIAMCHYKHIN A.	BLR	5.100	8.466		13.566
100	142	NOGUEIRA Danilo	BRA	5.100	8.466		13.566
101	411	TRUONG Minh Sang	VIE	5.500	8.066		13.566
102	199	SAN MIGUEL Ivan	ESP	5.500	8.066		13.566
103	332	PALMA SIMOES Gustavo	POR	5.800	7.766		13.566
104	180	BOMER Jiri	CZE	5.000	8.533		13.533
105	156	GONZALEZ SEPULVEDA	CHI	5.200	8.333		13.533
106	321	HOLYOAKE Mark	NZL	5.700	7.833		13.533
107	234	SHEK Wai Hung	HKG	5.000	8.500		13.500
108	151	GAFUIK Nathan	CAN	5.200	8.300		13.500
109	397	MASHARIPOV Otabek	UZB	5.400	8.100		13.500
110	251	IZADFAR Vahid	IRI	5.600	7.900		13.500
111	401	SHAULOV Eduard	UZB	4.900	8.566		13.466
112	230	KAILIDIS Charalampos	GRE	5.000	8.466		13.466
113	304	MONREAL HERNANDEZ M.	MEX	5.200	8.266		13.466
114	444	FAHRIG Matthias	GER	5.500	7.966		13.466
115	285	KIM Jihoon	KOR	5.900	7.566		13.466
116	155	IKEDA Kenneth	CAN	6.000	7.466		13.466
117	120	LEIMLEHNER Fabian	AUT	4.900	8.533		13.433
118	128	VERBAEYS Jimmy	BEL	4.900	8.500		13.400
119	118	WIWATOWSKI Luke	AUS	4.700	8.666		13.366
120	334	LOY DA GRACA B.	POR	5.300	8.066		13.366
121	301	CERVANTES QUEZADA J.	MEX	5.400	7.966		13.366
122	174	BARON Matija	CRO	4.800	8.500		13.300
123	365	CAPELLI Claudio	SUI	5.600	7.666		13.266
124	325	KULESZA Roman	POL	4.600	8.641		13.241
125	145	YANEV Filip	BUL	4.800	8.433		13.233
126	283	YERIMBETOV Yernar	KAZ	5.400	7.800		13.200
127	117	WADSWORTH Luke	AUS	4.800	8.366		13.166
128	240	VLACSIL Attila	HUN	5.100	8.066		13.166
129	154	LUKENCHUK Jayd	CAN	5.100	8.066		13.166

RESULTS MEN'S QUALIFICATION

MON 18 OCT 2010 - 9:00



Rank	Bib	Name	NOC Code	D Score	E Score	Pen	Total
130	125	SHIKHALIYEV Shakir	AZE	4.500	8.633		13.133
131	204	KUUSELA Ilkka	FIN	4.500	8.608		13.108
132	182	VAMMEN Helge	DEN	4.700	8.400		13.100
133	197	CARBALLO Manuel	ESP	5.800	7.300		13.100
134	280	KOZHAKOV Nurtas	KAZ	4.900	8.166		13.066
135	322	KOUDINOV Mikhail	NZL	5.400	7.633		13.033
136	413	PHUOC HUNG Pham	VIE	4.600	8.400		13.000
137	255	CARSON Luke	IRL	4.900	8.100		13.000
138	307	WAMMES Jeffrey	NED	4.300	8.633		12.933
139	113	JEFFERIS Joshua	AUS	4.500	8.433		12.933
140	327	LYSZCZARZ Marek	POL	4.700	8.233		12.933
141	311	BLETTERMAN Michel	NED	5.200	7.733		12.933
142	190	EL SAHARTY M.	EGY	5.400	7.533		12.933
143	297	TREFILOVS Dmitrijs	LAT	5.600	7.333		12.933
144	330	LABUTIN Maciej	POL	4.500	8.416		12.916
145	106	MOLINARI Federico	ARG	4.700	8.200		12.900
146	407	VELOZ PEREZ X.	VEN	5.100	7.800		12.900
147	105	METIDJI Hellal	ALG	4.900	7.966		12.866
148	130	GENTGES Gilles	BEL	5.000	7.866		12.866
149	418	ARICAN Ferhat	TUR	5.500	7.366		12.866
150	406	PARRA MARANA Johny	VEN	5.000	7.833		12.833
151	213	BOUHAIL Thomas	FRA	4.500	8.300		12.800
152	371	PIASECKY Samuel	SVK	5.200	7.600		12.800
153	228	LYMPANOVNOS Christos	GRE	5.000	7.733		12.733
154	110	LOMPIZANO J.	ARG	5.000	7.700		12.700
155	347	ALSADI Mahmood	QAT	5.000	7.700		12.700
156	354	BERBECAR M.	ROU	4.600	8.066		12.666
157	123	SCHWAB Matthias	AUT	4.400	8.241		12.641
158	299	IZMODENOV Jevgenij	LTU	4.500	8.133		12.633
159	250	KHENARINEZHAD Hadi	IRI	4.800	7.833		12.633
160	309	DEURLOO Bart	NED	5.100	7.500		12.600
161	178	SMEJKAL Petr	CZE	4.300	8.266		12.566
162	329	HULBOJ Kamil	POL	4.700	7.800		12.500
163	313	CONRADI Marcus	NOR	4.400	8.066		12.466
164	379	LIN Yi Chieh	TPE	4.400	8.066		12.466
165	336	LOPES ROMERO Diogo	POR	5.000	7.466		12.466
166	415	SAMILOGLU Umit	TUR	4.300	8.133		12.433
167	119	BALDAUF Marco	AUT	5.000	7.433		12.433
168	366	RAMSEIER Mark	SUI	5.300	7.133		12.433
169	137	BULAUSKI Pavel	BLR	4.600	7.800		12.400
170	135	BYKAU Artsiom	BLR	5.200	7.200		12.400
171	412	TRUNG LINH Hau	VIE	4.200	8.133		12.333
172	262	GOFMAN Pavel	ISR	4.300	8.000		12.300

RESULTS MEN'S QUALIFICATION

MON 18 OCT 2010 - 9:00



Rank	Bib	Name	NOC Code	D Score	E Score	Pen	Total
173	238	NYERS Csaba	HUN	4.900	7.400		12.300
174	171	BOROSA Filip	CRO	3.900	8.316		12.216
175	153	PAYNE Jackson	CAN	4.700	7.500		12.200
176	103	HACIB Oualid	ALG	5.000	7.166		12.166
177	414	AL-HARAZI N.	YEM	5.500	6.666		12.166
178	442	SUPRUN Oleksandr	UKR	5.500	6.566		12.066
179	183	WINDFELD - HELLSTEN	DEN	4.700	7.333		12.033
180	164	CALVO MORENO J.	COL	5.500	6.500		12.000
181	114	OFFORD Samuel	AUS	3.700	8.266		11.966
182	165	LUGO SICHACA D.	COL	4.600	7.366		11.966
183	221	NOZADZE Paata	GEO	5.200	6.766		11.966
184	121	KRANZLMUELLER Lukas	AUT	3.600	8.333		11.933
185	129	THYS Tomas	BEL	4.000	7.933		11.933
186	376	KAERPANYA Woranad	THA	4.700	7.233		11.933
187	320	HENNIN James	NZL	5.000	6.933		11.933
188	191	AHMED A.	EGY	5.200	6.733		11.933
189	314	FJELD Lars Jorgen	NOR	4.200	7.700		11.900
190	146	PENEV Eddie	BUL	5.400	6.500		11.900
191	279	KORNEV Ilya	KAZ	5.000	6.866		11.866
192	318	SKJERAHAUG Stian	NOR	5.100	6.766		11.866
193	375	KAERPANYA Rartchawat	THA	5.300	6.566		11.866
194	208	NIVA Heikki	FIN	4.800	7.033		11.833
195	324	PENG Patrick	NZL	4.400	7.366		11.766
196	124	DYRMISHI Xheni	AUT	3.700	8.033		11.733
197	312	BUTTER Arjen	NED	4.400	7.333		11.733
198	177	BOLTAR Michal	CZE	4.500	7.233		11.733
199	108	CORDOBA Nicolas	ARG	3.700	8.000		11.700
200	185	FUGLSIG Joao	DEN	4.300	7.366		11.666
201	107	MARTINEZ ERAZUN O.	ARG	4.900	6.766		11.666
202	111	BARRIONUEVO Martin	ARG	4.200	7.433		11.633
202	429	KEKELOS Stavros	GRE	4.200	7.433		11.633
204	408	DANG Nam	VIE	3.900	7.700		11.600
205	405	MANAMA CASTILLO J.	VEN	4.000	7.600		11.600
206	374	CHOKPAOUMPAI Weena	THA	4.600	6.966		11.566
207	323	PALMER Matthew	NZL	3.700	7.833		11.533
208	416	AKKAVAK Muhammed	TUR	4.000	7.500		11.500
209	345	ALDAYANI Ahmed	QAT	4.100	7.400		11.500
210	127	NEUTELEERS Thomas	BEL	4.600	6.866		11.466
211	293	ALOTHMAN Naser	KUW	4.700	6.700		11.400
212	192	MOHAMED KHALED M.	EGY	4.900	6.491		11.391
213	410	HOANG Cuong	VIE	4.200	7.133		11.333
214	382	TU Yu Chen	TPE	4.300	7.000		11.300
215	148	VOVK Yaroslav	BUL	3.900	7.391		11.291

RESULTS MEN'S QUALIFICATION

MON 18 OCT 2010 - 9:00



Rank	Bib	Name	NOC Code	D Score	E Score	Pen	Total
216	333	ALMEIDA Simao	POR	4.300	6.966		11.266
217	189	SROUR Mohamed Sayed	EGY	3.700	7.533		11.233
218	378	CHEN Chih Yu	TPE	4.000	7.233		11.233
219	249	ZEYGHAMI Younes	IRI	4.000	7.233		11.233
220	184	PURGE Florin	DEN	4.300	6.933		11.233
221	355	MAKINGS Michael	RSA	4.300	6.700		11.000
222	207	LEINONEN Markku	FIN	4.500	6.433		10.933
223	372	STENBERG Mans	SWE	3.700	7.133		10.833
224	149	VALCHEV Velislav	BUL	4.000	6.833		10.833
225	373	SIMONEN Toni	SWE	4.100	6.700		10.800
226	203	HARJU Jarkko	FIN	3.800	6.966		10.766
227	254	AZAMI Amir	IRI	4.200	6.533		10.733
228	263	GHOLUB Eduard	ISR	3.500	7.200		10.700
229	389	ISAYEV Andriy	UKR	4.100	6.600		10.700
230	326	KIERZKOWSKI Adam	POL	3.800	6.833		10.633
231	399	OLUSHEV Ivan	UZB	4.100	6.466		10.566
232	292	ABDULRADA Abdullah	KUW	4.400	6.133		10.533
233	294	ALSAFFAR Ali	KUW	3.000	7.433		10.433
234	235	NG Kiu Chung	HKG	3.400	7.033		10.433
235	260	SHAHAM Noam	ISR	3.000	7.400		10.400
236	417	SANLI Ozgur	TUR	4.600	5.733		10.333
237	186	WINTHER Joachim	DEN	3.600	6.700		10.300
238	257	O'DONNELL Anthony	IRL	3.300	6.833		10.133
239	270	AL ASI Ali	JOR	4.500	5.633		10.133
240	300	PALGEN Sascha	LUX	4.500	5.516		10.016
241	202	BOTELLA PEREZ Isaac	ESP	4.700	5.316		10.016
242	317	JANSEN Espen Inge	NOR	3.800	6.200		10.000
243	188	DE LEON DE JESUS J.	DOM	3.700	6.233		9.933
244	195	FIALLOS ORELLANA R.	ESA	3.700	6.033		9.733
245	291	ALI Mohammad	KUW	3.500	5.566		9.066
246	181	PANSKY Jindrich	CZE	0.000	0.000		0.000

Legend:
D Panel Difficulty judges **E** Panel Execution judges **Pen** Penalty **Q** Qualified for Pommel Horse Final **R** Reserve for Pommel Horse Final

 Pommel Horse

RESULTS MEN'S QUALIFICATION

MON 18 OCT 2010 - 9:00



Rank	Bib	Name	NOC Code	D Score	E Score	Pen	Total
1	157	CHEN Yibing	CHN	6.800	9.166		15.966 Q
2	160	YAN Mingyong	CHN	6.800	8.900		15.700 Q
3	273	YAMAMURO Koji	JPN	6.700	8.933		15.633 Q
4	264	MORANDI Matteo	ITA	6.700	8.800		15.500 Q
5	284	YOO Won Chul	KOR	6.600	8.866		15.466 Q
6	378	CHEN Chih Yu	TPE	6.700	8.766		15.466 Q
7	276	KOBAYASHI Kenya	JPN	6.400	9.033		15.433 Q
8	272	UCHIMURA Kohei	JPN	6.400	9.000		15.400
9	199	SAN MIGUEL Ivan	ESP	6.500	8.900		15.400 Q
10	395	WYNN Brandon	USA	6.700	8.700		15.400 R
11	266	ANGIOLETTI Matteo	ITA	6.400	8.966		15.366 R
12	225	TARANU Thomas	GER	6.600	8.666		15.266 R
13	340	RAMOS Tommy	PUR	6.400	8.833		15.233
14	392	HORTON Jonathan	USA	6.700	8.533		15.233
15	270	AL ASI Ali	JOR	6.700	8.433		15.133
16	275	TANAKA Kazuhito	JPN	6.100	8.900		15.000
17	161	LU Bo	CHN	6.600	8.366		14.966
18	356	KHOROKHORDIN Sergey	RUS	6.100	8.800		14.900
19	144	IOVTCHEV Iordan	BUL	6.600	8.300		14.900
20	358	DEVYATOVSKIY Maxim	RUS	6.000	8.866		14.866
21	267	OTTAVI Paolo	ITA	6.300	8.566		14.866
22	381	HUANG Sheng Meng	TPE	6.500	8.366		14.866
23	197	CARBALLO Manuel	ESP	6.100	8.733		14.833
24	106	MOLINARI Federico	ARG	6.600	8.233		14.833
25	224	HAMBUECHEN Fabian	GER	5.900	8.900		14.800
26	198	MUNOZ Sergio	ESP	6.200	8.600		14.800
27	353	BUCUR Adrian	ROU	6.200	8.600		14.800
28	113	JEFFERIS Joshua	AUS	6.300	8.500		14.800
29	114	OFFORD Samuel	AUS	6.300	8.500		14.800
30	396	FOKIN Anton	UZB	6.300	8.466		14.766
31	200	GOMEZ FUERTES Javier	ESP	5.900	8.833		14.733
32	274	UEMATSU Koji	JPN	6.000	8.733		14.733
33	332	PALMA SIMOES Gustavo	POR	6.000	8.733		14.733
34	163	GIRALDO LOPEZ J.	COL	6.200	8.533		14.733
35	342	RIVERA Luis	PUR	6.400	8.333		14.733
36	218	SEAGER Theo	GBR	6.000	8.700		14.700
37	350	KOCZI Flavius	ROU	6.000	8.700		14.700
38	250	KHENARINEZHAD Hadi	IRI	6.600	8.100		14.700
39	289	YANG Hak Seon	KOR	5.900	8.766		14.666
40	116	SELLATHURAI P.	AUS	6.300	8.366		14.666
41	156	GONZALEZ SEPULVEDA	CHI	5.800	8.850		14.650
42	202	BOTELLA PEREZ Isaac	ESP	5.800	8.800		14.600
43	152	LYTWYN Kevin	CAN	5.800	8.800		14.600

RESULTS MEN'S QUALIFICATION

MON 18 OCT 2010 - 9:00



Rank	Bib	Name	NOC Code	D Score	E Score	Pen	Total
44	281	VALEIEV Ildar	KAZ	6.100	8.500		14.600
45	384	KUKSENKOV Mykola	UKR	6.200	8.400		14.600
46	222	BOY Philipp	GER	5.900	8.666		14.566
47	219	PANTELEYMONOV Ruslan	GBR	5.800	8.733		14.533
48	300	PALGEN Sascha	LUX	5.800	8.733		14.533
49	212	WILLIG Arnaud	FRA	6.100	8.433		14.533
50	207	LEINONEN Markku	FIN	5.900	8.625		14.525
51	209	SABOT Hamilton	FRA	5.700	8.800		14.500
52	298	GUSCINAS Rokas	LTU	6.100	8.366		14.466
53	134	KASPIAROVICH Dzmityr	BLR	5.600	8.833		14.433
54	331	ALMEIDA CAMPOS M.	POR	5.800	8.633		14.433
55	394	LEYVA Danell	USA	5.900	8.533		14.433
56	344	VARGAS VELAZQUEZ L.	PUR	5.900	8.500		14.400
57	142	NOGUEIRA Danilo	BRA	6.000	8.400		14.400
58	307	WAMMES Jeffrey	NED	6.000	8.400		14.400
59	217	HUNTER Samuel	GBR	5.300	9.066		14.366
60	422	DZIAMCHYKHIN A.	BLR	5.500	8.866		14.366
61	215	THOMAS Kristian	GBR	5.600	8.766		14.366
62	286	SIN Seob	KOR	5.700	8.666		14.366
63	352	BATAGA Cristian Ioan	ROU	6.100	8.266		14.366
64	175	GEORGALLAS Irodotos	CYP	6.800	7.566		14.366
65	132	SAVITSKI Dzmityr	BLR	6.200	8.158		14.358
66	389	ISAYEV Andriy	UKR	5.800	8.533		14.333
67	393	LEGENDRE Steven	USA	5.900	8.433		14.333
68	226	SPIRIDONOV Evgenij	GER	5.600	8.700		14.300
69	107	MARTINEZ ERAZUN O.	ARG	5.600	8.700		14.300
70	366	RAMSEIER Mark	SUI	5.800	8.500		14.300
71	187	HANSEN Mathias Lee	DEN	6.000	8.300		14.300
72	312	BUTTER Arjen	NED	5.600	8.691		14.291
73	402	CARMONA Regulo	VEN	6.800	7.466		14.266
74	216	PURVIS Daniel	GBR	5.700	8.500		14.200
75	259	ARONOVICH Felix	ISR	5.700	8.500		14.200
76	214	DA SILVA Gael	FRA	5.900	8.300		14.200
77	165	LUGO SICHACA D.	COL	6.400	7.800		14.200
78	302	CORRAL BARRON Daniel	MEX	5.900	8.291		14.191
79	361	PAKHOMENKO Igor	RUS	5.100	9.066		14.166
80	440	CHERKASOV Andrey	RUS	5.500	8.666		14.166
81	159	TENG Haibin	CHN	6.000	8.166		14.166
82	260	SHAHAM Noam	ISR	5.600	8.533		14.133
83	120	LEIMLEHNER Fabian	AUT	5.800	8.333		14.133
84	263	GHOLUB Eduard	ISR	5.800	8.333		14.133
85	231	KOSMIDIS Eleftherios	GRE	5.900	8.233		14.133
86	304	MONREAL HERNANDEZ M.	MEX	6.100	8.033		14.133

RESULTS MEN'S QUALIFICATION

MON 18 OCT 2010 - 9:00



Rank	Bib	Name	NOC Code	D Score	E Score	Pen	Total
87	153	PAYNE Jackson	CAN	5.300	8.800		14.100
88	131	TOEBACK Jonas	BEL	5.900	8.200		14.100
89	333	ALMEIDA Simao	POR	5.400	8.666		14.066
90	258	SHATILOV Alexander	ISR	5.400	8.666		14.066
91	241	HIDVEGI Vid	HUN	5.500	8.566		14.066
92	254	AZAMI Amir	IRI	6.100	7.966		14.066
93	143	SASAKI JUNIOR Sergio	BRA	5.400	8.633		14.033
94	145	YANEV Filip	BUL	5.500	8.533		14.033
95	326	KIERZKOWSKI Adam	POL	5.000	9.000		14.000
96	135	BYKAU Artsiom	BLR	5.100	8.900		14.000
97	351	BUIDOSO Ovidiu	ROU	5.300	8.700		14.000
98	327	LYSZCZARZ Marek	POL	5.400	8.600		14.000
99	127	NEUTELEERS Thomas	BEL	5.500	8.500		14.000
100	210	TOMMASONE Cyril	FRA	5.500	8.500		14.000
101	149	VALCHEV Velislav	BUL	5.700	8.283		13.983
102	323	PALMER Matthew	NZL	5.200	8.766		13.966
103	325	KULESZA Roman	POL	5.300	8.666		13.966
104	288	KIM Soo Myun	KOR	5.300	8.666		13.966
105	324	PENG Patrick	NZL	5.500	8.450		13.950
106	367	GISI Roman	SUI	5.300	8.633		13.933
107	137	BULAUSKI Pavel	BLR	5.400	8.533		13.933
108	176	KONECNY Martin	CZE	5.400	8.533		13.933
109	167	CASTELLANOS GARCIA	COL	5.800	8.133		13.933
110	434	HA Changju	KOR	5.800	8.133		13.933
111	365	CAPELLI Claudio	SUI	5.200	8.700		13.900
112	265	POZZO Enrico	ITA	5.400	8.500		13.900
113	386	NAKONECHNYY Vitaliy	UKR	5.300	8.566		13.866
114	150	SANDY Casey	CAN	5.500	8.366		13.866
115	391	CAMERON Christopher	USA	6.100	7.766		13.866
116	151	GAFUIK Nathan	CAN	4.800	9.033		13.833
117	322	KOUDINOV Mikhail	NZL	5.500	8.333		13.833
118	372	STENBERG Mans	SWE	4.800	9.000		13.800
119	436	VAN MINDE Carlo	NED	5.000	8.800		13.800
120	240	VLACSIL Attila	HUN	5.300	8.500		13.800
121	444	FAHRIG Matthias	GER	5.400	8.400		13.800
122	154	LUKENCHUK Jayd	CAN	5.400	8.366		13.766
123	189	SROUR Mohamed Sayed	EGY	5.500	8.241		13.741
124	278	GORBACHEV Stepan	KAZ	4.900	8.833		13.733
125	341	RAMOS RIVERA Angel	PUR	5.500	8.233		13.733
126	297	TREFILOVS Dmitrijs	LAT	5.200	8.500		13.700
127	309	DEURLOO Bart	NED	4.800	8.866		13.666
128	205	TUUHA Tomi	FIN	5.000	8.666		13.666
129	130	GENTGES Gilles	BEL	5.000	8.666		13.666

RESULTS MEN'S QUALIFICATION

MON 18 OCT 2010 - 9:00



Rank	Bib	Name	NOC Code	D Score	E Score	Pen	Total
130	387	STEPKO Oleg	UKR	5.100	8.566		13.666
131	146	PENEV Eddie	BUL	5.200	8.466		13.666
132	413	PHUOC HUNG Pham	VIE	6.200	7.466		13.666
133	148	VOVK Yaroslav	BUL	5.000	8.600		13.600
134	442	SUPRUN Oleksandr	UKR	5.200	8.400		13.600
135	228	LYMPANOVNOS Christos	GRE	5.500	8.100		13.600
136	368	GROVES Daniel	SUI	4.900	8.666		13.566
137	369	BRAEGGER Pablo	SUI	5.100	8.466		13.566
138	238	NYERS Csaba	HUN	5.400	8.166		13.566
139	330	LABUTIN Maciej	POL	5.000	8.533		13.533
140	121	KRANZLMUELLER Lukas	AUT	5.300	8.233		13.533
141	190	EL SAHARTY M.	EGY	5.300	8.233		13.533
142	429	KEKELOS Stavros	GRE	4.900	8.625		13.525
143	255	CARSON Luke	IRL	4.600	8.900		13.500
144	178	SMEJKAL Petr	CZE	5.100	8.400		13.500
145	237	KALLAI Zoltan	HUN	5.200	8.300		13.500
146	283	YERIMBETOV Yernar	KAZ	4.800	8.633		13.433
147	328	LIS Przemyslaw	POL	4.800	8.633		13.433
148	108	CORDOBA Nicolas	ARG	5.000	8.433		13.433
148	230	KAILIDIS Charalampos	GRE	5.000	8.433		13.433
150	239	MIHOK Adam	HUN	4.800	8.600		13.400
151	371	PIASECKY Samuel	SVK	5.100	8.266		13.366
152	418	ARICAN Ferhat	TUR	5.400	7.958		13.358
153	268	TAMIAZZO Mattia	ITA	4.700	8.633		13.333
154	129	THYS Tomas	BEL	4.700	8.633		13.333
155	256	BEHAN Kieran	IRL	4.800	8.533		13.333
156	400	OSIMOV Ravshanbek	UZB	4.900	8.433		13.333
157	173	BREZ Marko	CRO	5.100	8.233		13.333
158	373	SIMONEN Toni	SWE	5.300	8.033		13.333
159	377	HSU Ping Chien	TPE	4.900	8.400		13.300
160	398	NARMETOV Daulet	UZB	4.900	8.400		13.300
161	192	MOHAMED KHALED M.	EGY	5.100	8.200		13.300
162	420	LEIDLMAIR Alexander	AUT	5.100	8.200		13.300
163	374	CHOKPAOUMPAI Weena	THA	5.100	8.200		13.300
164	397	MASHARIPOV Otabek	UZB	5.100	8.200		13.300
165	282	VALEIEV Stanislav	KAZ	5.300	8.000		13.300
166	128	VERBAEYS Jimmy	BEL	4.800	8.466		13.266
167	320	HENNIN James	NZL	4.800	8.466		13.266
168	303	LOPEZ VIANA Santiago	MEX	5.100	8.166		13.266
169	316	HANCHE-OLSEN Joachim	NOR	4.800	8.433		13.233
170	123	SCHWAB Matthias	AUT	4.900	8.333		13.233
171	403	FUENTES Jose Luis	VEN	6.100	7.133		13.233
172	124	DYRMISHI Xheni	AUT	5.000	8.166		13.166

RESULTS MEN'S QUALIFICATION

MON 18 OCT 2010 - 9:00



Rank	Bib	Name	NOC Code	D Score	E Score	Pen	Total
173	184	PURGE Florin	DEN	5.000	8.166		13.166
174	408	DANG Nam	VIE	5.100	8.066		13.166
175	235	NG Kiu Chung	HKG	6.200	6.966		13.166
176	311	BLETTERMAN Michel	NED	5.000	8.150		13.150
177	251	IZADFAR Vahid	IRI	5.100	8.033		13.133
178	339	MORALES-CASADO R.	PUR	5.300	7.833		13.133
179	125	SHIKHALIYEV Shakir	AZE	4.700	8.425		13.125
180	111	BARRIONUEVO Martin	ARG	4.800	8.316		13.116
181	279	KORNEV Ilya	KAZ	4.900	8.200		13.100
182	347	ALSADI Mahmood	QAT	5.200	7.900		13.100
183	139	BARRETTO JUNIOR F.	BRA	5.700	7.400		13.100
184	314	FJELD Lars Jorgen	NOR	4.700	8.366		13.066
185	335	MARTINS Ricardo	POR	4.800	8.233		13.033
186	407	VELOZ PEREZ X.	VEN	4.800	8.233		13.033
187	261	KHAMUDIS Alexander	ISR	4.900	8.133		13.033
188	299	IZMODENOV Jevgenij	LTU	4.800	8.166		12.966
189	138	BRENTANO RODRIGUES	BRA	5.300	7.666		12.966
190	379	LIN Yi Chieh	TPE	4.600	8.333		12.933
191	334	LOY DA GRACA B.	POR	4.600	8.300		12.900
192	317	JANSEN Espen Inge	NOR	4.700	8.200		12.900
193	252	KHODADADITIRKOLAEI	IRI	4.800	8.400	0.3	12.900
194	234	SHEK Wai Hung	HKG	4.900	8.000		12.900
195	177	BOLTAR Michal	CZE	5.100	7.783		12.883
196	208	NIVA Heikki	FIN	4.100	8.766		12.866
197	193	SHAHIN Islam Mohamed	EGY	4.900	7.933		12.833
198	411	TRUONG Minh Sang	VIE	5.000	7.833		12.833
199	306	TORRES LAVEAGA Aldo	MEX	5.400	7.400		12.800
200	174	BARON Matija	CRO	4.400	8.366		12.766
201	301	CERVANTES QUEZADA J.	MEX	5.000	7.766		12.766
202	315	HAAVERSTAD M.	NOR	4.500	8.233		12.733
203	169	UDE Filip	CRO	4.600	8.133		12.733
204	204	KUUSELA Ilkka	FIN	4.800	7.933		12.733
205	103	HACIB Oualid	ALG	5.000	7.733		12.733
206	417	SANLI Ozgur	TUR	4.400	8.300		12.700
207	236	ZHONG Jian	HKG	5.400	7.300		12.700
208	194	ADEL IBRAHIM Ahmed	EGY	4.800	7.866		12.666
209	181	PANSKY Jindrich	CZE	4.800	7.866		12.666
210	166	BROCHERO GARY J.	COL	5.300	7.333		12.633
211	183	WINDFELD - HELLSTEN	DEN	5.200	7.400		12.600
212	375	KAEWpanya Rartchawat	THA	5.200	7.366		12.566
213	140	FOURO DA SILVA P.	BRA	5.400	7.166		12.566
214	359	BELYAVSKIY David	RUS	4.500	8.000		12.500
215	345	ALDAYANI Ahmed	QAT	4.900	7.600		12.500

RESULTS MEN'S QUALIFICATION

MON 18 OCT 2010 - 9:00



Rank	Bib	Name	NOC Code	D Score	E Score	Pen	Total
216	186	WINTHER Joachim	DEN	4.400	8.091		12.491
217	355	MAKINGS Michael	RSA	4.300	8.166		12.466
218	164	CALVO MORENO J.	COL	4.900	7.566		12.466
219	171	BOROSA Filip	CRO	4.200	8.233		12.433
220	257	O'DONNELL Anthony	IRL	4.400	8.000		12.400
221	253	RAMEZANPOUR Mohammad	IRI	4.700	7.700		12.400
222	416	AKKAVAK Muhammed	TUR	4.300	8.066		12.366
223	110	LOMPIZANO J.	ARG	5.000	7.266		12.266
224	118	WIWATOWSKI Luke	AUS	5.300	6.966		12.266
225	399	OLUSHEV Ivan	UZB	4.400	7.833		12.233
226	415	SAMILOGLU Umit	TUR	3.300	8.900		12.200
227	412	TRUNG LINH Hau	VIE	5.500	6.700		12.200
228	195	FIALLOS ORELLANA R.	ESA	4.900	7.266		12.166
229	313	CONRADI Marcus	NOR	4.300	7.800		12.100
230	188	DE LEON DE JESUS J.	DOM	4.600	7.366		11.966
231	115	PICHLER Thomas	AUS	4.000	7.833		11.833
232	221	NOZADZE Paata	GEO	3.700	8.066		11.766
233	405	MANAMA CASTILLO J.	VEN	4.400	7.366		11.766
234	376	KAEWpanya Woranad	THA	4.400	7.266		11.666
235	426	VESELY Jiri	CZE	4.100	7.400		11.500
236	380	CHEN Szu Chieh	TPE	4.400	7.066		11.466
237	294	ALSAFFAR Ali	KUW	3.800	7.633		11.433
238	319	FIELD Brandon	NZL	3.600	7.633		11.233
239	406	PARRA MARANA Johny	VEN	4.700	5.866		10.566
240	291	ALI Mohammad	KUW	3.500	7.033		10.533
241	105	METIDJI Hellal	ALG	3.400	7.100		10.500
242	293	ALOTHMAN Naser	KUW	2.800	7.600		10.400
243	292	ABDULRADA Abdullah	KUW	1.900	7.166		9.066

Legend:

D Panel Difficulty judges

E Panel Execution judges

Pen Penalty

Q Qualified for Rings Final

R Reserve for Rings Final



Rings

RESULTS MEN'S QUALIFICATION

MON 18 OCT 2010 - 9:00



Rank	Bib	Name	NOC Code	Vault	D Score	E Score	Pen	Vault	Total	
1	360	GOLOTSUTSKOV Anton	RUS	1	7.000	9.550		16.550	16.475	Q
				2	7.000	9.400		16.400		
2	134	KASPIAROVICH Dzmitry	BLR	1	7.000	9.333		16.333	16.433	Q
				2	7.000	9.533		16.533		
3	213	BOUHAIL Thomas	FRA	1	7.000	9.366		16.366	16.366	Q
				2	7.000	9.366		16.366		
4	289	YANG Hak Seon	KOR	1	7.000	9.433		16.433	16.266	Q
				2	7.000	9.100		16.100		
5	350	KOCZI Flavius	ROU	1	7.000	9.166		16.166	16.266	Q
				2	7.000	9.366		16.366		
6	389	ISAYEV Andriy	UKR	1	6.600	9.433		16.033	16.233	Q
				2	7.000	9.433		16.433		
7	307	WAMMES Jeffrey	NED	1	6.800	9.600		16.400	16.216	Q
				2	6.600	9.533	0.1	16.033		
8	342	RIVERA Luis	PUR	1	6.600	9.633		16.233	16.133	Q
				2	6.600	9.533	0.1	16.033		
9	273	YAMAMURO Koji	JPN	1	7.000	9.300		16.300	16.116	R
				2	6.600	9.433	0.1	15.933		
10	388	YAKUBOVSKYI O.	UKR	1	7.000	9.233	0.1	16.133	16.083	R
				2	7.000	9.133	0.1	16.033		
11	205	TUUHA Tomi	FIN	1	6.600	9.666		16.266	16.016	R
				2	6.600	9.266	0.1	15.766		
12	161	LU Bo	CHN	1	6.600	9.333		15.933	15.966	
				2	7.000	9.000		16.000		
13	218	SEAGER Theo	GBR	1	6.600	9.333		15.933	15.949	
				2	6.600	9.366		15.966		
14	146	PENEV Eddie	BUL	1	6.800	9.400		16.200	15.933	
				2	6.200	9.466		15.666		
15	354	BERBECAR M.	ROU	1	6.600	9.166		15.766	15.849	
				2	6.600	9.333		15.933		
16	444	FAHRIG Matthias	GER	1	7.000	9.100		16.100	15.833	
				2	6.600	9.066	0.1	15.566		
17	349	DRAGULESCU Marian	ROU	1	7.000	8.900	0.1	15.800	15.800	
				2	6.400	9.400		15.800		
18	156	GONZALEZ SEPULVEDA	CHI	1	6.600	9.333		15.933	15.799	
				2	7.000	8.666		15.666		
19	202	BOTELLA PEREZ Isaac	ESP	1	6.600	9.233	0.1	15.733	15.799	
				2	6.600	9.366	0.1	15.866		
20	219	PANTELEYMONOV Ruslan	GBR	1	6.600	9.366	0.1	15.866	15.799	
				2	6.600	9.233	0.1	15.733		
21	409	HA THANH Nguyen	VIE	1	7.000	9.133		16.133	15.749	
				2	6.600	8.866	0.1	15.366		

RESULTS MEN'S QUALIFICATION

MON 18 OCT 2010 - 9:00



Rank	Bib	Name	NOC Code	Vault	D Score	E Score	Pen	Vault	Total
22	412	TRUNG LINH Hau	VIE	1	6.600	9.033		15.633	15.566
				2	6.200	9.300		15.500	
23	143	SASAKI JUNIOR Sergio	BRA	1	7.000	8.100	0.1	15.000	15.516
				2	6.600	9.433		16.033	
24	393	LEGENDRE Steven	USA	1	7.000	9.091	0.1	15.991	15.428
				2	6.600	8.766	0.5	14.866	
25	303	LOPEZ VIANA Santiago	MEX	1	6.600	8.958		15.558	15.379
				2	6.200	9.000		15.200	
26	414	AL-HARAZI N.	YEM	1	6.200	9.066		15.266	15.249
				2	6.200	9.033		15.233	
27	182	VAMMEN Helge	DEN	1	6.200	9.500	0.1	15.600	15.216
				2	5.400	9.433		14.833	
28	234	SHEK Wai Hung	HKG	1	6.600	8.366		14.966	15.183
				2	6.200	9.300	0.1	15.400	
29	324	PENG Patrick	NZL	1	6.200	9.300		15.500	15.045
				2	6.200	8.691	0.3	14.591	
30	270	AL ASI Ali	JOR	1	7.000	7.866	0.3	14.566	15.033
				2	6.200	9.300		15.500	
31	327	LYSZCZARZ Marek	POL	1	6.600	8.733	0.1	15.233	14.949
				2	6.600	8.066		14.666	
32	137	BULAUSKI Pavel	BLR	1	7.000	8.033		15.033	14.866
				2	5.400	9.300		14.700	
33	293	ALOTHMAN Naser	KUW	1	6.200	7.866		14.066	14.666
				2	6.200	9.166	0.1	15.266	
34	253	RAMEZANPOUR Mohammad	IRI	1	5.400	9.133		14.533	14.616
				2	6.600	8.100		14.700	
35	408	DANG Nam	VIE	1	6.600	8.033	0.1	14.533	14.533
				2	6.600	7.933		14.533	
36	152	LYTWYN Kevin	CAN	1	6.600	9.433	0.1	15.933	14.483
				2	3.800	9.233		13.033	
37	235	NG Kiu Chung	HKG	1	6.600	7.933	0.1	14.433	14.366
				2	5.400	9.000	0.1	14.300	
38	299	IZMODENOV Jevgenij	LTU	1	5.400	9.200	0.1	14.500	14.233
				2	4.600	9.366		13.966	
39	418	ARICAN Ferhat	TUR	1	6.600	8.300	0.5	14.400	14.200
				2	4.600	9.400		14.000	
40	183	WINDFELD - HELLSTEN	DEN	1	5.400	9.000		14.400	13.916
				2	5.400	8.033		13.433	
41	206	VEKKI Sakari	FIN	1	4.800	9.000		13.800	13.650
				2	5.800	7.800	0.1	13.500	



42nd ARTISTIC GYMNASTICS WORLD CHAMPIONSHIPS

Rotterdam (NED)

16 - 24 October 2010



RESULTS MEN'S QUALIFICATION

MON 18 OCT 2010 - 9:00



Rank	Bib	Name	NOC Code	Vault	D Score	E Score	Pen	Vault	Total
------	-----	------	-------------	-------	------------	------------	-----	-------	-------

Legend:

D Panel Difficulty judges

E Panel Execution judges

Pen Penalty

Q Qualified for Vault Final

R Reserve for Vault Final

Vault



RESULTS MEN'S QUALIFICATION

MON 18 OCT 2010 - 9:00



Rank	Bib	Name	NOC Code	D Score	E Score	Pen	Total
1	158	FENG Zhe	CHN	6.800	9.066		15.866 Q
2	159	TENG Haibin	CHN	6.400	9.233		15.633 Q
3	162	ZHANG Chenglong	CHN	6.300	9.166		15.466
4	224	HAMBUECHEN Fabian	GER	6.300	9.133		15.433 Q
5	274	UEMATSU Koji	JPN	6.500	8.900		15.400 Q
6	326	KIERZKOWSKI Adam	POL	6.000	9.366		15.366 Q
7	272	UCHIMURA Kohei	JPN	6.500	8.866		15.366 Q
8	371	PIASECKY Samuel	SVK	6.500	8.866		15.366 Q
9	281	VALEIEV Ildar	KAZ	6.900	8.466		15.366 Q
10	161	LU Bo	CHN	6.300	9.041		15.341
11	308	ZONDERLAND Epke	NED	6.000	9.333		15.333 R
12	222	BOY Philipp	GER	6.100	9.158		15.258 R
13	365	CAPELLI Claudio	SUI	6.100	9.141		15.241 R
14	364	PETKOVSEK Mitja	SLO	6.400	8.833		15.233
15	394	LEYVA Danell	USA	6.400	8.833		15.233
16	396	FOKIN Anton	UZB	6.500	8.733		15.233
17	155	IKEDA Kenneth	CAN	6.100	9.100		15.200
18	356	KHOROKHORDIN Sergey	RUS	6.300	8.875		15.175
19	276	KOBAYASHI Kenya	JPN	6.400	8.775		15.175
20	384	KUKSENKOV Mykola	UKR	6.100	9.033		15.133
21	275	TANAKA Kazuhito	JPN	6.700	8.366		15.066
22	273	YAMAMURO Koji	JPN	5.900	9.100		15.000
23	358	DEVYATOVSKIY Maxim	RUS	5.900	9.100		15.000
24	160	YAN Mingyong	CHN	6.200	8.800		15.000
25	354	BERBECAR M.	ROU	6.400	8.600		15.000
26	325	KULESZA Roman	POL	6.000	8.933		14.933
27	390	BROOKS Christopher	USA	6.300	8.608		14.908
28	344	VARGAS VELAZQUEZ L.	PUR	6.000	8.900		14.900
29	200	GOMEZ FUERTES Javier	ESP	6.000	8.866		14.866
30	163	GIRALDO LOPEZ J.	COL	6.100	8.766		14.866
31	133	TSAREVICH Aliaksandr	BLR	5.800	9.058		14.858
32	284	YOO Won Chul	KOR	6.400	8.441		14.841
33	216	PURVIS Daniel	GBR	5.700	9.133		14.833
34	350	KOCZI Flavius	ROU	5.900	8.933		14.833
35	113	JEFFERIS Joshua	AUS	6.100	8.700		14.800
36	392	HORTON Jonathan	USA	6.200	8.566		14.766
37	219	PANTELEYMONOV Ruslan	GBR	5.600	9.133		14.733
38	167	CASTELLANOS GARCIA	COL	5.700	9.033		14.733
39	134	KASPIAROVICH Dzmitry	BLR	5.800	8.933		14.733
40	288	KIM Soo Myun	KOR	6.400	8.333		14.733
41	440	CHERKASOV Andrey	RUS	6.000	8.716		14.716
42	258	SHATILOV Alexander	ISR	5.700	9.000		14.700
43	212	WILLIG Arnaud	FRA	5.800	8.900		14.700

RESULTS MEN'S QUALIFICATION

MON 18 OCT 2010 - 9:00



Rank	Bib	Name	NOC Code	D Score	E Score	Pen	Total
44	151	GAFUIK Nathan	CAN	5.900	8.800		14.700
45	226	SPIRIDONOV Evgenij	GER	5.600	9.066		14.666
46	331	ALMEIDA CAMPOS M.	POR	6.100	8.566		14.666
47	217	HUNTER Samuel	GBR	5.600	9.050		14.650
48	165	LUGO SICHACA D.	COL	5.500	9.133		14.633
49	393	LEGENDRE Steven	USA	6.100	8.533		14.633
50	386	NAKONECHNYY Vitaliy	UKR	5.800	8.766		14.566
51	214	DA SILVA Gael	FRA	5.900	8.666		14.566
52	127	NEUTELEERS Thomas	BEL	5.700	8.825		14.525
53	132	SAVITSKI Dzmityr	BLR	6.200	8.308		14.508
54	309	DEURLOO Bart	NED	5.400	9.100		14.500
55	227	KRIMMER Sebastian	GER	5.700	8.800		14.500
56	444	FAHRIG Matthias	GER	6.000	8.500		14.500
57	387	STEPKO Oleg	UKR	6.000	8.500		14.500
58	442	SUPRUN Oleksandr	UKR	5.500	8.966		14.466
59	156	GONZALEZ SEPULVEDA	CHI	5.700	8.733		14.433
60	154	LUKENCHUK Jayd	CAN	5.800	8.633		14.433
61	152	LYTWYN Kevin	CAN	5.800	8.633		14.433
62	135	BYKAU Artsiom	BLR	5.600	8.816		14.416
63	403	FUENTES Jose Luis	VEN	5.900	8.500		14.400
64	140	FOURO DA SILVA P.	BRA	5.700	8.666		14.366
65	106	MOLINARI Federico	ARG	5.800	8.566		14.366
66	153	PAYNE Jackson	CAN	5.800	8.566		14.366
67	283	YERIMBETOV Yernar	KAZ	6.100	8.266		14.366
68	370	BUCHER Pascal	SUI	5.700	8.633		14.333
69	333	ALMEIDA Simao	POR	5.400	8.900		14.300
70	143	SASAKI JUNIOR Sergio	BRA	5.800	8.500		14.300
71	351	BUIDOSO Ovidiu	ROU	5.800	8.500		14.300
72	434	HA Changju	KOR	6.100	8.200		14.300
73	302	CORRAL BARRON Daniel	MEX	6.700	7.600		14.300
74	220	SMITH Louis	GBR	5.400	8.866		14.266
75	265	POZZO Enrico	ITA	5.500	8.766		14.266
76	352	BATAGA Cristian Ioan	ROU	5.800	8.466		14.266
77	388	YAKUBOVSKYI O.	UKR	5.800	8.466		14.266
78	366	RAMSEIER Mark	SUI	5.800	8.466		14.266
79	241	HIDVEGI Vid	HUN	5.600	8.650		14.250
80	269	BUSNARI Alberto	ITA	5.400	8.833		14.233
81	120	LEIMLEHNER Fabian	AUT	5.500	8.733		14.233
82	210	TOMMASONE Cyril	FRA	5.900	8.333		14.233
83	118	WIWATOWSKI Luke	AUS	5.600	8.600		14.200
84	289	YANG Hak Seon	KOR	5.800	8.400		14.200
85	234	SHEK Wai Hung	HKG	5.900	8.300		14.200
86	332	PALMA SIMOES Gustavo	POR	5.200	8.966		14.166

RESULTS MEN'S QUALIFICATION

MON 18 OCT 2010 - 9:00



Rank	Bib	Name	NOC Code	D Score	E Score	Pen	Total
87	114	OFFORD Samuel	AUS	5.600	8.533		14.133
88	147	BATINKOV Aleksandar	BUL	5.100	9.000		14.100
89	361	PAKHOMENKO Igor	RUS	5.200	8.900		14.100
90	367	GISI Roman	SUI	5.400	8.700		14.100
91	138	BRENTANO RODRIGUES	BRA	5.400	8.700		14.100
92	368	GROVES Daniel	SUI	5.600	8.500		14.100
93	342	RIVERA Luis	PUR	5.600	8.500		14.100
94	267	OTTAVI Paolo	ITA	5.700	8.400		14.100
95	107	MARTINEZ ERAZUN O.	ARG	5.700	8.400		14.100
96	228	LYMPANOVNOS Christos	GRE	5.800	8.300		14.100
97	169	UDE Filip	CRO	5.400	8.675		14.075
98	411	TRUONG Minh Sang	VIE	5.600	8.466		14.066
99	229	DOULKERIDIS Michail	GRE	5.600	8.433		14.033
100	215	THOMAS Kristian	GBR	5.600	8.433		14.033
101	328	LIS Przemyslaw	POL	5.200	8.800		14.000
102	324	PENG Patrick	NZL	5.300	8.700		14.000
103	199	SAN MIGUEL Ivan	ESP	5.300	8.700		14.000
104	115	PICHLER Thomas	AUS	5.700	8.300		14.000
105	400	OSIMOV Ravshanbek	UZB	5.500	8.466		13.966
106	353	BUCUR Adrian	ROU	5.500	8.466		13.966
107	268	TAMIAZZO Mattia	ITA	5.600	8.366		13.966
108	341	RAMOS RIVERA Angel	PUR	5.700	8.266		13.966
109	259	ARONOVICH Felix	ISR	5.200	8.758		13.958
110	142	NOGUEIRA Danilo	BRA	5.400	8.508		13.908
111	311	BLETTERMAN Michel	NED	5.100	8.800		13.900
112	262	GOFMAN Pavel	ISR	5.200	8.700		13.900
113	166	BROCHERO GARY J.	COL	5.700	8.200		13.900
114	300	PALGEN Sascha	LUX	5.100	8.766		13.866
115	249	ZEYGHAMI Younes	IRI	5.300	8.566		13.866
116	335	MARTINS Ricardo	POR	4.700	9.133		13.833
117	145	YANEV Filip	BUL	5.100	8.733		13.833
118	340	RAMOS Tommy	PUR	5.300	8.533		13.833
119	359	BELYAVSKIY David	RUS	5.600	8.200		13.800
120	239	MIHOK Adam	HUN	5.000	8.733		13.733
121	303	LOPEZ VIANA Santiago	MEX	5.300	8.433		13.733
122	255	CARSON Luke	IRL	4.600	9.100		13.700
123	139	BARRETTO JUNIOR F.	BRA	5.300	8.400		13.700
124	148	VOVK Yaroslav	BUL	5.400	8.300		13.700
125	117	WADSWORTH Luke	AUS	5.700	8.000		13.700
126	413	PHUOC HUNG Pham	VIE	6.500	7.200		13.700
127	197	CARBALLO Manuel	ESP	6.100	7.583		13.683
128	261	KHAMUDIS Alexander	ISR	4.900	8.766		13.666
129	240	VLACSIL Attila	HUN	4.900	8.766		13.666

RESULTS MEN'S QUALIFICATION

MON 18 OCT 2010 - 9:00



Rank	Bib	Name	NOC Code	D Score	E Score	Pen	Total
130	375	KAEWpanya Rartchawat	THA	5.300	8.366		13.666
131	252	Khodadaditirkolaei	IRI	5.000	8.633		13.633
132	279	KORNEV Ilya	KAZ	5.100	8.533		13.633
133	372	STENBERG Mans	SWE	4.900	8.700		13.600
134	329	HULBOJ Kamil	POL	4.900	8.700		13.600
135	297	TREILOVS Dmitrijs	LAT	4.900	8.700		13.600
136	144	IOVTCHEV Jordan	BUL	5.000	8.600		13.600
137	237	KALLAI Zoltan	HUN	5.000	8.600		13.600
138	343	RODRIGUEZ Alexander	PUR	5.100	8.500		13.600
139	409	HA THANH Nguyen	VIE	6.200	7.400		13.600
140	429	KEKELOS Stavros	GRE	4.800	8.766		13.566
141	321	HOLYOAKE Mark	NZL	5.600	7.966		13.566
142	209	SABOT Hamilton	FRA	6.100	7.466		13.566
143	422	DZIAMCHYKHIN A.	BLR	4.900	8.633		13.533
144	304	MONREAL HERNANDEZ M.	MEX	5.100	8.433		13.533
145	260	SHAHAM Noam	ISR	5.100	8.433		13.533
146	131	TOEBACK Jonas	BEL	5.100	8.391		13.491
147	208	NIVA Heikki	FIN	4.200	9.266		13.466
148	316	HANCHE-OLSEN Joachim	NOR	5.000	8.466		13.466
149	345	ALDAYANI Ahmed	QAT	5.000	8.466		13.466
150	405	MANAMA CASTILLO J.	VEN	5.200	8.266		13.466
151	401	SHAULOV Eduard	UZB	4.600	8.833		13.433
152	374	CHOKPAOUMPAI Weena	THA	5.100	8.333		13.433
153	190	EL SAHARTY M.	EGY	5.200	8.233		13.433
154	110	LOMPIZANO J.	ARG	5.300	8.133		13.433
155	312	BUTTER Arjen	NED	5.300	8.100		13.400
156	191	AHMED A.	EGY	4.700	8.666		13.366
157	317	JANSEN Espen Inge	NOR	5.100	8.266		13.366
158	238	NYERS Csaba	HUN	5.100	8.266		13.366
159	377	HSU Ping Chien	TPE	5.200	8.166		13.366
160	231	KOSMIDIS Eleftherios	GRE	5.300	8.066		13.366
161	320	HENNIN James	NZL	4.200	9.133		13.333
162	373	SIMONEN Toni	SWE	4.800	8.533		13.333
163	381	HUANG Sheng Meng	TPE	4.900	8.433		13.333
164	306	TORRES LAVEAGA Aldo	MEX	5.200	8.133		13.333
165	347	ALSADI Mahmood	QAT	5.500	7.833		13.333
166	410	HOANG Cuong	VIE	5.900	7.433		13.333
167	250	KHENARINEZHAD Hadi	IRI	4.800	8.500		13.300
168	189	SROUR Mohamed Sayed	EGY	4.900	8.400		13.300
169	380	CHEN Szu Chieh	TPE	5.200	8.100		13.300
170	397	MASHARIPOV Otabek	UZB	5.200	8.100		13.300
171	176	KONECNY Martin	CZE	5.800	7.466		13.266
172	315	HAAVERSTAD M.	NOR	4.600	8.633		13.233

RESULTS MEN'S QUALIFICATION

MON 18 OCT 2010 - 9:00



Rank	Bib	Name	NOC Code	D Score	E Score	Pen	Total
173	399	OLUSHEV Ivan	UZB	4.900	8.333		13.233
174	198	MUNOZ Sergio	ESP	5.100	8.133		13.233
175	330	LABUTIN Maciej	POL	5.300	7.933		13.233
176	253	RAMEZANPOUR Mohammad	IRI	4.800	8.400		13.200
177	395	WYNN Brandon	USA	6.300	6.900		13.200
178	305	SOSA ABARCA Luis	MEX	5.600	7.566		13.166
179	205	TUUHA Tomi	FIN	4.000	9.133		13.133
180	171	BOROSA Filip	CRO	4.400	8.733		13.133
181	378	CHEN Chih Yu	TPE	4.500	8.633		13.133
182	177	BOLTAR Michal	CZE	4.900	8.233		13.133
183	178	SMEJKAL Petr	CZE	5.000	8.133		13.133
184	280	KOZHAKOV Nurtas	KAZ	5.100	8.033		13.133
185	299	IZMODENOV Jevgenij	LTU	4.900	8.166		13.066
186	256	BEHAN Kieran	IRL	4.000	9.033		13.033
187	407	VELOZ PEREZ X.	VEN	4.900	8.133		13.033
188	230	KAILIDIS Charalampos	GRE	4.400	8.616		13.016
189	420	LEIDLMAIR Alexander	AUT	4.500	8.500		13.000
190	376	KAEWpanya Woranad	THA	4.600	8.400		13.000
191	417	SANLI Ozgur	TUR	4.700	8.300		13.000
192	286	SIN Seob	KOR	5.500	7.500		13.000
193	186	WINTHER Joachim	DEN	3.900	9.066		12.966
194	319	FIELD Brandon	NZL	4.800	8.166		12.966
195	192	MOHAMED KHALED M.	EGY	4.800	8.166		12.966
196	379	LIN Yi Chieh	TPE	4.900	8.066		12.966
197	108	CORDOBA Nicolas	ARG	4.900	8.033		12.933
198	173	BREZ Marko	CRO	5.000	7.933		12.933
199	193	SHAHIN Islam Mohamed	EGY	5.000	7.900		12.900
200	203	HARJU Jarkko	FIN	4.100	8.766		12.866
201	128	VERBAEYS Jimmy	BEL	5.200	7.666		12.866
202	264	MORANDI Matteo	ITA	5.400	7.466		12.866
203	123	SCHWAB Matthias	AUT	4.500	8.333		12.833
204	129	THYS Tomas	BEL	4.500	8.300		12.800
205	336	LOPES ROMERO Diogo	POR	4.800	8.000		12.800
206	278	GORBACHEV Stepan	KAZ	5.200	7.566		12.766
207	204	KUUSELA Ilkka	FIN	5.400	7.366		12.766
208	124	DYRMISHI Xheni	AUT	3.700	9.033		12.733
209	185	FUGLSIG Joao	DEN	4.100	8.633		12.733
210	130	GENTGES Gilles	BEL	4.900	7.800		12.700
211	415	SAMILOGLU Umit	TUR	3.700	8.933		12.633
212	103	HACIB Oualid	ALG	4.400	8.233		12.633
213	406	PARRA MARANA Johny	VEN	4.600	8.000		12.600
214	322	KOUDINOV Mikhail	NZL	5.100	7.441		12.541
215	125	SHIKHALIYEV Shakir	AZE	4.800	7.700		12.500

RESULTS MEN'S QUALIFICATION

MON 18 OCT 2010 - 9:00



Rank	Bib	Name	NOC Code	D Score	E Score	Pen	Total
216	254	AZAMI Amir	IRI	5.000	7.466		12.466
217	183	WINDFELD - HELLSTEN	DEN	3.700	8.758		12.458
218	146	PENEV Eddie	BUL	5.300	7.133		12.433
219	164	CALVO MORENO J.	COL	5.500	6.933		12.433
220	257	O'DONNELL Anthony	IRL	4.100	8.308		12.408
221	121	KRANZLMUELLER Lukas	AUT	4.300	8.100		12.400
222	318	SKJERAHAUG Stian	NOR	4.800	7.600		12.400
223	293	ALOTHMAN Naser	KUW	4.000	8.300		12.300
224	307	WAMMES Jeffrey	NED	5.000	7.300		12.300
225	418	ARICAN Ferhat	TUR	5.200	7.066		12.266
226	313	CONRADI Marcus	NOR	4.600	7.633		12.233
227	355	MAKINGS Michael	RSA	4.000	8.200		12.200
228	184	PURGE Florin	DEN	5.100	7.100		12.200
229	111	BARRIONUEVO Martin	ARG	4.900	7.233		12.133
230	188	DE LEON DE JESUS J.	DOM	5.400	6.733		12.133
231	213	BOUHAIL Thomas	FRA	5.400	6.708		12.108
232	180	BOMER Jiri	CZE	4.300	7.766		12.066
233	291	ALI Mohammad	KUW	3.400	8.633		12.033
234	292	ABDULRADA Abdullah	KUW	4.200	7.833		12.033
235	298	GUSCINAS Rokas	LTU	4.700	7.233		11.933
236	201	GONZALEZ Fabian	ESP	5.000	6.766		11.766
237	174	BARON Matija	CRO	3.600	8.133		11.733
238	416	AKKAVAK Muhammed	TUR	4.000	7.566		11.566
239	105	METIDJI Hellal	ALG	4.200	7.366		11.566
240	195	FIALLOS ORELLANA R.	ESA	4.200	7.300		11.500
241	270	AL ASI Ali	JOR	4.400	6.766		11.166
242	294	ALSAFFAR Ali	KUW	4.000	7.133		11.133
243	426	VESELY Jiri	CZE	3.800	7.308		11.108
244	408	DANG Nam	VIE	4.100	6.866		10.966
245	235	NG Kiu Chung	HKG	3.600	6.700		10.300
246	207	LEINONEN Markku	FIN	4.300	5.933		10.233

Legend:
D Panel Difficulty judges **E** Panel Execution judges **Pen** Penalty **Q** Qualified for Parallel Bars Final **R** Reserve for Parallel Bars Final

 Parallel Bars

RESULTS MEN'S QUALIFICATION

MON 18 OCT 2010 - 9:00



Rank	Bib	Name	NOC Code	D Score	E Score	Pen	Total
1	162	ZHANG Chenglong	CHN	7.300	8.466		15.766 Q
2	274	UEMATSU Koji	JPN	7.400	8.333		15.733 Q
3	224	HAMBUECHEN Fabian	GER	6.800	8.900		15.700 Q
4	394	LEYVA Danell	USA	7.000	8.633		15.633 Q
5	222	BOY Philipp	GER	7.000	8.566		15.566 Q
6	390	BROOKS Christopher	USA	6.600	8.900		15.500 Q
7	308	ZONDERLAND Epke	NED	6.800	8.525		15.325 Q
8	392	HORTON Jonathan	USA	6.600	8.666		15.266
9	158	FENG Zhe	CHN	6.900	8.366		15.266 Q
10	172	MOZNIK Marijo	CRO	6.600	8.633		15.233 R
11	307	WAMMES Jeffrey	NED	6.700	8.466		15.166 R
12	285	KIM Jihoon	KOR	6.900	8.266		15.166 R
13	284	YOO Won Chul	KOR	6.400	8.700		15.100
14	272	UCHIMURA Kohei	JPN	6.700	8.333		15.033
15	273	YAMAMURO Koji	JPN	6.000	8.966		14.966
16	215	THOMAS Kristian	GBR	6.000	8.866		14.866
17	325	KULESZA Roman	POL	6.000	8.866		14.866
18	214	DA SILVA Gael	FRA	6.100	8.766		14.866
19	119	BALDAUF Marco	AUT	6.400	8.466		14.866
20	152	LYTWYN Kevin	CAN	6.100	8.733		14.833
21	153	PAYNE Jackson	CAN	5.900	8.900		14.800
22	161	LU Bo	CHN	6.000	8.766		14.766
23	384	KUKSENKOV Mykola	UKR	6.900	7.866		14.766
24	209	SABOT Hamilton	FRA	6.300	8.433		14.733
25	344	VARGAS VELAZQUEZ L.	PUR	6.100	8.600		14.700
26	275	TANAKA Kazuhito	JPN	6.400	8.300		14.700
27	359	BELYAVSKIY David	RUS	6.000	8.666		14.666
28	217	HUNTER Samuel	GBR	6.300	8.366		14.666
29	371	PIASECKY Samuel	SVK	6.300	8.366		14.666
30	226	SPIRIDONOV Evgenij	GER	5.900	8.733		14.633
31	276	KOBAYASHI Kenya	JPN	6.000	8.633		14.633
32	386	NAKONECHNYY Vitaliy	UKR	6.100	8.533		14.633
33	358	DEVYATOVSKIY Maxim	RUS	6.500	8.100		14.600
34	367	GISI Roman	SUI	5.600	8.966		14.566
35	216	PURVIS Daniel	GBR	6.200	8.333		14.533
36	201	GONZALEZ Fabian	ESP	6.300	8.233		14.533
37	159	TENG Haibin	CHN	6.600	7.933		14.533
38	370	BUCHER Pascal	SUI	5.600	8.900		14.500
39	120	LEIMLEHNER Fabian	AUT	5.800	8.700		14.500
40	356	KHOROKHORDIN Sergey	RUS	6.200	8.300		14.500
41	218	SEAGER Theo	GBR	5.700	8.766		14.466
42	403	FUENTES Jose Luis	VEN	6.200	8.266		14.466
43	210	TOMMASONE Cyril	FRA	5.700	8.750		14.450

RESULTS MEN'S QUALIFICATION

MON 18 OCT 2010 - 9:00



Rank	Bib	Name	NOC Code	D Score	E Score	Pen	Total
44	145	YANEV Filip	BUL	6.200	8.241		14.441
45	118	WIWATOWSKI Luke	AUS	6.100	8.333		14.433
46	368	GROVES Daniel	SUI	5.800	8.600		14.400
47	212	WILLIG Arnaud	FRA	5.900	8.500		14.400
48	198	MUNOZ Sergio	ESP	5.900	8.466		14.366
49	369	BRAEGGER Pablo	SUI	5.600	8.733		14.333
50	331	ALMEIDA CAMPOS M.	POR	5.700	8.633		14.333
51	440	CHERKASOV Andrey	RUS	5.700	8.633		14.333
52	361	PAKHOMENKO Igor	RUS	6.100	8.233		14.333
53	342	RIVERA Luis	PUR	6.100	8.200		14.300
54	393	LEGENDRE Steven	USA	5.800	8.466		14.266
55	343	RODRIGUEZ Alexander	PUR	6.000	8.233		14.233
56	199	SAN MIGUEL Ivan	ESP	5.600	8.600		14.200
57	269	BUSNARI Alberto	ITA	5.700	8.500		14.200
58	267	OTTAVI Paolo	ITA	5.700	8.500		14.200
59	211	CARANOBÉ Benoît	FRA	5.500	8.666		14.166
60	351	BUIDOSO Ovidiu	ROU	6.000	8.166		14.166
61	232	MARAS Vlasios	GRE	6.400	7.766		14.166
62	154	LUKENCHUK Jayd	CAN	5.800	8.333		14.133
63	309	DEURLOO Bart	NED	5.900	8.233		14.133
64	163	GIRALDO LOPEZ J.	COL	5.900	8.233		14.133
65	151	GAFUIK Nathan	CAN	6.400	7.733		14.133
66	115	PICHLER Thomas	AUS	5.300	8.800		14.100
67	138	BRENTANO RODRIGUES	BRA	6.200	7.900		14.100
68	219	PANTELEYMONOV Ruslan	GBR	5.300	8.766		14.066
69	139	BARRETTO JUNIOR F.	BRA	5.400	8.666		14.066
70	142	NOGUEIRA Danilo	BRA	5.400	8.666		14.066
71	442	SUPRUN Oleksandr	UKR	5.500	8.566		14.066
72	155	IKEDA Kenneth	CAN	5.600	8.466		14.066
73	297	TREILOVS Dmitrijs	LAT	5.600	8.466		14.066
74	283	YERIMBETOV Yernar	KAZ	5.600	8.466		14.066
75	395	WYNN Brandon	USA	5.700	8.366		14.066
76	444	FAHRIG Matthias	GER	5.900	8.166		14.066
77	134	KASPIAROVICH Dzmitry	BLR	5.500	8.533		14.033
78	268	TAMIAZZO Mattia	ITA	5.800	8.233		14.033
79	265	POZZO Enrico	ITA	5.900	8.133		14.033
80	128	VERBAEYS Jimmy	BEL	5.200	8.808		14.008
81	113	JEFFERIS Joshua	AUS	5.200	8.800		14.000
82	264	MORANDI Matteo	ITA	5.300	8.700		14.000
83	225	TARANU Thomas	GER	5.500	8.500		14.000
84	328	LIS Przemyslaw	POL	5.100	8.866		13.966
85	334	LOY DA GRACA B.	POR	5.600	8.366		13.966
86	176	KONECNY Martin	CZE	5.800	8.166		13.966

RESULTS MEN'S QUALIFICATION

MON 18 OCT 2010 - 9:00



Rank	Bib	Name	NOC Code	D Score	E Score	Pen	Total
87	143	SASAKI JUNIOR Sergio	BRA	6.300	7.666		13.966
88	315	HAAVERSTAD M.	NOR	5.200	8.733		13.933
89	147	BATINKOV Aleksandar	BUL	5.900	8.033		13.933
90	133	TSAREVICH Aliaksandr	BLR	6.100	7.833		13.933
91	114	OFFORD Samuel	AUS	5.100	8.800		13.900
92	230	KAILIDIS Charalampos	GRE	5.700	8.200		13.900
93	107	MARTINEZ ERAZUN O.	ARG	5.200	8.666		13.866
94	341	RAMOS RIVERA Angel	PUR	5.900	7.966		13.866
95	197	CARBALLO Manuel	ESP	6.000	7.866		13.866
96	262	GOFMAN Pavel	ISR	5.500	8.333		13.833
97	434	HA Changju	KOR	6.000	7.833		13.833
98	281	VALEIEV Ildar	KAZ	5.200	8.600		13.800
99	228	LYMPANOVNOS Christos	GRE	5.500	8.300		13.800
100	135	BYKAU Artsiom	BLR	5.000	8.766		13.766
101	132	SAVITSKI Dzmitry	BLR	5.600	8.166		13.766
102	140	FOURO DA SILVA P.	BRA	5.800	7.966		13.766
103	239	MIHOK Adam	HUN	5.000	8.733		13.733
104	413	PHUOC HUNG Pham	VIE	5.400	8.333		13.733
105	156	GONZALEZ SEPULVEDA	CHI	5.500	8.233		13.733
106	305	SOSA ABARCA Luis	MEX	5.600	8.133		13.733
107	352	BATAGA Cristian Ioan	ROU	5.700	8.033		13.733
108	350	KOCZI Flavius	ROU	6.000	7.733		13.733
109	377	HSU Ping Chien	TPE	4.900	8.800		13.700
110	311	BLETTERMAN Michel	NED	5.200	8.500		13.700
111	173	BREZ Marko	CRO	5.500	8.200		13.700
112	131	TOEBACK Jonas	BEL	5.000	8.666		13.666
113	127	NEUTELEERS Thomas	BEL	5.100	8.566		13.666
114	320	HENNIN James	NZL	4.600	9.033		13.633
115	129	THYS Tomas	BEL	5.200	8.433		13.633
116	157	CHEN Yibing	CHN	5.400	8.233		13.633
117	300	PALGEN Sascha	LUX	5.600	8.033		13.633
118	149	VALCHEV Velislav	BUL	5.700	7.933		13.633
119	234	SHEK Wai Hung	HKG	6.000	7.633		13.633
120	316	HANCHE-OLSEN Joachim	NOR	5.400	8.200		13.600
121	238	NYERS Csaba	HUN	5.500	8.100		13.600
122	121	KRANZLMUELLER Lukas	AUT	5.100	8.466		13.566
123	241	HIDVEGI Vid	HUN	5.200	8.366		13.566
124	108	CORDOBA Nicolas	ARG	5.300	8.266		13.566
125	400	OSIMOV Ravshanbek	UZB	4.900	8.633		13.533
126	324	PENG Patrick	NZL	4.900	8.633		13.533
127	429	KEKELOS Stavros	GRE	5.000	8.533		13.533
128	178	SMEJKAL Petr	CZE	4.900	8.600		13.500
129	298	GUSCINAS Rokas	LTU	5.100	8.400		13.500

RESULTS MEN'S QUALIFICATION

MON 18 OCT 2010 - 9:00



Rank	Bib	Name	NOC Code	D Score	E Score	Pen	Total
130	280	KOZHAKOV Nurtas	KAZ	5.200	8.300		13.500
131	259	ARONOVICH Felix	ISR	5.500	7.966		13.466
132	204	KUUSELA Ilkka	FIN	4.600	8.833		13.433
133	340	RAMOS Tommy	PUR	5.600	7.833		13.433
134	117	WADSWORTH Luke	AUS	4.700	8.725		13.425
135	106	MOLINARI Federico	ARG	4.800	8.583		13.383
136	186	WINTHER Joachim	DEN	4.700	8.675		13.375
137	167	CASTELLANOS GARCIA	COL	4.900	8.466		13.366
138	130	GENTGES Gilles	BEL	4.900	8.466		13.366
139	288	KIM Soo Myun	KOR	5.800	7.566		13.366
140	345	ALDAYANI Ahmed	QAT	5.200	8.133		13.333
141	164	CALVO MORENO J.	COL	5.900	7.433		13.333
142	372	STENBERG Mans	SWE	5.000	8.300		13.300
143	396	FOKIN Anton	UZB	5.500	7.800		13.300
144	401	SHAULOV Eduard	UZB	4.400	8.866		13.266
145	335	MARTINS Ricardo	POR	4.800	8.466		13.266
146	237	KALLAI Zoltan	HUN	5.500	7.766		13.266
147	436	VAN MINDE Carlo	NED	5.500	7.766		13.266
148	365	CAPELLI Claudio	SUI	6.000	7.266		13.266
149	410	HOANG Cuong	VIE	4.600	8.600		13.200
150	190	EL SAHARTY M.	EGY	5.200	8.000		13.200
151	177	BOLTAR Michal	CZE	5.000	8.166		13.166
152	381	HUANG Sheng Meng	TPE	4.500	8.641		13.141
153	123	SCHWAB Matthias	AUT	5.000	8.133		13.133
154	258	SHATILOV Alexander	ISR	5.500	7.633		13.133
155	286	SIN Seob	KOR	5.800	7.333		13.133
156	208	NIVA Heikki	FIN	4.400	8.700		13.100
157	125	SHIKHALIYEV Shakir	AZE	4.500	8.600		13.100
158	137	BULAUSKI Pavel	BLR	4.600	8.500		13.100
159	317	JANSEN Espen Inge	NOR	5.000	8.100		13.100
160	188	DE LEON DE JESUS J.	DOM	5.800	7.300		13.100
161	191	AHMED A.	EGY	4.900	8.166		13.066
162	252	KHODADADITIRKOLAEI	IRI	4.900	8.166		13.066
163	318	SKJERAHAUG Stian	NOR	5.200	7.866		13.066
164	278	GORBACHEV Stepan	KAZ	5.600	7.466		13.066
165	306	TORRES LAVEAGA Aldo	MEX	5.500	7.558		13.058
166	303	LOPEZ VIANA Santiago	MEX	5.300	7.733		13.033
167	279	KORNEV Ilya	KAZ	5.400	7.600		13.000
168	378	CHEN Chih Yu	TPE	4.200	8.766		12.966
169	322	KOUDINOV Mikhail	NZL	4.300	8.666		12.966
170	411	TRUONG Minh Sang	VIE	4.900	8.066		12.966
171	406	PARRA MARANA Johnny	VEN	5.000	7.966		12.966
172	200	GOMEZ FUERTES Javier	ESP	5.400	7.566		12.966

RESULTS MEN'S QUALIFICATION

MON 18 OCT 2010 - 9:00



Rank	Bib	Name	NOC Code	D Score	E Score	Pen	Total
173	353	BUCUR Adrian	ROU	5.600	7.366		12.966
174	397	MASHARIPOV Otabek	UZB	4.900	8.016		12.916
175	174	BARON Matija	CRO	4.600	8.300		12.900
176	326	KIERZKOWSKI Adam	POL	4.900	8.000		12.900
177	255	CARSON Luke	IRL	4.900	8.000		12.900
178	417	SANLI Ozgur	TUR	5.100	7.800		12.900
179	146	PENEV Eddie	BUL	5.400	7.500		12.900
180	229	DOULKERIDIS Michail	GRE	5.500	7.400		12.900
181	124	DYRMISHI Xheni	AUT	4.000	8.866		12.866
182	330	LABUTIN Maciej	POL	4.300	8.566		12.866
183	418	ARICAN Ferhat	TUR	4.600	8.258		12.858
184	165	LUGO SICHACA D.	COL	5.800	7.000		12.800
185	184	PURGE Florin	DEN	4.900	7.883		12.783
186	169	UDE Filip	CRO	5.500	7.266		12.766
187	409	HA THANH Nguyen	VIE	4.000	8.733		12.733
188	382	TU Yu Chen	TPE	4.800	7.933		12.733
189	323	PALMER Matthew	NZL	4.000	8.700		12.700
190	332	PALMA SIMOES Gustavo	POR	5.200	7.500		12.700
191	304	MONREAL HERNANDEZ M.	MEX	5.300	7.400		12.700
192	183	WINDFELD - HELLSTEN	DEN	4.600	8.066		12.666
193	194	ADEL IBRAHIM Ahmed	EGY	4.300	8.333		12.633
194	110	LOMPIZANO J.	ARG	4.800	7.833		12.633
195	407	VELOZ PEREZ X.	VEN	5.200	7.433		12.633
196	415	SAMILOGLU Umit	TUR	5.600	7.033		12.633
197	261	KHAMUDIS Alexander	ISR	5.200	7.400		12.600
198	257	O'DONNELL Anthony	IRL	3.900	8.683		12.583
199	347	ALSADI Mahmood	QAT	4.900	7.633		12.533
200	203	HARJU Jarkko	FIN	4.200	8.300		12.500
201	313	CONRADI Marcus	NOR	4.000	8.466		12.466
202	171	BOROSA Filip	CRO	3.800	8.633		12.433
203	349	DRAGULESCU Marian	ROU	5.700	6.733		12.433
204	416	AKKAVAK Muhammed	TUR	4.700	7.700		12.400
205	387	STEPKO Oleg	UKR	5.100	7.266		12.366
206	111	BARRIONUEVO Martin	ARG	4.200	8.133		12.333
207	376	KAERPANYA Woranad	THA	4.500	7.833		12.333
208	408	DANG Nam	VIE	3.700	8.566		12.266
209	180	BOMER Jiri	CZE	3.200	9.000		12.200
210	380	CHEN Szu Chieh	TPE	4.200	8.000		12.200
211	254	AZAMI Amir	IRI	4.400	7.766		12.166
212	299	IZMODENOV Jevgenij	LTU	5.200	6.966		12.166
213	166	BROCHERO GARY J.	COL	4.100	8.033		12.133
214	399	OLUSHEV Ivan	UZB	3.900	8.166		12.066
215	374	CHOKPAOUMPAI Weena	THA	3.900	8.133		12.033

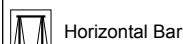
RESULTS MEN'S QUALIFICATION

MON 18 OCT 2010 - 9:00



Rank	Bib	Name	NOC Code	D Score	E Score	Pen	Total
216	333	ALMEIDA Simao	POR	4.800	7.233		12.033
217	249	ZEYGHAMI Younes	IRI	5.300	6.600		11.900
218	319	FIELD Brandon	NZL	3.900	7.966		11.866
219	192	MOHAMED KHALED M.	EGY	4.200	7.666		11.866
220	405	MANAMA CASTILLO J.	VEN	4.500	7.333		11.833
221	148	VOVK Yaroslav	BUL	4.500	7.266		11.766
222	240	VLACSIL Attila	HUN	4.800	6.966		11.766
223	206	VEKKI Sakari	FIN	3.500	8.200		11.700
224	292	ABDULRADA Abdullah	KUW	3.400	8.266		11.666
225	103	HACIB Oualid	ALG	3.700	7.966		11.666
226	373	SIMONEN Toni	SWE	4.900	6.766		11.666
227	291	ALI Mohammad	KUW	2.700	8.900		11.600
228	189	SROUR Mohamed Sayed	EGY	3.900	7.666		11.566
229	253	RAMEZANPOUR Mohammad	IRI	4.600	6.933		11.533
230	256	BEHAN Kieran	IRL	3.900	7.600		11.500
231	207	LEINONEN Markku	FIN	3.100	8.300		11.400
232	250	KHENARINEZHAD Hadi	IRI	4.000	7.300		11.300
233	260	SHAHAM Noam	ISR	4.900	6.400		11.300
234	375	KAEWpanya Rartchawat	THA	4.200	7.066		11.266
235	270	AL ASI Ali	JOR	4.600	6.600		11.200
236	329	HULBOJ Kamil	POL	4.100	7.033		11.133
237	355	MAKINGS Michael	RSA	4.000	6.933		10.933
238	293	ALOTHMAN Naser	KUW	2.900	8.000		10.900
239	426	VESELY Jiri	CZE	3.400	7.333		10.733
240	388	YAKUBOVSKYI O.	UKR	4.500	6.033		10.533
241	105	METIDJI Hellal	ALG	3.500	6.833		10.333
242	185	FUGLSIG Joao	DEN	2.700	7.400		10.100
243	294	ALSAFFAR Ali	KUW	2.900	7.166		10.066
244	235	NG Kiu Chung	HKG	2.100	7.900		10.000
245	195	FIALLOS ORELLANA R.	ESA	2.900	6.800		9.700

Legend:
D Panel Difficulty judges **E** Panel Execution judges **Pen** Penalty **Q** Qualified for Horizontal Bar Final **R** Reserve for Horizontal Bar Final



LIST OF QUALIFIERS
MEN'S INDIVIDUAL ALL-AROUND FINAL

FRI 22 OCT 2010 - 16:00

Qualifying Order	Bib	Name	NOC Code	Qualification Score	Qual. Rank
1	272	UCHIMURA Kohei	JPN	92.231	(1)
2	222	BOY Philipp	GER	90.156	(2)
3	161	LU Bo	CHN	89.639	(3)
4	392	HORTON Jonathan	USA	89.598	(4)
5	216	PURVIS Daniel	GBR	89.498	(5)
6	284	YOO Won Chul	KOR	89.423	(6)
7	350	KOCZI Flavius	ROU	89.398	(7)
8	356	KHOROKHORDIN Sergey	RUS	89.241	(8)
9	159	TENG Haibin	CHN	89.181	(9)
10	217	HUNTER Samuel	GBR	89.090	(10)
11	384	KUKSENKOV Mykola	UKR	88.831	(11)
12	394	LEYVA Danell	USA	88.757	(12)
13	274	UEMATSU Koji	JPN	88.698	(13)
14	342	RIVERA Luis	PUR	88.299	(14)
15	358	DEVYATOVSKIY Maxim	RUS	87.731	(18)
16	226	SPIRIDONOV Evgenij	GER	87.631	(20)
17	210	TOMMASONI Cyril	FRA	87.415	(22)
18	258	SHATILOV Alexander	ISR	87.339	(23)
19	156	GONZALEZ SEPULVEDA E.	CHI	87.215	(24)
20	198	MUNOZ Sergio	ESP	87.099	(25)
21	344	VARGAS VELAZQUEZ Luis	PUR	86.982	(26)
22	132	SAVITSKI Dzmitry	BLR	86.932	(27)
23	396	FOKIN Anton	UZB	86.899	(28)
24	288	KIM Soo Myun	KOR	86.790	(29)
Reserves					
R1	281	VALEIEV Ildar	KAZ	86.431	(31)
R2	163	GIRALDO LOPEZ Jorge Hugo	COL	86.331	(32)
R3	113	JEFFERIS Joshua	AUS	86.232	(34)
R4	151	GAFUIK Nathan	CAN	86.232	(35)

Legend:

Qual. Qualification Rx Reserve for All-Around Final

LIST OF QUALIFIERS MEN'S APPARATUS FINALS

SAT 23 OCT 2010 - 13:00



Qualifying Order	Bib	Name	NOC Code	Qual. Score
1	231	KOSMIDIS Eleftherios	GRE	15.466
2	258	SHATILOV Alexander	ISR	15.308
3	216	PURVIS Daniel	GBR	15.266
4	393	LEGENDRE Steven	USA	15.233
5	146	PENEV Eddie	BUL	15.066
6	350	KOCZI Flavius	ROU	15.000
7	213	BOUHAIL Thomas	FRA	14.966
8	272	UCHIMURA Kohei	JPN	14.966
Reserves				
R1	156	GONZALEZ SEPULVEDA E.	CHI	14.933
R2	202	BOTELLA PEREZ Isaac	ESP	14.866
R3	115	PICHLER Thomas	AUS	14.825

Qualifying Order	Bib	Name	NOC Code	Qual. Score
1	242	BERKI Krisztian	HUN	15.900
2	116	SELLATHURAI Prashanth	AUS	15.566
3	210	TOMMASONE Cyril	FRA	15.500
4	169	UDE Filip	CRO	15.500
5	126	TRUYENS Donna Donny	BEL	15.416
6	362	BERTONCELJ Saso	SLO	15.400
7	112	MERDINYAN Harutyum	ARM	15.333
8	220	SMITH Louis	GBR	15.300
Reserves				
R1	170	SELIGMAN Robert	CRO	15.200
R2	277	NAKASHIMA Tatsuki	JPN	15.166
R3	269	BUSNARI Alberto	ITA	15.166



Qualifying Order	Bib	Name	NOC Code	Qual. Score
1	157	CHEN Yibing	CHN	15.966
2	160	YAN Mingyong	CHN	15.700
3	273	YAMAMURO Koji	JPN	15.633
4	264	MORANDI Matteo	ITA	15.500
5	284	YOO Won Chul	KOR	15.466
6	378	CHEN Chih Yu	TPE	15.466
7	276	KOBAYASHI Kenya	JPN	15.433
8	199	SAN MIGUEL Ivan	ESP	15.400
Reserves				
R1	395	WYNN Brandon	USA	15.400
R2	266	ANGIOLETTI Matteo	ITA	15.366
R3	225	TARANU Thomas	GER	15.266

Qualifying Order	Bib	Name	NOC Code	Qual. Score
1	360	GOLOTSUTSKOV Anton	RUS	16.475
2	134	KASPIAROVICH Dzmitry	BLR	16.433
3	213	BOUHAIL Thomas	FRA	16.366
4	289	YANG Hak Seon	KOR	16.266
5	350	KOCZI Flavius	ROU	16.266
6	389	ISAYEV Andriy	UKR	16.233
7	307	WAMMES Jeffrey	NED	16.216
8	342	RIVERA Luis	PUR	16.133
Reserves				
R1	273	YAMAMURO Koji	JPN	16.116
R2	388	YAKUBOVSKYI Oleksandr	UKR	16.083
R3	205	TUUHA Tomi	FIN	16.016



Qualifying Order	Bib	Name	NOC Code	Qual. Score
1	158	FENG Zhe	CHN	15.866
2	159	TENG Haibin	CHN	15.633
3	224	HAMBUECHEN Fabian	GER	15.433
4	274	UEMATSU Koji	JPN	15.400
5	326	KIERZKOWSKI Adam	POL	15.366
6	272	UCHIMURA Kohei	JPN	15.366
7	371	PIASECKY Samuel	SVK	15.366
8	281	VALEIEV Ildar	KAZ	15.366
Reserves				
R1	308	ZONDERLAND Epke	NED	15.333
R2	222	BOY Philipp	GER	15.258
R3	365	CAPELLI Claudio	SUI	15.241

Qualifying Order	Bib	Name	NOC Code	Qual. Score
1	162	ZHANG Chenglong	CHN	15.766
2	274	UEMATSU Koji	JPN	15.733
3	224	HAMBUECHEN Fabian	GER	15.700
4	394	LEYVA Danell	USA	15.633
5	222	BOY Philipp	GER	15.566
6	390	BROOKS Christopher	USA	15.500
7	308	ZONDERLAND Epke	NED	15.325
8	158	FENG Zhe	CHN	15.266
Reserves				
R1	172	MOZNIK Marijo	CRO	15.233
R2	307	WAMMES Jeffrey	NED	15.166
R3	285	KIM Jihoon	KOR	15.166

Legend:

Qual. Qualification

Rx Reserve



Floor



Pommel Horse



Rings



Vault



Parallel Bars



Horizontal Bar

RESULTS
MEN'S FLOOR EXERCISE FINAL

SAT 23 OCT 2010 - 13:00



Rank	Bib	Name	NOC Code	D Score	E Score	Pen	Total
1	231	KOSMIDIS Eleftherios	GRE	6.600	9.100		15.700
2	272	UCHIMURA Kohei	JPN	6.500	9.033		15.533
3	216	PURVIS Daniel	GBR	6.500	8.866		15.366
4	258	SHATILOV Alexander	ISR	6.400	8.933		15.333
5	213	BOUHAIL Thomas	FRA	6.100	9.100		15.200
6	146	PENEV Eddie	BUL	6.600	8.566	0.1	15.066
6	350	KOCZI Flavius	ROU	6.200	8.866		15.066
8	393	LEGENDRE Steven	USA	6.300	7.300		13.600

Legend:

D Panel Difficulty judges

E Panel Execution judges

Pen Penalty

 Floor

RESULTS
MEN'S POMMEL HORSE FINAL

SAT 23 OCT 2010 - 14:25



Rank	Bib	Name	NOC Code	D Score	E Score	Pen	Total
1	242	BERKI Krisztian	HUN	6.700	9.133		15.833
2	220	SMITH Louis	GBR	6.900	8.833		15.733
3	116	SELLATHURAI P.	AUS	6.600	8.966		15.566
4	210	TOMMASONE Cyril	FRA	6.500	8.933		15.433
5	169	UDE Filip	CRO	6.300	9.016		15.316
6	112	MERDINYAN Harutyum	ARM	6.400	8.766		15.166
7	126	TRUYENS Donna Donny	BEL	5.600	8.533		14.133
8	362	BERTONCELJ Saso	SLO	6.200	7.733		13.933

Legend:

D Panel Difficulty judges

E Panel Execution judges

Pen Penalty



Pommel Horse

RESULTS
MEN'S RINGS FINAL

SAT 23 OCT 2010 - 15:50



Rank	Bib	Name	NOC Code	D Score	E Score	Pen	Total
1	157	CHEN Yibing	CHN	6.800	9.100		15.900
2	160	YAN Mingyong	CHN	6.800	8.900		15.700
3	264	MORANDI Matteo	ITA	6.700	8.966		15.666
4	273	YAMAMURO Koji	JPN	6.700	8.800		15.500
5	284	YOO Won Chul	KOR	6.600	8.833		15.433
6	199	SAN MIGUEL Ivan	ESP	6.500	8.833		15.333
7	276	KOBAYASHI Kenya	JPN	6.400	8.900		15.300
8	378	CHEN Chih Yu	TPE	6.700	8.566		15.266

Legend:

D Panel Difficulty judges

E Panel Execution judges

Pen Penalty



Rings

RESULTS
MEN'S VAULT FINAL

SUN 24 OCT 2010 - 14:00



Rank	Bib	Name	NOC Code	Vault	D Score	E Score	Pen	Vault	Total
1	213	BOUHAIL Thomas	FRA	1	7.000	9.366		16.366	16.449
				2	7.000	9.533		16.533	
2	360	GOLOTSUTSKOV Anton	RUS	1	7.000	9.433		16.433	16.366
				2	7.000	9.300		16.300	
3	134	KASPIAROVICH Dzmitry	BLR	1	7.000	9.233		16.233	16.316
				2	7.000	9.400		16.400	
4	289	YANG Hak Seon	KOR	1	7.000	9.400		16.400	16.266
				2	7.000	9.133		16.133	
5	350	KOCZI Flavius	ROU	1	7.000	9.233		16.233	16.208
				2	7.000	9.183		16.183	
6	389	ISAYEV Andriy	UKR	1	6.600	9.266		15.866	16.049
				2	7.000	9.233		16.233	
7	342	RIVERA Luis	PUR	1	6.600	9.375		15.975	15.945
				2	6.600	9.316		15.916	
8	307	WAMMES Jeffrey	NED	1	6.800	9.300	0.1	16.000	15.750
				2	6.600	8.900		15.500	

Legend:

D Panel Difficulty judges

E Panel Execution judges

Pen Penalty

 Vault

RESULTS
MEN'S PARALLEL BARS FINAL

SUN 24 OCT 2010 - 15:25



Rank	Bib	Name	NOC Code	D Score	E Score	Pen	Total
1	158	FENG Zhe	CHN	6.700	9.266		15.966
2	159	TENG Haibin	CHN	6.400	9.216		15.616
3	272	UCHIMURA Kohei	JPN	6.400	9.100		15.500
4	224	HAMBUECHEN Fabian	GER	6.300	9.066		15.366
5	274	UEMATSU Koji	JPN	6.500	8.733		15.233
6	326	KIERZKOWSKI Adam	POL	6.000	9.200		15.200
7	281	VALEIEV Ildar	KAZ	6.900	8.283		15.183
8	371	PIASECKY Samuel	SVK	6.300	8.866		15.166

Legend:

D Panel Difficulty judges

E Panel Execution judges

Pen Penalty



Parallel Bars

RESULTS
MEN'S HORIZONTAL BAR FINAL

SUN 24 OCT 2010 - 16:50



Rank	Bib	Name	NOC Code	D Score	E Score	Pen	Total
1	162	ZHANG Chenglong	CHN	7.500	8.666		16.166
2	308	ZONDERLAND Epke	NED	7.300	8.733		16.033
3	224	HAMBUECHEN Fabian	GER	7.100	8.866		15.966
4	222	BOY Philipp	GER	7.300	8.533		15.833
5	394	LEYVA Danell	USA	7.100	8.566		15.666
6	390	BROOKS Christopher	USA	6.600	8.783		15.383
7	158	FENG Zhe	CHN	6.600	8.566		15.166
8	274	UEMATSU Koji	JPN	7.200	6.800		14.000

Legend:

D Panel Difficulty judges

E Panel Execution judges







Pen Penalty



Horizontal Bar







RESULTS MEN'S TEAM FINAL

THU 21 OCT 2010 - 17:00

Rank	Bib	NOC Name							Total	Ind. Ran					
1		CHN - China													
	157	CHEN Yibing			16.000	15.866			31.866	(31)					
	158	FENG Zhe	14.700			16.100	15.900	15.133	61.833	(10)					
	159	TENG Haibin		15.466			15.633	15.000	46.099	(17)					
	160	YAN Mingyong		13.200	15.600				28.800	(42)					
	161	LU Bo	14.700	14.433	15.200	16.033	15.200		75.566	(4)					
	162	ZHANG Chenglong	14.933					15.900	30.833	(37)					
		Total	44.333	(1)	43.099	(6)	46.800	(1)	47.999	(3)	46.733	(1)	46.033	(3)	274.997
2		JPN - Japan													
	272	UCHIMURA Kohei	15.266	14.733		16.250	15.633	15.133	77.015	(2)					
	273	YAMAMURO Koji			15.366	16.400			31.766	(32)					
	274	UEMATSU Koji	14.766			15.533	15.533	16.033	61.865	(9)					
	275	TANAKA Kazuhito			14.166		15.458	14.433	44.057	(20)					
	276	KOBAYASHI Kenya		14.800	15.000				29.800	(39)					
	277	NAKASHIMA Tatsuki	14.166	15.100					29.266	(40)					
		Total	44.198	(2)	44.633	(1)	44.532	(4)	48.183	(1)	46.624	(2)	45.599	(4)	273.769
3		GER - Germany													
	222	BOY Philipp	14.866	14.566	14.658	16.166	15.400	15.800	91.456	(1)					
	224	HAMBUECHEN Fabian			14.933		15.333	15.933	46.199	(16)					
	225	TARANU Thomas			15.266				15.266	(45)					
	226	SPIRIDONOV Evgenij	14.100	13.600				14.366	42.066	(28)					
	227	KRIMMER Sebastian		14.966		15.533	14.600		45.099	(18)					
	444	FAHRIG Matthias	15.066			16.100			31.166	(34)					
		Total	44.032	(3)	43.132	(5)	44.857	(2)	47.799	(5)	45.333	(3)	46.099	(2)	271.252
4		USA - United States													
	390	BROOKS Christopher		13.466		15.833	15.116	15.533	59.948	(11)					
	391	CAMERON Christopher		13.100	13.800				26.900	(43)					
	392	HORTON Jonathan	14.000		15.500	15.500	15.200	15.633	75.833	(3)					
	393	LEGENDRE Steven	15.266			16.233			31.499	(33)					
	394	LEYVA Danell		13.466			14.700	15.833	43.999	(21)					
	395	WYNN Brandon	14.300		15.533				29.833	(38)					
		Total	43.566	(4)	40.032	(8)	44.833	(3)	47.566	(6)	45.016	(4)	46.999	(1)	268.012
5		FRA - France													
	209	SABOT Hamilton		14.266	14.400		15.075	14.900	58.641	(13)					
	210	TOMMASONE Cyril	12.766	15.466			14.808		43.040	(24)					
	212	WILLIG Arnaud		13.866	14.633	15.258	14.600	13.733	72.090	(8)					
	213	BOUHAIL Thomas	14.833			16.066			30.899	(36)					
	214	DA SILVA Gael	14.533		14.366	15.033		14.866	58.798	(12)					
		Total	42.132	(7)	43.598	(4)	43.399	(6)	46.357	(8)	44.483	(6)	43.499	(5)	263.468







RESULTS MEN'S TEAM FINAL

THU 21 OCT 2010 - 17:00

Rank	Bib	NOC Name							Total	Ind. Ran
6 RUS - Russia										
	356	KHOROKHORDIN Sergey		14.233	14.866		14.900	13.533	57.532	(15)
	358	DEVYATOVSKIY Maxim	14.466		15.233		14.966	13.300	57.965	(14)
	359	BELYAVSKIY David	13.100	14.800		15.700	14.700	14.433	72.733	(7)
	360	GOLOTSUTSKOV Anton	14.900			16.133			31.033	(35)
	361	PAKHOMENKO Igor		14.566	14.275				28.841	(41)
	440	CHERKASOV Andrey				15.066			15.066	(46)
		Total	42.466 (5)	43.599 (3)	<u>44.374</u> (5)	46.899 (7)	44.566 (5)	41.266 (8)	263.170	
7 GBR - Great Britain										
	215	THOMAS Kristian	13.200		14.333			14.333	41.866	(30)
	216	PURVIS Daniel	14.850	13.533		15.933	14.766	14.233	73.315	(6)
	217	HUNTER Samuel		14.566			13.566	14.100	42.232	(27)
	218	SEAGER Theo	13.725		13.266	15.900			42.891	(25)
	219	PANTELEYMONOV Ruslan			14.333	16.066	14.600		44.999	(19)
	220	SMITH Louis		15.800					15.800	(44)
		Total	41.775 (8)	<u>43.899</u> (2)	41.932 (8)	47.899 (4)	42.932 (8)	42.666 (6)	261.103	
8 KOR - Korea										
	284	YOO Won Chul			14.883		14.600	12.466	41.949	(29)
	285	KIM Jihoon	14.100	13.133				15.308	42.541	(26)
	286	SIN Seob			14.100				14.100	(47)
	288	KIM Soo Myun	14.833	13.500		15.833	14.566	14.866	73.598	(5)
	289	YANG Hak Seon	13.500		13.666	16.666			43.832	(23)
	434	HA Changju		14.466		15.633	13.833		43.932	(22)
		Total	42.433 (6)	41.099 (7)	42.649 (7)	<u>48.132</u> (2)	42.999 (7)	42.640 (7)	259.952	







Note:
Underlined

Legend:
Ind. Individual

 Floor
  Pommel Horse
  Rings
  Vault
  Parallel Bars
  Horizontal Bar

RESULTS MEN'S INDIVIDUAL ALL-AROUND FINAL


FRI 22 OCT 2010 - 16:00

Rank	Bib	Name	NOC Code							Total
1	272	UCHIMURA Kohei	JPN	15.566	15.000	15.133	16.266	15.300	15.066	<u>92.331</u>
2	222	BOY Philipp	GER	15.000	14.666	14.566	15.650	15.166	15.000	<u>90.048</u>
3	392	HORTON Jonathan	USA	14.866	13.833	15.366	15.566	15.200	15.033	<u>89.864</u>
4	384	KUKSENKOV Mykola	UKR	14.666	14.766	14.600	15.700	14.933	15.166	<u>89.831</u>
5	216	PURVIS Daniel	GBR	15.066	14.300	14.166	15.900	14.933	14.600	<u>88.965</u>
6	161	LU Bo	CHN	14.366	14.366	14.800	16.033	14.766	14.633	<u>88.964</u>
7	356	KHOROKHORDIN Sergey	RUS	14.433	14.466	14.933	15.466	14.066	15.300	<u>88.664</u>
8	274	UEMATSU Koji	JPN	14.566	14.200	13.733	15.566	15.533	14.800	<u>88.398</u>
9	217	HUNTER Samuel	GBR	14.433	14.966	14.033	15.600	14.700	14.633	<u>88.365</u>
10	258	SHATILOV Alexander	ISR	15.200	14.066	13.941	15.666	14.666	14.666	<u>88.205</u>
11	159	TENG Haibin	CHN	14.033	14.000	14.033	15.791	15.533	14.766	<u>88.156</u>
12	288	KIM Soo Myun	KOR	13.700	15.000	13.733	15.966	14.800	14.800	<u>87.999</u>
13	210	TOMMASONE Cyril	FRA	14.100	15.533	14.091	15.333	14.633	13.866	<u>87.556</u>
14	396	FOKIN Anton	UZB	14.083	14.466	14.133	15.683	15.133	13.933	<u>87.431</u>
15	156	GONZALEZ SEPULVEDA	CHI	15.191	13.366	14.466	15.966	14.400	13.833	<u>87.222</u>
16	350	KOCZI Flavius	ROU	14.266	13.900	14.375	16.433	14.650	13.333	<u>86.957</u>
17	226	SPIRIDONOV Evgenij	GER	14.166	14.366	14.200	15.383	14.333	14.500	<u>86.948</u>
18	394	LEYVA Danell	USA	14.733	12.900	14.325	15.666	13.566	15.666	<u>86.856</u>
19	358	DEVYATOVSKIY Maxim	RUS	14.900	11.166	15.066	16.066	15.033	14.566	<u>86.797</u>
20	132	SAVITSKI Dzmity	BLR	13.816	14.000	14.566	15.500	14.950	13.900	<u>86.732</u>
21	284	YOO Won Chul	KOR	13.633	12.500	14.825	15.500	14.866	15.066	<u>86.390</u>
22	344	VARGAS VELAZQUEZ L.	PUR	13.100	14.133	13.933	15.516	14.733	14.833	<u>86.248</u>
23	342	RIVERA Luis	PUR	14.400	14.100	14.866	15.900	12.533	13.700	<u>85.499</u>
24	198	MUNOZ Sergio	ESP	13.366	12.666	14.466	15.900	12.900	14.466	<u>83.764</u>

Note:

Underlined totals indicates starting apparatus

Legend:

 Floor
  Pommel Horse
  Rings
  Vault
  Parallel Bars
  Horizontal Bar