



























Swiss Cup Trainees 2014

Mehrzweckhalle Wallisellen



























Freitag, 31. Oktober 2014

Rangliste Länderwettkampf U16 - Mannschaft

Rang	Name	Jahrg.							Total
1	Switzerland		41.150 1	36.500 3	40.200 1	41.350 2	39.750 2	40.250 1	239.200
	Samir Serhani	SUI  1999	5.2 13.450	4.1 11.650	4.8 13.650	4.4 13.650	4.7 13.150	5.0 13.300	28.2 78.850
	Andreas Gribi	SUI  1998	4.7 12.450	4.9 13.450	4.7 13.450	4.4 13.450	4.6 12.850	4.8 13.050	28.1 78.700
	Silas Kipfer	SUI  1999	5.2 14.300	4.3 11.300	4.8 12.950	5.2 14.250		4.7 13.200	24.2 66.000
	Noe Seifert	SUI  1999	4.8 13.400	4.5 11.400	4.7 13.100		4.9 13.400		18.9 51.300
	Moreno Kratter	SUI  1998				4.4 13.200	4.8 13.200	5.4 13.750	14.6 40.150
2	Italy		39.250 3	37.700 1	39.200 2	41.850 1	40.050 1	38.450 2	236.500
	Luca Lino Garza	ITA  1998	4.5 13.300	4.3 12.950	4.4 12.900	5.2 14.350	4.1 13.200	4.1 12.700	26.6 79.400
	Davide Sborchia	ITA  1998	4.8 12.700	4.3 12.900	3.7 12.300	4.4 13.600	4.3 13.350	4.5 13.100	26.0 77.950
	Davide Porta	ITA  1998	4.8 12.500	4.4 11.300	4.5 13.500	4.4 13.550	3.9 12.950	3.9 12.650	25.9 76.450
	Lorenzo D'Anna	ITA  1998		4.7 11.850		4.4 13.900	4.7 13.500		13.8 39.250
	Stefano Patron	ITA  1999	4.5 13.250		3.7 12.800			4.0 12.500	12.2 38.550
3	Belgium		40.350 2	36.800 2	37.300 3	40.050 3	39.750 2	38.200 3	232.450
	Iliaz Pyncket	BEL  1998	4.7 13.650	4.0 11.650	4.0 12.600	4.4 13.450	4.2 12.500	4.3 13.200	25.6 77.050
	Jonas Delvael	BEL  2000	4.0 11.800	3.6 12.550	2.5 11.700	3.6 11.750	3.9 13.250	2.7 11.250	20.3 72.300
	Wouter Delanghe	BEL  2000	4.4 13.250	3.7 9.700	2.5 11.300	3.6 12.950	3.9 12.800	2.7 11.600	20.8 71.600
	Luka Van den Keybus	BEL  1997		4.4 12.600	4.0 13.000	4.4 13.650	4.7 13.700	4.7 13.400	22.2 66.350
	Aaron Blomme	BEL  1997	4.8 13.450						4.8 13.450
4	Netherlands		38.600 4	33.900 4	37.000 4	38.050 4	38.150 4	35.150 4	220.850
	Luuk Van den Broek	NED  1998	4.4 12.950	4.4 11.400	3.4 11.800	2.8 11.900	4.0 11.700	3.8 12.100	22.8 71.850
	Loran de Munck	NED  1998	4.0 12.800	3.9 11.650	3.9 12.050	3.6 11.550	3.8 12.900	2.4 10.200	21.6 71.150
	Tim Goedkoop	NED  1999	4.6 12.850	3.5 9.300	4.3 12.400	3.6 12.550	4.2 12.250	3.2 11.600	23.4 70.950
	Alex Klinkenberg	NED  1998	4.9 12.750		3.9 12.550	4.4 13.600			13.2 38.900
	Max Kooistra	NED  1998		5.0 10.850			4.2 13.000	3.1 11.450	12.3 35.300

Swiss Cup Trainees 2014
Mehrzweckhalle Wallisellen
Freitag, 31. Oktober 2014

Rangliste Länderwettkampf U16 - Mehrkampf

Rang	Name	Jahrg.							Total	
1	Luca Lino Garza	ITA 	1998	4.5 13.300 6	4.3 12.950 2	4.4 12.900 7	5.2 14.350 1	4.1 13.200 6	4.1 12.700 8	26.6 79.400
2	Samir Serhani	SUI 	1999	5.2 13.450 3	4.1 11.650 7	4.8 13.650 1	4.4 13.650 4	4.7 13.150 8	5.0 13.300 3	28.2 78.850
3	Andreas Gribi	SUI 	1998	4.7 12.450 15	4.9 13.450 1	4.7 13.450 3	4.4 13.450 9	4.6 12.850 12	4.8 13.050 7	28.1 78.700
4	Davide Sborchia	ITA 	1998	4.8 12.700 13	4.3 12.900 3	3.7 12.300 12	4.4 13.600 6	4.3 13.350 4	4.5 13.100 6	26.0 77.950
5	Iliaz Pyncket	BEL 	1998	4.7 13.650 2	4.0 11.650 7	4.0 12.600 9	4.4 13.450 9	4.2 12.500 14	4.3 13.200 4	25.6 77.050
6	Davide Porta	ITA 	1998	4.8 12.500 14	4.4 11.300 12	4.5 13.500 2	4.4 13.550 8	3.9 12.950 10	3.9 12.650 9	25.9 76.450
7	Jonas Delvael	BEL 	2000	4.0 11.800 16	3.6 12.550 5	2.5 11.700 15	3.6 11.750 15	3.9 13.250 5	2.7 11.250 15	20.3 72.300
8	Luuk Van den Broek	NED 	1998	4.4 12.950 9	4.4 11.400 10	3.4 11.800 14	2.8 11.900 14	4.0 11.700 16	3.8 12.100 11	22.8 71.850
9	Wouter Delanghe	BEL 	2000	4.4 13.250 7	3.7 9.700 15	2.5 11.300 16	3.6 12.950 12	3.9 12.800 13	2.7 11.600 12	20.8 71.600
10	Loran de Munck	NED 	1998	4.0 12.800 11	3.9 11.650 7	3.9 12.050 13	3.6 11.550 16	3.8 12.900 11	2.4 10.200 16	21.6 71.150
11	Tim Goedkoop	NED 	1999	4.6 12.850 10	3.5 9.300 16	4.3 12.400 11	3.6 12.550 13	4.2 12.250 15	3.2 11.600 12	23.4 70.950
12	Luka Van den Keybus	BEL 	1997		4.4 12.600 4	4.0 13.000 5	4.4 13.650 4	4.7 13.700 1	4.7 13.400 2	22.2 66.350
13	Silas Kipfer	SUI 	1999	5.2 14.300 1	4.3 11.300 12	4.8 12.950 6	5.2 14.250 2		4.7 13.200 4	24.2 66.000
14	Noe Seifert	SUI 	1999	4.8 13.400 5	4.5 11.400 10	4.7 13.100 4		4.9 13.400 3		18.9 51.300
15	Moreno Kratter	SUI 	1998				4.4 13.200 11	4.8 13.200 6	5.4 13.750 1	14.6 40.150
16	Lorenzo D'Anna	ITA 	1998		4.7 11.850 6		4.4 13.900 3	4.7 13.500 2		13.8 39.250
17	Alex Klinkenberg	NED 	1998	4.9 12.750 12		3.9 12.550 10	4.4 13.600 6			13.2 38.900
18	Stefano Patron	ITA 	1999	4.5 13.250 7		3.7 12.800 8			4.0 12.500 10	12.2 38.550
19	Max Kooistra	NED 	1998		5.0 10.850 14			4.2 13.000 9	3.1 11.450 14	12.3 35.300
20	Aaron Blomme	BEL 	1997	4.8 13.450 3						4.8 13.450