





Results All-Around WAG

EYOF Individual All-Around Women
Utrecht 2013



18-jul-2013

Medal group: EYOF Individual All-Around Women

Id	Name	NOC code	Rank	Total				
164	KHARENKOVA, Maria	RUS	1	54.950	13.850	13.150	14.000	13.950 *
130	JANAS, Kim	GER	2	54.950	13.950	13.650	13.950	13.400 *
127	MATTIS, Tyasha	GBR	3	54.850	14.650	13.450	13.600	13.150
126	DOWNIE, Elissa	GBR	4	54.700	14.650	12.800	13.900	13.350
165	BONDAREVA, Maria	RUS	5	54.200	13.550	13.700	14.400	12.550
123	VANHILLE, Louise	FRA	6	53.800	13.950	13.750	12.700	13.400
162	JURCA, Laura	ROU	7	53.500	14.450	12.050	13.750	13.250
175	LARSSON, Emma	SWE	8	53.400	14.050	12.350	13.700	13.300
153	THORSOTTIR, Eythora	NED	9	52.950	13.800	13.150	12.850	13.150
142	UGRIN, Tea	ITA	10	52.750	13.650	13.350	13.400	12.350
129	GRIEBER, Leah	GER	11	52.450	13.100	12.950	13.250	13.150
174	SINGMUANG, Kim	SWE	12	52.150	13.700	13.050	13.200	12.200
143	MORI, Lara	ITA	13	51.800	13.650	12.950	12.250	12.950
133	AFRATI, Argyro	GRE	14	51.700	13.550	12.500	12.800	12.850
124	MARTIN, Claire	FRA	15	51.550	12.350	12.950	13.050	13.200
152	DE GROOT, Dana	NED	16	50.600	13.350	11.700	12.350	13.200
106	VANDENHOLE, Cindy	BEL	17	50.500	13.900	12.450	12.050	12.100
109	HRYHORYEVA, Dayana	BLR	18	50.250	13.250	12.700	11.800	12.500
180	FEDOROVA, Yana	UKR	19	50.150	13.500	11.500	13.250	11.900
105	HERMANS, Rune	BEL	20	49.900	12.850	11.400	12.650	13.000
171	SIEGENTHALER, Stefanie	SUI	21	49.100	13.100	11.800	12.300	11.900
119	GAMELL VILLA, Laura	ESP	22	47.550	13.350	11.300	10.600	12.300
118	ROS VAQUER, Natalia	ESP	23	47.500	13.300	9.150	12.750	12.300
179	YILMAZ, Tulya	TUR	24	47.300	13.650	9.050	13.200	11.400

Results Teams WAG
EYOF qualification WOMEN
Utrecht 2013



17-jul-2013







Medal group: EYOF Team Competition Women

1	Russian Federation						
164	KHARENKOVA, Maria	RUS	13.950	11.750	15.050	13.850	
165	BONDAREVA, Maria	RUS	13.850	11.950	14.850	13.200	
166	KUZMINA, Victoria	RUS	0.000	13.600	13.900	0.000	
	Total (best 2):	110.300	27.800	25.550	29.900	27.050	
2	Great Britain						
126	DOWNIE, Elissa	GBR	14.800	13.100	13.750	12.650	
127	MATTIS, Tyesha	GBR	14.750	13.400	13.850	12.700	
128	TINKLER, Amy	GBR	14.600	11.550	12.900	13.400	
	Total (best 2):	109.750	29.550	26.500	27.600	26.100	
3	Romania						
161	IRIDON, Andreea	ROU	0.000	12.850	14.550	13.550	
162	JURCA, Laura	ROU	14.500	12.500	14.050	13.350	
163	ZARZU, Silvia	ROU	13.200	0.000	0.000	13.600	
	Total (best 2):	108.800	27.700	25.350	28.600	27.150	
4	France						
123	VANHILLE, Louise	FRA	13.800	13.600	13.900	12.900	
124	MARTIN, Claire	FRA	13.100	12.950	13.950	13.150	
125	LONGUEVILLE, Laura	FRA	13.050	11.650	13.300	12.500	
	Total (best 2):	107.350	26.900	26.550	27.850	26.050	
5	Italy						
141	RIZZELLI, Martina	ITA	13.900	13.250	12.650	13.100	
142	UGRIN, Tea	ITA	13.750	13.300	12.700	13.200	
143	MORI, Lara	ITA	13.700	12.750	13.600	12.900	
	Total (best 2):	106.800	27.650	26.550	26.300	26.300	
6	Sweden						
174	SINGMUANG, Kim	SWE	13.850	13.050	12.950	12.450	
175	LARSSON, Emma	SWE	14.150	13.100	12.650	13.300	
176	AYAN, Ece	SWE	13.050	11.600	12.150	11.850	
	Total (best 2):	105.500	28.000	26.150	25.600	25.750	
6	Germany						
129	GRIEBER, Leah	GER	13.000	11.950	13.500	12.650	
130	JANAS, Kim	GER	14.000	11.300	14.450	13.700	
131	SCHULZE, Nadja	GER	13.400	11.850	12.150	12.350	
	Total (best 2):	105.500	27.400	23.800	27.950	26.350	

Results Teams WAG
EYOF qualification WOMEN
Utrecht 2013






17-jul-2013

						
8	Belgium					
104	FRANSOLET, Bérengère	BEL	13.900	12.900	13.300	11.550
105	HERMANS, Rune	BEL	13.050	11.900	13.000	12.700
106	VANDENHOLE, Cindy	BEL	13.500	12.800	12.400	12.500
	Total (best 2):	104.600	27.400	25.700	26.300	25.200
9	The Netherlands					
152	DE GROOT, Dana	NED	13.400	10.750	12.700	12.900
153	THORSODOTTIR, Eythora	NED	12.500	12.650	14.150	13.050
154	TITARSOLEJ, Mara	NED	0.000	11.450	0.000	13.350
	Total (best 2):	103.250	25.900	24.100	26.850	26.400
10	Spain					
117	COLOM MARTIN, Claudia	ESP	13.550	9.900	12.750	12.300
118	ROS VAQUER, Natalia	ESP	13.100	12.000	11.850	12.350
119	GAMELL VILLA, Laura	ESP	13.750	10.650	12.550	12.100
	Total (best 2):	99.900	27.300	22.650	25.300	24.650
11	Belarus					
107	KOSHALEVA, Aliaksandra	BLR	12.300	10.500	12.500	12.050
108	KHRAMIANKOVA, Yulia	BLR	12.600	8.600	12.200	12.150
109	HRYHORYEVA, Dayana	BLR	13.450	13.100	12.950	12.350
	Total (best 2):	99.600	26.050	23.600	25.450	24.500
12	Turkey					
177	MOROVA, Ekin	TUR	12.050	9.250	10.700	11.550
178	ALTIN, Cansu	TUR	13.500	11.550	10.550	12.300
179	YILMAZ, Tutya	TUR	13.800	10.600	13.600	13.050
	Total (best 2):	99.100	27.300	22.150	24.300	25.350
13	Ukraine					
180	FEDOROVA, Yana	UKR	14.050	11.600	12.650	12.000
181	ILNYTSKA, Anastasiya	UKR	13.650	9.900	11.650	12.100
182	SAHAYDAK, Iryna	UKR	13.650	10.500	11.650	12.150
	Total (best 2):	98.350	27.700	22.100	24.300	24.250
14	Switzerland					
169	KRAUS, Michelle	SUI	12.600	10.000	12.450	11.350
170	NESURINI, Gaia	SUI	12.300	8.800	11.900	12.100
171	SIEGENTHALER, Stefanie	SUI	13.150	11.400	12.100	12.150
	Total (best 2):	95.950	25.750	21.400	24.550	24.250
15	Greece					
132	TOKA, Zoi	GRE	12.150	9.300	10.850	11.350
133	AFRATI, Argyro	GRE	13.700	12.150	12.300	13.000
	Total (best 2):	94.800	25.850	21.450	23.150	24.350

Results Teams WAG
 EYOF qualification WOMEN
 Utrecht 2013







17-jul-2013

						
16	Austria					
	101 METZLER, Erja	AUT	11.850	9.200	11.050	12.250
	102 SIRBU, Ceyda	AUT	12.600	9.850	11.100	10.950
	103 STABINGER, Jessica	AUT	13.100	12.200	10.750	11.950
	Total (best 2):	94.100	25.700	22.050	22.150	24.200
17	Slovakia					
	172 KORPOVA, Dominika	SVK	12.900	11.200	9.700	11.850
	173 KALAMAROVA, Radka	SVK	12.500	11.250	12.800	11.600
	Total (best 2):	93.800	25.400	22.450	22.500	23.450
18	Czech Republic					
	114 FIALOVA, Petra	CZE	13.000	8.950	11.200	12.300
	115 HAJKOVA, Julie	CZE	12.500	9.900	11.150	11.600
	116 MAJERECHOVA, Romana	CZE	13.000	10.250	10.400	12.000
	Total (best 2):	92.800	26.000	20.150	22.350	24.300
19	Finland					
	120 PITKANEN, Lotta	FIN	12.500	10.050	10.600	12.050
	121 SALMI, Anna	FIN	12.950	8.800	10.600	11.000
	122 SILEONI, Monica	FIN	13.400	9.500	12.350	11.700
	Total (best 2):	92.600	26.350	19.550	22.950	23.750
20	Hungary					
	134 FARKAS, Bianka	HUN	13.000	8.600	10.300	11.000
	135 KARSAL, Nikolett	HUN	12.450	9.400	11.700	10.500
	136 KERTESZ, Olivia	HUN	12.750	10.150	12.450	11.800
	Total (best 2):	92.250	25.750	19.550	24.150	22.800
21	Norway					
	155 SKREGELID, Martine	NOR	12.850	9.450	11.850	11.050
	156 NYGAARD, Dina	NOR	13.000	8.250	12.100	12.150
	Total (best 2):	90.700	25.850	17.700	23.950	23.200
22	Poland					
	157 LOPUSZANSKA, Wiktoria	POL	13.250	8.800	9.800	11.550
	158 BIEDA, Maria	POL	13.000	10.250	10.000	12.050
	159 SMOLKA, Walentyna	POL	12.850	10.700	9.000	11.300
	Total (best 2):	90.600	26.250	20.950	19.800	23.600
23	Bulgaria					
	110 DUNEV, Nicole	BUL	11.400	8.600	8.900	11.050
	111 ROMANOVA, Monika	BUL	12.400	9.250	10.050	11.250
	112 GEORGIEVA, Magdalena	BUL	12.550	9.450	11.900	12.200
	Total (best 2):	89.050	24.950	18.700	21.950	23.450

Results Teams WAG
 EYOF qualification WOMEN
 Utrecht 2013



17-jul-2013

							
24	Lithuania						
147	BLAZYTE, Gabriele	LTU	12.850	10.650	9.450	11.700	
148	OBRAZCOVA, Evelina	LTU	12.550	7.700	11.350	10.300	
	Total (best 2):	86.550	25.400	18.350	20.800	22.000	
25	Luxembourg						
149	PASTORET, Lisa	LUX	12.750	8.050	10.950	9.600	
150	TIMIS, Christelle	LUX	12.450	8.050	9.200	10.650	
151	STAAR, Cindy	LUX	12.500	9.450	11.000	10.750	
	Total (best 2):	86.100	25.250	17.500	21.950	21.400	
26	Latvia						
144	CIRCENE, Alina	LAT	11.850	4.300	10.550	11.100	
145	KURCENKO, Aleksandra	LAT	12.500	9.350	9.400	10.050	
146	GOSA, Sabine	LAT	12.750	9.100	9.300	10.650	
	Total (best 2):	85.400	25.250	18.450	19.950	21.750	
27	Iceland						
137	BERGTHORSDDOTTIR, Sigrídur Hr	ISL	12.900	8.900	10.650	11.650	
138	KRISTINSDOTTIR, Kristjana Yr	ISL	0.000	9.450	9.900	0.000	
139	SVANSDDOTTIR, Steinunn Anna	ISL	0.000	0.000	0.000	0.000	
	Total (best 2):	63.450	12.900	18.350	20.550	11.650	




Results All-Around WAG

EYOF qualification WOMEN
Utrecht 2013

17-jul-2013



Medal group: EYOF Qualification All-Around Women

Id	Name	NOC code	Rank	Total				
127	MATTIS, Tyesha	GBR	1	54.700	14.750	13.400	13.850	12.700
164	KHARENKOVA, Maria	RUS	2	54.600	13.950	11.750	15.050	13.850
162	JURCA, Laura	ROU	3	54.400	14.500	12.500	14.050	13.350
126	DOWNIE, Elissa	GBR	4	54.300	14.800	13.100	13.750	12.650
123	VANHILLE, Louise	FRA	5	54.200	13.800	13.600	13.900	12.900
165	BONDAREVA, Maria	RUS	6	53.850	13.850	11.950	14.850	13.200
130	JANAS, Kim	GER	7	53.450	14.000	11.300	14.450	13.700
175	LARSSON, Emma	SWE	8	53.200	14.150	13.100	12.650	13.300
124	MARTIN, Claire	FRA	9	53.150	13.100	12.950	13.950	13.150
143	MORI, Lara	ITA	10	52.950	13.700	12.750	13.600	12.900 *
142	UGRIN, Tea	ITA	11	52.950	13.750	13.300	12.700	13.200 *
141	RIZZELLI, Martina	ITA	12	52.900	13.900	13.250	12.650	13.100
128	TINKLER, Amy	GBR	13	52.450	14.600	11.550	12.900	13.400
153	THORSDDOTTIR, Eythora	NED	14	52.350	12.500	12.650	14.150	13.050
174	SINGMUANG, Kim	SWE	15	52.300	13.850	13.050	12.950	12.450
109	HRYHORYEVA, Dayana	BLR	16	51.850	13.450	13.100	12.950	12.350
104	FRANSOLET, Bérengère	BEL	17	51.650	13.900	12.900	13.300	11.550
106	VANDENHOLE, Cindy	BEL	18	51.200	13.500	12.800	12.400	12.500
133	AFRATI, Argyro	GRE	19	51.150	13.700	12.150	12.300	13.000
129	GRIEBER, Leah	GER	20	51.100	13.000	11.950	13.500	12.650
179	YILMAZ, Tutya	TUR	21	51.050	13.800	10.600	13.600	13.050
105	HERMANS, Rune	BEL	22	50.650	13.050	11.900	13.000	12.700
125	LONGUEVILLE, Laura	FRA	23	50.500	13.050	11.650	13.300	12.500
180	FEDOROVA, Yana	UKR	24	50.300	14.050	11.600	12.650	12.000
152	DE GROOT, Dana	NED	25	49.750	13.400	10.750	12.700	12.900 *
131	SCHULZE, Nadja	GER	26	49.750	13.400	11.850	12.150	12.350 *
118	ROS VAQUER, Natalia	ESP	27	49.300	13.100	12.000	11.850	12.350
119	GAMELL VILLA, Laura	ESP	28	49.050	13.750	10.650	12.550	12.100
171	SIEGENTHALER, Stefanie	SUI	29	48.800	13.150	11.400	12.100	12.150
176	AYAN, Ece	SWE	30	48.650	13.050	11.600	12.150	11.850
117	COLOM MARTIN, Claudia	ESP	31	48.500	13.550	9.900	12.750	12.300
173	KALAMAROVA, Radka	SVK	32	48.150	12.500	11.250	12.800	11.600
103	STABINGER, Jessica	AUT	33	48.000	13.100	12.200	10.750	11.950
182	SAHAYDAK, Iryna	UKR	34	47.950	13.650	10.500	11.650	12.150
178	ALTIN, Cansu	TUR	35	47.900	13.500	11.550	10.550	12.300
168	MRDJENOVIC, Tamara	SRB	36	47.750	13.100	10.900	11.300	12.450
113	DEREK, Ana	CRO	37	47.400	14.000	10.000	10.800	12.600
107	KOSHALEVA, Aliaksandra	BLR	38	47.350	12.300	10.500	12.500	12.050
181	ILNYTSKA, Anastasiya	UKR	39	47.300	13.650	9.900	11.650	12.100
136	KERTESZ, Olivia	HUN	40	47.150	12.750	10.150	12.450	11.800
122	SILEONI, Monica	FIN	41	46.950	13.400	9.500	12.350	11.700
169	KRAUS, Michelle	SUI	42	46.400	12.600	10.000	12.450	11.350
112	GEORGIEVA, Magdalena	BUL	43	46.100	12.550	9.450	11.900	12.200
172	KORPOVA, Dominika	SVK	44	45.650	12.900	11.200	9.700	11.850 *
116	MAJERECHOVA, Romana	CZE	45	45.650	13.000	10.250	10.400	12.000 *
108	KHRAMIANKOVA, Yulia	BLR	46	45.550	12.600	8.600	12.200	12.150
156	NYGAARD, Dina	NOR	47	45.500	13.000	8.250	12.100	12.150
114	FIALOVA, Petra	CZE	48	45.450	13.000	8.950	11.200	12.300
158	BIEDA, Maria	POL	49	45.300	13.000	10.250	10.000	12.050
155	SKREGELID, Martine	NOR	50	45.200	12.850	9.450	11.850	11.050 *
120	PITKANEN, Lotta	FIN	51	45.200	12.500	10.050	10.600	12.050 *
140	GILADI, Gaya	ISR	52	45.150	12.700	9.450	11.250	11.750 *
115	HAJKOVA, Julie	CZE	53	45.150	12.500	9.900	11.150	11.600 *
170	NESURINI, Gaia	SUI	54	45.100	12.300	8.800	11.900	12.100
147	BLAZYTE, Gabriele	LTU	55	44.650	12.850	10.650	9.450	11.700





Results All-Around WAG

EYOF qualification WOMEN
Utrecht 2013



17-jul-2013

Medal group: EYOF Qualification All-Around Women

Id	Name	NOC code	Rank	Total				
102	SIRBU, Ceyda	AUT	56	44.500	12.600	9.850	11.100	10.950
101	METZLER, Erja	AUT	57	44.350	11.850	9.200	11.050	12.250
167	KING, Sara	SLO	58	44.150	12.750	9.100	11.350	10.950
137	BERGTHORSDDOTTIR, Sigrid	ISL	59	44.100	12.900	8.900	10.650	11.650
135	KARSAI, Nikolett	HUN	60	44.050	12.450	9.400	11.700	10.500
159	SMOLKA, Walentyna	POL	61	43.850	12.850	10.700	9.000	11.300
151	STAAR, Cindy	LUX	62	43.700	12.500	9.450	11.000	10.750
132	TOKA, Zoi	GRE	63	43.650	12.150	9.300	10.850	11.350
177	MOROVA, Ekin	TUR	64	43.550	12.050	9.250	10.700	11.550
157	LOPUSZANSKA, Wiktoria	POL	65	43.400	13.250	8.800	9.800	11.550
121	SALMI, Anna	FIN	66	43.350	12.950	8.800	10.600	11.000
111	ROMANOVA, Monika	BUL	67	42.950	12.400	9.250	10.050	11.250
134	FARKAS, Bianka	HUN	68	42.900	13.000	8.600	10.300	11.000
148	OBRAZCOVA, Evelina	LTU	69	41.900	12.550	7.700	11.350	10.300
146	GOSA, Sabine	LAT	70	41.800	12.750	9.100	9.300	10.650
149	PASTORET, Lisa	LUX	71	41.350	12.750	8.050	10.950	9.600
145	KURCENKO, Aleksandra	LAT	72	41.300	12.500	9.350	9.400	10.050
161	IRIDON, Andreea	ROU	73	40.950	0.000	12.850	14.550	13.550
150	TIMIS, Christelle	LUX	74	40.350	12.450	8.050	9.200	10.650
110	DUNEV, Nicole	BUL	75	39.950	11.400	8.600	8.900	11.050
144	CIRCENE, Alina	LAT	76	37.800	11.850	4.300	10.550	11.100
166	KUZMINA, Victoria	RUS	77	27.500	0.000	13.600	13.900	0.000
163	ZARZU, Silvia	ROU	78	26.800	13.200	0.000	0.000	13.600
154	TITARSOLEJ, Mara	NED	79	24.800	0.000	11.450	0.000	13.350
138	KRISTINSDOTTIR, Kristjana	ISL	80	19.350	0.000	9.450	9.900	0.000
160	RAPOSEIRO, Sara	POR	81	19.150	12.050	7.100	0.000	0.000
139	SVANSDOTTIR, Steinunn An	ISL	82	0.000	0.000	0.000	0.000	0.000







Results All-Around MAG

EYOF Individual All-Around Men
Utrecht 2013



18-jul-2013


Medal group: EYOF Individual All-Around Men

Id	Name	NOC code	Rank	Total						
31	BEVAN Brinn	GBR	1	85.200	14.300	14.050	14.450	14.150	14.550	13.700
33	WILSON Nile	GBR	2	83.700	14.150	12.650	14.250	13.850	14.650	14.150
69	STRETOVICH, Ivan	RUS	3	82.000	14.000	13.100	13.850	13.850	14.300	12.900
7	LANDUYT Florian	BEL	4	81.800	13.450	13.600	13.200	14.550	13.900	13.100
17	GEORGIU Marios	CYP	5	81.750	13.600	13.550	13.850	13.600	13.800	13.350
41	KARDOS Botond	HUN	6	81.450	13.800	13.350	13.600	14.000	13.650	13.050
9	VROLIX Jonathan	BEL	7	80.950	14.150	13.300	13.450	14.250	13.050	12.750
55	RIJKEN Frank	NED	8	80.850	13.050	13.650	13.800	12.600	14.150	13.600
28	CLERC Remi	FRA	9	80.550	14.100	11.950	13.850	13.600	14.100	12.950
48	BARTOLINI Nicola	ITA	10	80.200	14.050	12.350	13.050	14.450	13.000	13.300
77	CORADI Sascha	SUI	11	80.150	13.700	12.650	13.150	13.650	13.600	13.400
30	HRIMECHE Zachari	FRA	12	79.800	13.700	11.850	13.250	14.100	13.900	13.000
78	PIFFNER Adrian	SUI	13	79.450	13.100	12.700	13.550	13.450	13.500	13.150
82	ONDER Ahmet	TUR	14	79.300	13.900	11.050	12.600	13.950	14.200	13.600
1	KHACHATRYAN Vigen	ARM	15	78.950	13.250	13.000	12.150	14.050	13.450	13.050
15	SRBIC Tin	CRO	16	78.850	13.750	11.950	13.250	12.900	13.700	13.300
88	PETRENKO Oleksandr	UKR	17	77.750	13.350	13.150	12.850	13.350	13.300	11.750
65	ALMEIDA Bernardo	POR	17	77.750	12.650	13.000	13.900	13.250	12.550	12.400
71	STARIKOV Valentin	RUS	19	77.450	11.850	11.650	13.800	14.150	13.950	12.050
87	GRYKO Vladyslav	UKR	20	77.350	12.050	13.450	12.950	13.200	13.050	12.650
46	MACCHINI Carlo	ITA	20	77.350	13.500	12.250	12.900	12.700	12.500	13.500
36	HAUG Vinzenz	GER	22	77.150	12.750	12.550	13.100	12.900	13.200	12.650
53	KUZMICKAS Tomas	LTU	23	75.800	13.900	11.250	13.350	12.600	12.500	12.200
34	DUNKEL Nils	GER	24	75.650	12.700	11.700	13.250	12.650	13.050	12.300

Results per apparatus
EYOF Apparatus Finals Men
Utrecht 2013




19-Jul-2013

	<i>Apparatus: Floor</i>		<i>Rank</i>	<i>Result</i>	<i>D</i>	<i>E</i>	<i>N</i>	<i>Rslt</i>
71	STARIKOV, Valentin	RUS	1	14.250	5.3	8.950	0.0	14.250
31	BEVAN, Brinn	GBR	2	14.150	5.2	8.950	0.0	14.150
53	KUZMICKAS, Tomas	LTU	3	14.150	5.5	8.650	0.0	14.150
41	KARDOS, Botond	HUN	4	14.100	5.1	9.000	0.0	14.100
77	CORADI, Sascha	SUI	5	13.950	5.0	8.950	0.0	13.950
9	VROLIX, Jonathan	BEL	6	13.900	5.1	8.800	0.0	13.900
30	HRIMECHE, Zachari	FRA	7	13.750	5.2	8.650	0.1	13.750
32	THOMPSON, Gaius	GBR	8	13.600	5.5	8.100	0.0	13.600

Results per apparatus
EYOF Apparatus Finals Men
Utrecht 2013



19-Jul-2013

	<i>Apparatus:</i>	<i>Horizontal Bar</i>	<i>Rank</i>	<i>Result</i>	<i>D</i>	<i>E</i>	<i>N</i>	<i>Rs/t</i>
46	MACCHINI, Carlo	ITA	1	14.100	5.3	8.800	0.0	14.100
71	STARIKOV, Valentin	RUS	2	13.950	4.9	9.050	0.0	13.950
15	SRBIC, Tin	CRO	3	13.900	4.9	9.000	0.0	13.900
79	MUNSCH, Jonas	SUI	4	13.600	4.7	8.900	0.0	13.600
70	POTAPOV, Kirill	RUS	5	13.450	5.0	8.450	0.0	13.450
77	CORADI, Sascha	SUI	6	13.400	4.7	8.700	0.0	13.400
29	DEGOUY, Paul	FRA	7	13.300	4.9	8.400	0.0	13.300
31	BEVAN, Brinn	GBR	8	12.850	4.7	8.150	0.0	12.850

Results Teams MAG
EYOF qualification MENS
Utrecht 2013









16-jul-2013

Rank	Id	Name	NOC code							
Medal group: EYOF Team Competition Men										
1	Great Britain									
	32	THOMPSON, Gaius	GBR	14.350	11.550	13.200	14.350	13.000	13.400	
	31	BEVAN, Brinn	GBR	14.400	13.750	13.550	14.750	14.350	13.950	
	33	WILSON, Nile	GBR	14.300	13.800	13.900	14.500	14.850	13.300	
	Total (best 2):			169.550	28.750	27.550	27.450	29.250	29.200	27.350
2	Russian Federation									
	69	STRETOVICH, Ivan	RUS	13.950	12.950	13.750	13.900	14.450	13.550	
	70	POTAPOV, Kirill	RUS	13.800	13.950	13.550	13.900	14.100	13.450	
	71	STARIKOV, Valentin	RUS	14.000	13.600	13.600	14.500	14.500	13.550	
	Total (best 2):			167.300	27.950	27.550	27.350	28.400	28.950	27.100
3	Italy									
	46	MACCHINI, Carlo	ITA	13.250	13.650	12.800	13.350	13.350	13.750	
	47	SARRUGERIO, Marco	ITA	13.200	11.750	13.250	13.900	13.400	12.400	
	48	BARTOLINI, Nicola	ITA	13.500	12.600	12.900	14.600	13.550	12.950	
	Total (best 2):			161.300	26.750	26.250	26.150	28.500	26.950	26.700
4	France									
	28	CLERC, Remi	FRA	13.750	12.150	13.150	13.850	13.400	13.200	
	29	DEGOUY, Paul	FRA	13.250	9.150	13.700	12.800	13.900	13.600	
	30	HRIMECHE, Zachari	FRA	14.100	11.700	13.000	14.350	13.350	13.050	
	Total (best 2):			160.850	27.850	23.850	26.850	28.200	27.300	26.800
5	Belgium									
	7	LANDUYT, Florian	BEL	13.550	13.250	13.200	13.150	14.150	12.550	
	8	KEYBUS VAN DEN, Luka	BEL	11.750	12.500	11.300	12.600	12.850	13.200	
	9	VROLIX, Jonathan	BEL	14.250	12.800	12.800	14.300	12.950	12.950	
	Total (best 2):			160.550	27.800	26.050	26.000	27.450	27.100	26.150
6	Switzerland									
	77	CORADI, Sascha	SUI	13.950	11.250	12.900	13.800	13.700	13.400	
	78	PIFFNER, Adrian	SUI	13.150	12.800	12.900	13.600	13.650	13.000	
	79	MUNSCH, Jonas	SUI	13.350	12.050	12.600	12.650	13.400	13.500	
	Total (best 2):			159.600	27.300	24.850	25.800	27.400	27.350	26.900
7	Hungary									
	39	DUDAS, Norbert	HUN	11.450	12.350	13.300	13.300	13.350	12.050	
	40	BILICS, Bence	HUN	13.150	11.000	11.100	14.250	12.850	11.000	
	41	KARDOS, Neill	HUN	14.200	13.350	12.900	13.250	13.850	12.850	
	Total (best 2):			158.900	27.350	25.700	26.200	27.550	27.200	24.900
8	The Netherlands									
	54	KAPITEIN, Milo	NED	13.150	10.650	11.050	13.600	12.000	11.050	
	55	RIJKEN, Frank	NED	13.250	12.550	13.250	12.750	13.850	13.300	
	56	ZUIDEMA, Justen	NED	12.900	12.050	12.500	13.400	13.500	12.850	
	Total (best 2):			157.250	26.400	24.600	25.750	27.000	27.350	26.150

Results Teams MAG
EYOF qualification MENS
Utrecht 2013









16-jul-2013

Rank	Id	Name	NOC code							
8		Turkey								
	82	ONDER, Ahmet	TUR	13.450	13.250	13.350	14.200	14.350	12.500	
	83	HAMARATCILAR, Isa	TUR	13.050	11.500	12.950	13.150	12.600	12.350	
	84	GUNDOGDU, Yunus	TUR	11.050	11.250	12.300	12.800	13.150	11.500	
		Total (best 2):		157.250	26.500	24.750	26.300	27.350	27.500	24.850
10		Germany								
	34	DUNKEL, Nils	GER	13.250	13.300	13.100	13.200	13.100	12.350	
	35	EHRMANTRAUT, Yannick	GER	13.550	10.850	12.350	14.050	12.900	12.050	
	36	HAUG, Vinzenz	GER	13.000	12.550	12.700	13.250	13.400	12.450	
		Total (best 2):		157.050	26.800	25.850	25.800	27.300	26.500	24.800
11		Ukraine								
	86	VORONKO, Dmytro	UKR	13.300	11.200	12.050	13.500	12.700	11.550	
	87	GRYKO, Vladyslav	UKR	13.200	13.150	13.050	13.300	13.400	11.500	
	88	PETRENKO, Oleksandr	UKR	13.650	12.100	12.850	13.600	13.200	13.250	
		Total (best 2):		156.600	26.950	25.250	25.900	27.100	26.600	24.800
12		Cyprus								
	17	GEORGIU, Marios	CYP	13.500	12.950	13.200	13.800	13.800	13.200	
	18	MELANARKITIS, Charalambos	CYP	12.700	11.950	12.700	12.750	13.200	12.100	
		Total (best 2):		155.850	26.200	24.900	25.900	26.550	27.000	25.300
13		Armenia								
	1	KHACHATRYAN, Vigen	ARM	13.650	13.050	12.950	14.200	13.000	13.000	
	2	GEVORGYAN, Arsen	ARM	0.000	13.150	0.000	0.000	12.250	11.250	
	3	PETROSYAN, Hayk	ARM	12.850	11.200	12.050	12.650	12.850	5.750	
		Total (best 2):		154.650	26.500	26.200	25.000	26.850	25.850	24.250
14		Austria								
	4	BRAITSCH, Florian	AUT	13.350	12.850	11.250	13.300	13.200	10.800	
	5	HOCK, Vinzenz	AUT	12.900	12.650	13.550	13.500	11.950	11.550	
	6	KATHAN, Dirk	AUT	0.000	13.200	0.000	0.000	13.300	11.850	
		Total (best 2):		153.800	26.250	26.050	24.800	26.800	26.500	23.400
15		Croatia								
	15	SRBIC, Tin	CRO	13.850	13.000	13.050	13.650	13.600	13.600	
	16	VLAHEK, Jakov	CRO	12.800	12.650	10.150	12.650	12.500	11.550	
		Total (best 2):		153.050	26.650	25.650	23.200	26.300	26.100	25.150
15		Portugal								
	63	GUIMARÃES, Pedro	POR	12.550	12.650	11.950	12.650	12.450	11.100	
	64	DOURADO, Pedro	POR	12.750	12.050	13.050	12.150	12.100	11.600	
	65	ALMEIDA, Bernardo	POR	13.100	11.900	13.250	13.850	13.250	12.400	
		Total (best 2):		153.050	25.850	24.700	26.300	26.500	25.700	24.000
17		Israel								
	44	GLAZER, Eyal	ISR	12.800	12.650	12.800	12.650	13.050	12.150	
	45	YANUKA, Moran	ISR	12.650	13.300	12.750	13.650	12.200	12.050	
		Total (best 2):		152.700	25.450	25.950	25.550	26.300	25.250	24.200

Results Teams MAG
EYOF qualification MENS
Utrecht 2013









16-jul-2013

Rank	Id	Name	NOC code						
18		Belarus							
	10	YAKAULEU, Ilya	BLR	0.000	9.700	12.500	0.000	11.550	12.550
	11	ULASAU, Dzmitry	BLR	12.250	10.950	12.200	13.250	11.850	12.600
	12	HRANKOUSKI, Viktor	BLR	13.200	12.650	12.350	14.500	12.150	10.800
		Total (best 2):	150.800	25.450	23.600	24.850	27.750	24.000	25.150
19		Slovenia							
	72	BOJANC, Luka	SLO	12.750	10.450	12.550	11.600	12.250	11.200
	73	LAMPRET, Peter	SLO	13.100	11.050	12.350	13.050	12.200	9.500
	74	SMIGOC, Miha	SLO	12.450	12.800	11.750	12.750	12.900	11.950
		Total (best 2):	148.700	25.850	23.850	24.900	25.800	25.150	23.150
20		Republic of Serbia							
	75	VELICKOVIC, Petar	SRB	12.950	11.850	12.350	13.000	12.750	10.150
	76	MRDJENOVIC, Nikola	SRB	13.000	11.650	11.500	13.250	13.000	12.000
		Total (best 2):	147.450	25.950	23.500	23.850	26.250	25.750	22.150
21		Greece							
	37	KRANITIS, Nikolaos	GRE	13.100	8.750	12.950	13.650	11.200	10.450
	38	TANTALIDIS, Antonios	GRE	13.200	13.700	11.800	13.150	12.750	12.250
		Total (best 2):	146.950	26.300	22.450	24.750	26.800	23.950	22.700
22		Poland							
	60	PIWOWARSKI, Jakub	POL	13.150	10.550	11.150	13.500	13.000	11.000
	61	STENCEL, Patryk	POL	11.550	8.500	10.850	11.800	12.200	9.850
	62	GAWRONSKI, Sebastian	POL	13.250	10.450	12.400	13.500	11.800	12.550
		Total (best 2):	146.700	26.400	21.000	23.550	27.000	25.200	23.550
23		Spain							
	22	VERA MORA, Adria	ESP	13.650	11.100	13.050	12.700	13.000	8.500
	23	MARTIN MARTIN, Andres	ESP	0.000	0.000	13.650	13.150	0.000	0.000
	24	VILLALBA ORDINAS, Francisco	ESP	11.750	11.750	11.850	13.200	11.600	12.250
		Total (best 2):	146.650	25.400	22.850	26.700	26.350	24.600	20.750
24		Lithuania							
	52	GADRUS, Vytautas	LTU	12.200	9.250	10.000	11.650	11.500	10.850
	53	KUZMICKAS, Tomas	LTU	14.300	12.850	13.200	14.000	13.700	12.750
		Total (best 2):	146.250	26.500	22.100	23.200	25.650	25.200	23.600
25		Ireland							
	42	JACK, Neill	IRL	12.750	12.400	11.300	12.750	12.350	11.650
	43	FOX, Daniel	IRL	12.750	11.100	12.550	12.800	12.750	10.600
		Total (best 2):	145.750	25.500	23.500	23.850	25.550	25.100	22.250
26		Czech Republic							
	19	JANECZKO, Ondrej	CZE	13.350	9.550	13.050	12.550	12.550	11.350
	20	RUZEK, Michal	CZE	12.300	9.750	10.750	12.700	11.650	12.000
	21	YE, Tomas	CZE	11.750	11.500	10.400	11.850	12.000	10.300
		Total (best 2):	143.850	25.650	21.250	23.800	25.250	24.550	23.350

Results Teams MAG
EYOF qualification MENS
Utrecht 2013



16-jul-2013

Rank	Id	Name	NOC code							
27		Romania								
	66	GHIUZAN, Robert	ROU	12.200	8.850	12.750	12.650	11.600	11.550	
	67	NECSA, Bogdan	ROU	11.950	9.900	11.300	13.300	10.250	11.200	
	68	PRICHINDEL, Ovidiu	ROU	12.550	11.500	11.850	13.500	11.600	10.850	
		Total (best 2):		143.500	24.750	21.400	24.600	26.800	23.200	22.750
28		Slovakia								
	80	TAKAC, Igor	SVK	12.900	12.650	12.750	10.850	11.250	11.750	
	81	POTANCOK, Samuel	SVK	13.000	9.550	12.250	12.200	12.750	10.850	
		Total (best 2):		142.750	25.900	22.200	25.000	23.050	24.000	22.600
29		Norway								
	59	LARSEN, Torry	NOR	12.700	10.750	10.750	13.500	12.800	11.000	
	57	JENSET, Jesper	NOR	12.200	10.250	10.300	13.650	10.400	6.100	
	58	BEDZETI-OLSEN, Arian	NOR	12.950	7.850	11.450	12.500	11.350	11.100	
		Total (best 2):		142.250	25.650	21.000	22.200	27.150	24.150	22.100
30		Finland								
	25	HANNULA, Leevi	FIN	12.500	7.750	6.300	12.050	11.850	8.050	
	26	SAAMANEN, Rasmus	FIN	12.150	10.000	10.750	13.850	12.350	5.900	
	27	SORAVUO, Emil	FIN	13.600	10.450	12.600	14.000	12.450	10.200	
		Total (best 2):		140.800	26.100	20.450	23.350	27.850	24.800	18.250
31		Bulgaria								
	13	ANGELOV, Svetoslav	BUL	12.650	10.200	12.200	12.600	11.000	9.900	
	14	STOYNEV, Dobromir	BUL	12.600	9.000	11.650	13.600	11.450	11.900	
		Total (best 2):		138.750	25.250	19.200	23.850	26.200	22.450	21.800
32		Latvia								
	49	BANKOV, Ralfs	LAT	12.250	10.400	9.450	10.650	11.150	10.050	
	50	IVANOV, Antons	LAT	0.000	0.000	0.000	12.300	0.000	0.000	
	51	ULUKINS, Edgars	LAT	0.000	0.000	10.750	0.000	11.550	11.650	
		Total (best 2):		110.200	12.250	10.400	20.200	22.950	22.700	21.700

*** End of Report ***

Legend:








Results All-Around MAG

EYOF qualification MENS
Utrecht 2013



16-jul-2013

Medal group: EYOF Qualification All-Around Men

Id	Name	NOC code	Rank	Total						
31	BEVAN, Brinn	GBR	1	84.750	14.400	13.750	13.550	14.750	14.350	13.950
33	WILSON, Nile	GBR	2	84.650	14.300	13.800	13.900	14.500	14.850	13.300
71	STARIKOV, Valentin	RUS	3	83.750	14.000	13.600	13.600	14.500	14.500	13.550
70	POTAPOV, Kirill	RUS	4	82.750	13.800	13.950	13.550	13.900	14.100	13.450
69	STRETOVICH, Ivan	RUS	5	82.550	13.950	12.950	13.750	13.900	14.450	13.550
82	ONDER, Ahmet	TUR	6	81.100	13.450	13.250	13.350	14.200	14.350	12.500
53	KUZMICKAS, Tomas	LTU	7	80.800	14.300	12.850	13.200	14.000	13.700	12.750
15	SRBIC, Tin	CRO	8	80.750	13.850	13.000	13.050	13.650	13.600	13.600
17	GEORGIU, Marios	CYP	9	80.450	13.500	12.950	13.200	13.800	13.800	13.200
41	KARDOS, Neill	HUN	10	80.400	14.200	13.350	12.900	13.250	13.850	12.850
46	MACCHINI, Carlo	ITA	11	80.150	13.250	13.650	12.800	13.350	13.350	13.750
48	BARTOLINI, Nicola	ITA	12	80.100	13.500	12.600	12.900	14.600	13.550	12.950
9	VROLIX, Jonathan	BEL	13	80.050	14.250	12.800	12.800	14.300	12.950	12.950
32	THOMPSON, Gaius	GBR	14	79.850	14.350	11.550	13.200	14.350	13.000	13.400
7	LANDUYT, Florian	BEL	15	79.850	13.550	13.250	13.200	13.150	14.150	12.550
1	KHACHATRYAN, Vigen	ARM	16	79.850	13.650	13.050	12.950	14.200	13.000	13.000
30	HRIMECHE, Zachari	FRA	17	79.550	14.100	11.700	13.000	14.350	13.350	13.050
28	CLERC, Remi	FRA	18	79.500	13.750	12.150	13.150	13.850	13.400	13.200
78	PIFFNER, Adrian	SUI	19	79.100	13.150	12.800	12.900	13.600	13.650	13.000
77	CORADI, Sascha	SUI	20	79.000	13.950	11.250	12.900	13.800	13.700	13.400
55	RIJKEN, Frank	NED	21	78.950	13.250	12.550	13.250	12.750	13.850	13.300
88	PETRENKO, Oleksandr	UKR	22	78.650	13.650	12.100	12.850	13.600	13.200	13.250
34	DUNKEL, Nils	GER	23	78.300	13.250	13.300	13.100	13.200	13.100	12.350
47	SARRUGERIO, Marco	ITA	24	77.900	13.200	11.750	13.250	13.900	13.400	12.400
65	ALMEIDA, Bernardo	POR	25	77.750	13.100	11.900	13.250	13.850	13.250	12.400
87	GRYKO, Vladyslav	UKR	26	77.600	13.200	13.150	13.050	13.300	13.400	11.500
79	MUNSCH, Jonas	SUI	27	77.550	13.350	12.050	12.600	12.650	13.400	13.500
36	HAUG, Vinzenz	GER	28	77.350	13.000	12.550	12.700	13.250	13.400	12.450
56	ZUIDEMA, Justen	NED	29	77.200	12.900	12.050	12.500	13.400	13.500	12.850
38	TANTALIDIS, Antonios	GRE	30	76.850	13.200	13.700	11.800	13.150	12.750	12.250
45	YANUKA, Moran	ISR	31	76.600	12.650	13.300	12.750	13.650	12.200	12.050
29	DEGOUY, Paul	FRA	32	76.400	13.250	9.150	13.700	12.800	13.900	13.600
5	HOCK, Vinzenz	AUT	33	76.100	12.900	12.650	13.550	13.500	11.950	11.550
44	GLAZER, Eyal	ISR	34	76.100	12.800	12.650	12.800	12.650	13.050	12.150
39	DUDAS, Norbert	HUN	35	75.800	11.450	12.350	13.300	13.300	13.350	12.050
35	EHRMANTRAUT, Yannick	GER	36	75.750	13.550	10.850	12.350	14.050	12.900	12.050
12	HRANKOUSKI, Viktor	BLR	37	75.650	13.200	12.650	12.350	14.500	12.150	10.800
83	HAMARATCILAR, Isa	TUR	38	75.600	13.050	11.500	12.950	13.150	12.600	12.350
18	MELANARKITIS, Charalambo	CYP	39	75.400	12.700	11.950	12.700	12.750	13.200	12.100
4	BRAITSCH, Florian	AUT	40	74.750	13.350	12.850	11.250	13.300	13.200	10.800
74	SMIGOC, Miha	SLO	41	74.600	12.450	12.800	11.750	12.750	12.900	11.950
76	MRDJENOVIC, Nikola	SRB	42	74.400	13.000	11.650	11.500	13.250	13.000	12.000
86	VORONKO, Dmytro	UKR	43	74.300	13.300	11.200	12.050	13.500	12.700	11.550
8	KEYBUS VAN DEN, Luka	BEL	44	74.200	11.750	12.500	11.300	12.600	12.850	13.200
62	GAWRONSKI, Sebastian	POL	45	73.950	13.250	10.450	12.400	13.500	11.800	12.550
64	DOURADO, Pedro	POR	46	73.700	12.750	12.050	13.050	12.150	12.100	11.600
40	BILICS, Bence	HUN	47	73.350	13.150	11.000	11.100	14.250	12.850	11.000
63	GUIMARÃES, Pedro	POR	48	73.350	12.550	12.650	11.950	12.650	12.450	11.100
27	SORAVUO, Emil	FIN	49	73.300	13.600	10.450	12.600	14.000	12.450	10.200
42	JACK, Neill	IRL	50	73.200	12.750	12.400	11.300	12.750	12.350	11.650
11	ULASAU, Dzmitry	BLR	51	73.100	12.250	10.950	12.200	13.250	11.850	12.600
75	VELICKOVIC, Petar	SRB	52	73.050	12.950	11.850	12.350	13.000	12.750	10.150
43	FOX, Daniel	IRL	53	72.550	12.750	11.100	12.550	12.800	12.750	10.600
19	JANECZKO, Ondrej	CZE	54	72.400	13.350	9.550	13.050	12.550	12.550	11.350
24	VILLALBA ORDINAS, Francis	ESP	55	72.400	11.750	11.750	11.850	13.200	11.600	12.250
60	PIWOWARSKI, Jakub	POL	56	72.350	13.150	10.550	11.150	13.500	13.000	11.000

Results All-Around MAG

EYOF qualification MENS
Utrecht 2013



16-jul-2013

16	VLAHEK, Jakov	CRO	57	72.300	12.800	12.650	10.150	12.650	12.500	11.550
80	TAKAC, Igor	SVK	58	72.150	12.900	12.650	12.750	10.850	11.250	11.750
84	GUNDOGDU, Yunus	TUR	59	72.050	11.050	11.250	12.300	12.800	13.150	11.500
22	VERA MORA, Adria	ESP	60	72.000	13.650	11.100	13.050	12.700	13.000	8.500
68	PRICHINDEL, Ovidiu	ROU	61	71.850	12.550	11.500	11.850	13.500	11.600	10.850
59	LARSEN, Torry	NOR	62	71.500	12.700	10.750	10.750	13.500	12.800	11.000
54	KAPITEIN, Milo	NED	63	71.500	13.150	10.650	11.050	13.600	12.000	11.050
73	LAMPRET, Peter	SLO	64	71.250	13.100	11.050	12.350	13.050	12.200	9.500
72	BOJANC, Luka	SLO	65	70.800	12.750	10.450	12.550	11.600	12.250	11.200
81	POTANCOK, Samuel	SVK	66	70.600	13.000	9.550	12.250	12.200	12.750	10.850
14	STOYNEV, Dobromir	BUL	67	70.200	12.600	9.000	11.650	13.600	11.450	11.900
37	KRANITIS, Nikolaos	GRE	68	70.100	13.100	8.750	12.950	13.650	11.200	10.450
66	GHIUZAN, Robert	ROU	69	69.600	12.200	8.850	12.750	12.650	11.600	11.550
20	RUZEK, Michal	CZE	70	69.150	12.300	9.750	10.750	12.700	11.650	12.000
13	ANGELOV, Svetoslav	BUL	71	68.550	12.650	10.200	12.200	12.600	11.000	9.900
67	NECSA, Bogdan	ROU	72	67.900	11.950	9.900	11.300	13.300	10.250	11.200
21	YE, Tomas	CZE	73	67.800	11.750	11.500	10.400	11.850	12.000	10.300
3	PETROSYAN, Hayk	ARM	74	67.350	12.850	11.200	12.050	12.650	12.850	5.750
58	BEDZETI-OLSEN, Arian	NOR	75	67.200	12.950	7.850	11.450	12.500	11.350	11.100
52	GADRUS, Vytautas	LTU	76	65.450	12.200	9.250	10.000	11.650	11.500	10.850
26	SAAMANEN, Rasmus	FIN	77	65.000	12.150	10.000	10.750	13.850	12.350	5.900
61	STENCEL, Patryk	POL	78	64.750	11.550	8.500	10.850	11.800	12.200	9.850
49	BANKOVIS, Ralfs	LAT	79	63.950	12.250	10.400	9.450	10.650	11.150	10.050
57	JENSET, Jesper	NOR	80	62.900	12.200	10.250	10.300	13.650	10.400	6.100
25	HANNULA, Leevi	FIN	81	58.500	12.500	7.750	6.300	12.050	11.850	8.050
10	YAKAULEU, Ilya	BLR	82	46.300	0.000	9.700	12.500	0.000	11.550	12.550
6	KATHAN, Dirk	AUT	83	38.350	0.000	13.200	0.000	0.000	13.300	11.850
2	GEVORGYAN, Arsen	ARM	84	36.650	0.000	13.150	0.000	0.000	12.250	11.250
51	ULUKINS, Edgars	LAT	85	33.950	0.000	0.000	10.750	0.000	11.550	11.650
23	MARTIN MARTIN, Andres	ESP	86	26.800	0.000	0.000	13.650	13.150	0.000	0.000
50	IVANOVIS, Antons	LAT	87	12.300	0.000	0.000	0.000	12.300	0.000	0.000

Results per apparatus (qualification) - Qualified finalists

EYOF qualification MENS

Utrecht 2013



16-Jul-2013

Medal group: EYOF Qualification Apparatus Men

Apparatus:	Floor	Rank	Result	D	E	N	Rslt		
31	BEVAN, Brinn	GBR	1	14.400	5.2	9.200	0.0	14.400	Q
32	THOMPSON, Gaius	GBR	2	14.350	5.5	8.850	0.0	14.350	Q
33	WILSON, Nile	GBR	3	14.300	5.1	9.200	0.0	14.300	
53	KUZMICKAS, Tomas	LTU	4	14.300	5.5	8.800	0.0	14.300	Q
9	VROLIX, Jonathan	BEL	5	14.250	5.1	9.150	0.0	14.250	Q
41	KARDOS, Neill	HUN	6	14.200	5.1	9.100	0.0	14.200	Q
30	HRIMECHE, Zachari	FRA	7	14.100	5.2	9.000	0.1	14.100	Q
71	STARIKOV, Valentin	RUS	8	14.000	5.3	8.800	0.1	14.000	Q
77	CORADI, Sascha	SUI	9	13.950	5.0	8.950	0.0	13.950	Q
69	STRETOVICH, Ivan	RUS	10	13.950	5.3	8.750	0.1	13.950	R1
15	SRBIC, Tin	CRO	11	13.850	5.1	8.750	0.0	13.850	R2
70	POTAPOV, Kirill	RUS	12	13.800	5.5	8.300	0.0	13.800	
28	CLERC, Remi	FRA	13	13.750	5.5	8.250	0.0	13.750	R3
1	KHACHATRYAN, Vigen	ARM	14	13.650	4.8	8.850	0.0	13.650	
88	PETRENKO, Oleksandr	UKR	15	13.650	4.9	8.750	0.0	13.650	
22	VERA MORA, Adria	ESP	16	13.650	5.0	8.650	0.0	13.650	
27	SORAVUO, Emil	FIN	17	13.600	4.9	8.700	0.0	13.600	
35	EHRMANTRAUT, Yannick	GER	18	13.550	4.9	8.650	0.0	13.550	
7	LANDUYT, Florian	BEL	19	13.550	5.1	8.550	0.1	13.550	
17	GEORGIU, Marios	CYP	20	13.500	4.6	8.900	0.0	13.500	
48	BARTOLINI, Nicola	ITA	21	13.500	5.0	8.500	0.0	13.500	
82	ONDER, Ahmet	TUR	22	13.450	4.4	9.050	0.0	13.450	
19	JANECZKO, Ondrej	CZE	23	13.350	4.7	8.650	0.0	13.350	
4	BRAITSCH, Florian	AUT	24	13.350	4.9	8.450	0.0	13.350	
79	MUNSCH, Jonas	SUI	25	13.350	5.1	8.350	0.1	13.350	
86	VORONKO, Dmytro	UKR	26	13.300	4.5	8.800	0.0	13.300	
34	DUNKEL, Nils	GER	27	13.250	4.5	8.750	0.0	13.250	
46	MACCHINI, Carlo	ITA	28	13.250	4.6	8.650	0.0	13.250	
55	RIJKEN, Frank	NED	28	13.250	4.6	8.650	0.0	13.250	
62	GAWRONSKI, Sebastian	POL	28	13.250	4.6	8.650	0.0	13.250	
29	DEGOUY, Paul	FRA	31	13.250	4.7	8.550	0.0	13.250	
47	SARRUGERIO, Marco	ITA	32	13.200	4.7	8.500	0.0	13.200	
87	GRYKO, Vladyslav	UKR	33	13.200	4.9	8.400	0.1	13.200	
12	HRANKOUSKI, Viktor	BLR	34	13.200	4.8	8.400	0.0	13.200	
38	TANTALIDIS, Antonios	GRE	35	13.200	5.0	8.200	0.0	13.200	
78	PIFFNER, Adrian	SUI	36	13.150	4.3	8.850	0.0	13.150	
60	PIWOWARSKI, Jakub	POL	37	13.150	4.4	8.750	0.0	13.150	
54	KAPITEIN, Milo	NED	38	13.150	4.5	8.650	0.0	13.150	
40	BILICS, Bence	HUN	39	13.150	5.0	8.150	0.0	13.150	
73	LAMPRET, Peter	SLO	40	13.100	4.3	8.800	0.0	13.100	
65	ALMEIDA, Bernardo	POR	41	13.100	4.8	8.300	0.0	13.100	
37	KRANITIS, Nikolaos	GRE	42	13.100	5.2	8.000	0.1	13.100	
83	HAMARATCILAR, Isa	TUR	43	13.050	4.6	8.450	0.0	13.050	
76	MRDJENOVIC, Nikola	SRB	44	13.000	4.6	8.700	0.3	13.000	
81	POTANCOK, Samuel	SVK	45	13.000	4.3	8.700	0.0	13.000	
36	HAUG, Vinzenz	GER	46	13.000	4.7	8.300	0.0	13.000	
75	VELICKOVIC, Petar	SRB	47	12.950	4.6	8.350	0.0	12.950	
58	BEDZETI-OLSEN, Arian	NOR	48	12.950	4.7	8.250	0.0	12.950	
80	TAKAC, Igor	SVK	49	12.900	4.1	8.800	0.0	12.900	
5	HOCK, Vinzenz	AUT	50	12.900	4.3	8.600	0.0	12.900	
56	ZUIDEMA, Justen	NED	51	12.900	4.4	8.500	0.0	12.900	
3	PETROSYAN, Hayk	ARM	52	12.850	4.4	8.450	0.0	12.850	
16	VLAHEK, Jakov	CRO	53	12.800	4.1	8.700	0.0	12.800	

Results per apparatus (qualification) - Qualified finalists

EYOF qualification MENS

Utrecht 2013



16-Jul-2013

Medal group: EYOF Qualification Apparatus Men

	Apparatus:	Floor		Rank	Result	D	E	N	Rslt
44	GLAZER, Eyal	ISR	54	12.800	4.4	8.400	0.0	12.800	
42	JACK, Neill	IRL	55	12.750	4.1	8.650	0.0	12.750	
43	FOX, Daniel	IRL	55	12.750	4.1	8.650	0.0	12.750	
72	BOJANC, Luka	SLO	57	12.750	4.2	8.550	0.0	12.750	
64	DOURADO, Pedro	POR	58	12.750	4.5	8.250	0.0	12.750	
18	MELANARKITIS, Charalambos	CYP	59	12.700	4.0	8.700	0.0	12.700	
59	LARSEN, Torry	NOR	60	12.700	5.1	7.600	0.0	12.700	
45	YANUKA, Moran	ISR	61	12.650	4.3	8.650	0.3	12.650	
13	ANGELOV, Svetoslav	BUL	62	12.650	4.4	8.250	0.0	12.650	
14	STOYNEV, Dobromir	BUL	63	12.600	5.0	7.600	0.0	12.600	
63	GUIMARÃES, Pedro	POR	64	12.550	4.5	8.350	0.3	12.550	
68	PRICHINDEL, Ovidiu	ROU	65	12.550	4.8	7.750	0.0	12.550	
25	HANNULA, Leevi	FIN	66	12.500	4.3	8.500	0.3	12.500	
74	SMIGOC, Miha	SLO	67	12.450	4.2	8.250	0.0	12.450	
20	RUZEK, Michal	CZE	68	12.300	4.4	7.900	0.0	12.300	
49	BANKOV, Ralfs	LAT	69	12.250	3.5	8.750	0.0	12.250	
11	ULASAU, Dzmitry	BLR	70	12.250	4.2	8.350	0.3	12.250	
52	GADRUS, Vytautas	LTU	71	12.200	4.1	8.100	0.0	12.200	
66	GHIUZAN, Robert	ROU	72	12.200	4.9	7.400	0.1	12.200	
57	JENSET, Jesper	NOR	73	12.200	5.0	7.300	0.1	12.200	
26	SAAMANEN, Rasmus	FIN	74	12.150	4.4	7.750	0.0	12.150	
67	NECSA, Bogdan	ROU	75	11.950	4.7	7.350	0.1	11.950	
24	VILLALBA ORDINAS, Francisco	ESP	76	11.750	3.8	8.050	0.1	11.750	
21	YE, Tomas	CZE	77	11.750	4.1	7.750	0.1	11.750	
8	KEYBUS VAN DEN, Luka	BEL	78	11.750	4.5	7.550	0.3	11.750	
61	STENCEL, Patryk	POL	79	11.550	4.0	7.550	0.0	11.550	
39	DUDAS, Norbert	HUN	80	11.450	4.5	7.550	0.6	11.450	
84	GUNDOGDU, Yunus	TUR	81	11.050	4.5	6.550	0.0	11.050	
2	GEVORGYAN, Arsen	ARM	82	0.000	0.0	0.000	0.0	0.000	
6	KATHAN, Dirk	AUT	82	0.000	0.0	0.000	0.0	0.000	
10	YAKAULEU, Ilya	BLR	82	0.000	0.0	0.000	0.0	0.000	
23	MARTIN MARTIN, Andres	ESP	82	0.000	0.0	0.000	0.0	0.000	
50	IVANOV, Antons	LAT	82	0.000	0.0	0.000	0.0	0.000	
51	ULUKINS, Edgars	LAT	82	0.000	0.0	0.000	0.0	0.000	

Results per apparatus (qualification) - Qualified finalists


EYOF qualification MENS

Utrecht 2013



16-Jul-2013

Medal group: EYOF Qualification Apparatus Men

	Apparatus:	Pommel Horse	Rank	Result	D	E	N	Rslt	
70	POTAPOV, Kirill	RUS	1	13.950	5.0	8.950	0.0	13.950	Q
33	WILSON, Nile	GBR	2	13.800	5.4	8.400	0.0	13.800	Q
31	BEVAN, Brinn	GBR	3	13.750	5.2	8.550	0.0	13.750	Q
38	TANTALIDIS, Antonios	GRE	4	13.700	4.7	9.000	0.0	13.700	Q
46	MACCHINI, Carlo	ITA	5	13.650	4.9	8.750	0.0	13.650	Q
71	STARIKOV, Valentin	RUS	6	13.600	4.7	8.900	0.0	13.600	Q
41	KARDOS, Neill	HUN	7	13.350	4.8	8.550	0.0	13.350	Q
34	DUNKEL, Nils	GER	8	13.300	4.4	8.900	0.0	13.300	Q
45	YANUKA, Moran	ISR	9	13.300	4.6	8.700	0.0	13.300	R1
82	ONDER, Ahmet	TUR	10	13.250	4.8	8.450	0.0	13.250	R2
7	LANDUYT, Florian	BEL	11	13.250	5.0	8.250	0.0	13.250	R3
6	KATHAN, Dirk	AUT	12	13.200	4.7	8.500	0.0	13.200	
2	GEVORGYAN, Arsen	ARM	13	13.150	4.5	8.650	0.0	13.150	
87	GRYKO, Vladyslav	UKR	14	13.150	5.6	7.550	0.0	13.150	
1	KHACHATRYAN, Vigen	ARM	15	13.050	4.5	8.550	0.0	13.050	
15	SRBIC, Tin	CRO	16	13.000	4.9	8.100	0.0	13.000	
17	GEORGIU, Marios	CYP	17	12.950	4.6	8.350	0.0	12.950	
69	STRETOVICH, Ivan	RUS	18	12.950	5.4	7.550	0.0	12.950	
4	BRAITSCH, Florian	AUT	19	12.850	4.5	8.350	0.0	12.850	
53	KUZMICKAS, Tomas	LTU	20	12.850	4.7	8.150	0.0	12.850	
78	PIFFNER, Adrian	SUI	21	12.800	4.3	8.500	0.0	12.800	
9	VROLIX, Jonathan	BEL	22	12.800	4.7	8.100	0.0	12.800	
74	SMIGOC, Miha	SLO	23	12.800	4.8	8.000	0.0	12.800	
80	TAKAC, Igor	SVK	24	12.650	4.3	8.350	0.0	12.650	
5	HOCK, Vinzenz	AUT	25	12.650	4.4	8.250	0.0	12.650	
63	GUIMARÃES, Pedro	POR	26	12.650	4.5	8.150	0.0	12.650	
12	HRANKOUSKI, Viktor	BLR	27	12.650	4.6	8.050	0.0	12.650	
16	VLAHEK, Jakov	CRO	28	12.650	4.8	7.850	0.0	12.650	
44	GLAZER, Eyal	ISR	28	12.650	4.8	7.850	0.0	12.650	
48	BARTOLINI, Nicola	ITA	30	12.600	4.9	7.700	0.0	12.600	
55	RIJKEN, Frank	NED	31	12.550	4.4	8.150	0.0	12.550	
36	HAUG, Vinzenz	GER	32	12.550	4.8	7.750	0.0	12.550	
8	KEYBUS VAN DEN, Luka	BEL	33	12.500	4.3	8.200	0.0	12.500	
42	JACK, Neill	IRL	34	12.400	4.6	7.800	0.0	12.400	
39	DUDAS, Norbert	HUN	35	12.350	4.8	7.550	0.0	12.350	
28	CLERC, Remi	FRA	36	12.150	4.2	7.950	0.0	12.150	
88	PETRENKO, Oleksandr	UKR	37	12.100	4.5	7.600	0.0	12.100	
79	MUNSCH, Jonas	SUI	38	12.050	3.5	8.550	0.0	12.050	
56	ZUIDEMA, Justen	NED	39	12.050	4.5	7.550	0.0	12.050	
64	DOURADO, Pedro	POR	40	12.050	4.6	7.450	0.0	12.050	
18	MELANARKITIS, Charalambos	CYP	41	11.950	3.6	8.350	0.0	11.950	
65	ALMEIDA, Bernardo	POR	42	11.900	4.7	7.200	0.0	11.900	
75	VELICKOVIC, Petar	SRB	43	11.850	4.4	7.450	0.0	11.850	
47	SARRUGERIO, Marco	ITA	44	11.750	4.3	7.450	0.0	11.750	
24	VILLALBA ORDINAS, Francisco	ESP	45	11.750	4.7	7.050	0.0	11.750	
30	HRIMECHE, Zachari	FRA	46	11.700	4.1	7.600	0.0	11.700	
76	MRDJENOVIC, Nikola	SRB	47	11.650	3.7	7.950	0.0	11.650	
32	THOMPSON, Gaius	GBR	48	11.550	4.8	6.750	0.0	11.550	
21	YE, Tomas	CZE	49	11.500	3.5	8.000	0.0	11.500	
83	HAMARATCILAR, Isa	TUR	50	11.500	3.9	7.600	0.0	11.500	
68	PRICHINDEL, Ovidiu	ROU	51	11.500	4.3	7.200	0.0	11.500	
84	GUNDOGDU, Yunus	TUR	52	11.250	3.5	7.750	0.0	11.250	
77	CORADI, Sascha	SUI	53	11.250	4.1	7.150	0.0	11.250	

Results per apparatus (qualification) - Qualified finalists


EYOF qualification MENS

Utrecht 2013



16-Jul-2013

Medal group: EYOF Qualification Apparatus Men

	Apparatus: Pommel Horse		Rank	Result	D	E	N	Rslt
3	PETROSYAN, Hayk	ARM	54	11.200	3.6	7.600	0.0	11.200
86	VORONKO, Dmytro	UKR	55	11.200	4.9	6.300	0.0	11.200
43	FOX, Daniel	IRL	56	11.100	3.9	7.200	0.0	11.100
22	VERA MORA, Adria	ESP	57	11.100	4.5	6.600	0.0	11.100
73	LAMPRET, Peter	SLO	58	11.050	4.7	6.350	0.0	11.050
40	BILICS, Bence	HUN	59	11.000	4.0	7.000	0.0	11.000
11	ULASAU, Dzmitry	BLR	60	10.950	4.1	6.850	0.0	10.950
35	EHRMANTRAUT, Yannick	GER	61	10.850	3.8	7.050	0.0	10.850
59	LARSEN, Torry	NOR	62	10.750	3.7	7.050	0.0	10.750
54	KAPITEIN, Milo	NED	63	10.650	3.6	7.050	0.0	10.650
60	PIWOWARSKI, Jakub	POL	64	10.550	3.0	7.550	0.0	10.550
27	SORAVUO, Emil	FIN	65	10.450	2.8	7.650	0.0	10.450
72	BOJANC, Luka	SLO	66	10.450	3.2	7.250	0.0	10.450
62	GAWRONSKI, Sebastian	POL	67	10.450	4.0	6.450	0.0	10.450
49	BANKOV, Ralfs	LAT	68	10.400	3.4	7.000	0.0	10.400
57	JENSET, Jesper	NOR	69	10.250	2.8	7.450	0.0	10.250
13	ANGELOV, Svetoslav	BUL	70	10.200	3.7	6.500	0.0	10.200
26	SAAMANEN, Rasmus	FIN	71	10.000	3.0	7.000	0.0	10.000
67	NECSA, Bogdan	ROU	72	9.900	3.6	6.300	0.0	9.900
20	RUZEK, Michal	CZE	73	9.750	2.9	6.850	0.0	9.750
10	YAKAULEU, Ilya	BLR	74	9.700	4.1	5.600	0.0	9.700
19	JANECZKO, Ondrej	CZE	75	9.550	2.4	7.150	0.0	9.550
81	POTANCOK, Samuel	SVK	76	9.550	4.1	5.450	0.0	9.550
52	GADRUS, Vytautas	LTU	77	9.250	3.2	6.050	0.0	9.250
29	DEGOUY, Paul	FRA	78	9.150	3.7	5.450	0.0	9.150
14	STOYNEV, Dobromir	BUL	79	9.000	3.2	5.800	0.0	9.000
66	GHIUZAN, Robert	ROU	80	8.850	3.4	5.450	0.0	8.850
37	KRANITIS, Nikolaos	GRE	81	8.750	3.9	4.850	0.0	8.750
61	STENCEL, Patryk	POL	82	8.500	2.9	5.600	0.0	8.500
58	BEDZETI-OLSEN, Arian	NOR	83	7.850	3.3	4.550	0.0	7.850
25	HANNULA, Leevi	FIN	84	7.750	2.3	5.450	0.0	7.750
23	MARTIN MARTIN, Andres	ESP	85	0.000	0.0	0.000	0.0	0.000
50	IVANOV, Antons	LAT	85	0.000	0.0	0.000	0.0	0.000
51	ULUKINS, Edgars	LAT	85	0.000	0.0	0.000	0.0	0.000

Results per apparatus (qualification) - Qualified finalists


EYOF qualification MENS

Utrecht 2013



16-Jul-2013

Medal group: EYOF Qualification Apparatus Men

	Apparatus:	Rings	Rank	Result	D	E	N	Rslt	
33	WILSON, Nile	GBR	1	13.900	5.2	8.700	0.0	13.900	Q
69	STRETOVICH, Ivan	RUS	2	13.750	4.9	8.850	0.0	13.750	Q
29	DEGOUY, Paul	FRA	3	13.700	4.8	8.900	0.0	13.700	Q
23	MARTIN MARTIN, Andres	ESP	4	13.650	4.9	8.750	0.0	13.650	Q
71	STARIKOV, Valentin	RUS	5	13.600	5.1	8.500	0.0	13.600	Q
5	HOCK, Vinzenz	AUT	6	13.550	5.0	8.550	0.0	13.550	Q
31	BEVAN, Brinn	GBR	6	13.550	5.0	8.550	0.0	13.550	Q
70	POTAPOV, Kirill	RUS	8	13.550	5.2	8.350	0.0	13.550	
82	ONDER, Ahmet	TUR	9	13.350	4.8	8.550	0.0	13.350	Q
39	DUDAS, Norbert	HUN	10	13.300	5.0	8.300	0.0	13.300	R1
55	RIJKEN, Frank	NED	11	13.250	4.5	8.750	0.0	13.250	R2
47	SARRUGERIO, Marco	ITA	12	13.250	4.7	8.550	0.0	13.250	R3
65	ALMEIDA, Bernardo	POR	13	13.250	4.8	8.450	0.0	13.250	
53	KUZMICKAS, Tomas	LTU	14	13.200	4.6	8.600	0.0	13.200	
32	THOMPSON, Gaius	GBR	15	13.200	4.8	8.400	0.0	13.200	
7	LANDUYT, Florian	BEL	15	13.200	4.8	8.400	0.0	13.200	
17	GEORGIU, Marios	CYP	15	13.200	4.8	8.400	0.0	13.200	
28	CLERC, Remi	FRA	18	13.150	4.8	8.350	0.0	13.150	
34	DUNKEL, Nils	GER	19	13.100	4.7	8.400	0.0	13.100	
15	SRBIC, Tin	CRO	20	13.050	4.6	8.450	0.0	13.050	
22	VERA MORA, Adria	ESP	20	13.050	4.6	8.450	0.0	13.050	
87	GRYKO, Vladyslav	UKR	20	13.050	4.6	8.450	0.0	13.050	
19	JANECZKO, Ondrej	CZE	23	13.050	4.9	8.150	0.0	13.050	
64	DOURADO, Pedro	POR	24	13.050	5.0	8.050	0.0	13.050	
30	HRIMECHE, Zachari	FRA	25	13.000	4.9	8.100	0.0	13.000	
83	HAMARATCILAR, Isa	TUR	26	12.950	4.5	8.450	0.0	12.950	
1	KHACHATRYAN, Vigen	ARM	27	12.950	4.7	8.250	0.0	12.950	
37	KRANITIS, Nikolaos	GRE	27	12.950	4.7	8.250	0.0	12.950	
48	BARTOLINI, Nicola	ITA	29	12.900	4.3	8.600	0.0	12.900	
78	PIFFNER, Adrian	SUI	30	12.900	4.6	8.300	0.0	12.900	
41	KARDOS, Neill	HUN	31	12.900	4.7	8.200	0.0	12.900	
77	CORADI, Sascha	SUI	31	12.900	4.7	8.200	0.0	12.900	
88	PETRENKO, Oleksandr	UKR	33	12.850	4.3	8.550	0.0	12.850	
46	MACCHINI, Carlo	ITA	34	12.800	4.6	8.200	0.0	12.800	
9	VROLIX, Jonathan	BEL	35	12.800	4.7	8.100	0.0	12.800	
44	GLAZER, Eyal	ISR	36	12.800	4.9	7.900	0.0	12.800	
45	YANUKA, Moran	ISR	37	12.750	4.6	8.150	0.0	12.750	
66	GHIUZAN, Robert	ROU	38	12.750	4.7	8.050	0.0	12.750	
80	TAKAC, Igor	SVK	38	12.750	4.7	8.050	0.0	12.750	
18	MELANARKITIS, Charalambos	CYP	40	12.700	4.3	8.400	0.0	12.700	
36	HAUG, Vinzenz	GER	41	12.700	4.7	8.000	0.0	12.700	
27	SORAVUO, Emil	FIN	42	12.600	3.9	8.700	0.0	12.600	
79	MUNSCH, Jonas	SUI	43	12.600	4.5	8.100	0.0	12.600	
72	BOJANC, Luka	SLO	44	12.550	4.5	8.050	0.0	12.550	
43	FOX, Daniel	IRL	45	12.550	4.9	7.650	0.0	12.550	
10	YAKAULEU, Ilya	BLR	46	12.500	4.8	7.700	0.0	12.500	
56	ZUIDEMA, Justen	NED	47	12.500	5.0	7.500	0.0	12.500	
62	GAWRONSKI, Sebastian	POL	48	12.400	4.3	8.100	0.0	12.400	
75	VELICKOVIC, Petar	SRB	49	12.350	4.1	8.250	0.0	12.350	
35	EHRMANTRAUT, Yannick	GER	50	12.350	4.4	7.950	0.0	12.350	
12	HRANKOUSKI, Viktor	BLR	51	12.350	4.5	7.850	0.0	12.350	
73	LAMPRET, Peter	SLO	52	12.350	5.0	7.350	0.0	12.350	
84	GUNDOGDU, Yunus	TUR	53	12.300	4.5	7.800	0.0	12.300	

Results per apparatus (qualification) - Qualified finalists


EYOF qualification MENS

Utrecht 2013



16-Jul-2013

Medal group: EYOF Qualification Apparatus Men

	Apparatus: Rings		Rank	Result	D	E	N	Rslt
81	POTANCOK, Samuel	SVK	54	12.250	4.0	8.250	0.0	12.250
11	ULASAU, Dzmitry	BLR	55	12.200	4.1	8.100	0.0	12.200
13	ANGELOV, Svetoslav	BUL	55	12.200	4.1	8.100	0.0	12.200
86	VORONKO, Dmytro	UKR	57	12.050	3.8	8.250	0.0	12.050
3	PETROSYAN, Hayk	ARM	58	12.050	4.6	7.450	0.0	12.050
63	GUIMARÃES, Pedro	POR	59	11.950	4.0	7.950	0.0	11.950
68	PRICHINDEL, Ovidiu	ROU	60	11.850	4.4	7.450	0.0	11.850
24	VILLALBA ORDINAS, Francisco	ESP	61	11.850	4.8	7.050	0.0	11.850
38	TANTALIDIS, Antonios	GRE	62	11.800	4.2	7.600	0.0	11.800
74	SMIGOC, Miha	SLO	63	11.750	4.5	7.250	0.0	11.750
14	STOYNEV, Dobromir	BUL	64	11.650	4.6	7.050	0.0	11.650
76	MRDJENOVIC, Nikola	SRB	65	11.500	3.1	8.400	0.0	11.500
58	BEDZETI-OLSEN, Arian	NOR	66	11.450	4.9	6.550	0.0	11.450
8	KEYBUS VAN DEN, Luka	BEL	67	11.300	3.0	8.300	0.0	11.300
67	NECSA, Bogdan	ROU	68	11.300	3.6	7.700	0.0	11.300
42	JACK, Neill	IRL	69	11.300	3.9	7.400	0.0	11.300
4	BRAITSCH, Florian	AUT	70	11.250	3.5	7.750	0.0	11.250
60	PIWOWARSKI, Jakub	POL	71	11.150	2.8	8.350	0.0	11.150
40	BILICS, Bence	HUN	72	11.100	3.2	7.900	0.0	11.100
54	KAPITEIN, Milo	NED	73	11.050	3.5	7.550	0.0	11.050
61	STENCEL, Patryk	POL	74	10.850	3.7	7.150	0.0	10.850
26	SAAMANEN, Rasmus	FIN	75	10.750	2.1	8.650	0.0	10.750
59	LARSEN, Torry	NOR	76	10.750	3.5	7.250	0.0	10.750
51	ULUKINS, Edgars	LAT	77	10.750	3.6	7.150	0.0	10.750
20	RUZEK, Michal	CZE	78	10.750	3.8	6.950	0.0	10.750
21	YE, Tomas	CZE	79	10.400	2.3	8.100	0.0	10.400
57	JENSET, Jesper	NOR	80	10.300	2.8	7.500	0.0	10.300
16	VLAHEK, Jakov	CRO	81	10.150	2.3	7.850	0.0	10.150
52	GADRUS, Vytautas	LTU	82	10.000	2.5	7.500	0.0	10.000
49	BANKOV, Ralfs	LAT	83	9.450	2.3	7.150	0.0	9.450
25	HANNULA, Leevi	FIN	84	6.300	1.8	4.500	0.0	6.300
2	GEVORGYAN, Arsen	ARM	85	0.000	0.0	0.000	0.0	0.000
6	KATHAN, Dirk	AUT	85	0.000	0.0	0.000	0.0	0.000
50	IVANOV, Antons	LAT	85	0.000	0.0	0.000	0.0	0.000

Results per apparatus (qualification) - Qualified finalists

EYOF qualification MENS

Utrecht 2013



16-Jul-2013

Medal group: EYOF Qualification Apparatus Men

I	Apparatus:	Vault	Rank	Result	Leg	D	E	N	Rslt	Performance
71	STARIKOV, Valentin	RUS	1	14.450	1	5.2	9.300	0.0	14.500	Q
					2	5.2	9.200	0.0	14.400	
12	HRANKOUSKI, Viktor	BLR	2	14.250	1	5.2	9.300	0.0	14.500	Q
					2	5.2	8.900	0.1	14.000	
70	POTAPOV, Kirill	RUS	3	14.175	1	5.6	8.300	0.0	13.900	Q
					2	5.2	9.250	0.0	14.450	
30	HRIMECHE, Zachari	FRA	4	14.175	1	5.2	9.150	0.0	14.350	Q
					2	5.2	8.800	0.0	14.000	
9	VROLIX, Jonathan	BEL	5	14.125	1	5.2	9.100	0.0	14.300	Q
					2	4.8	9.150	0.0	13.950	
82	ONDER, Ahmet	TUR	6	13.975	1	5.2	9.000	0.0	14.200	Q
					2	4.8	9.050	0.1	13.750	
27	SORAVUO, Emil	FIN	7	13.850	1	4.8	9.200	0.0	14.000	Q
					2	4.4	9.300	0.0	13.700	
1	KHACHATRYAN, Vigen	ARM	8	13.775	1	5.2	9.100	0.1	14.200	Q
					2	4.8	8.850	0.3	13.350	
26	SAAMANEN, Rasmus	FIN	9	13.750	1	4.8	9.050	0.0	13.850	R1
					2	4.4	9.250	0.0	13.650	
77	CORADI, Sascha	SUI	10	13.750	1	4.8	9.000	0.0	13.800	R2
					2	4.4	9.300	0.0	13.700	
76	MRDJENOVIC, Nikola	SRB	11	13.625	1	4.4	8.850	0.0	13.250	R3
					2	4.8	9.200	0.0	14.000	
40	BILICS, Bence	HUN	12	13.575	1	5.2	9.050	0.0	14.250	
					2	3.6	9.300	0.0	12.900	
32	THOMPSON, Gaius	GBR	13	13.475	1	5.2	9.150	0.0	14.350	
					2	4.8	8.100	0.3	12.600	
5	HOCK, Vinzenz	AUT	14	13.450	1	4.4	9.100	0.0	13.500	
					2	4.4	9.000	0.0	13.400	
86	VORONKO, Dmytro	UKR	15	13.450	1	5.6	7.900	0.0	13.500	
					2	4.4	9.100	0.1	13.400	
7	LANDUYT, Florian	BEL	16	13.400	1	5.6	7.850	0.3	13.150	
					2	4.4	9.250	0.0	13.650	
22	VERA MORA, Adria	ESP	17	13.350	1	5.2	7.800	0.3	12.700	
					2	4.8	9.200	0.0	14.000	
62	GAWRONSKI, Sebastian	POL	18	13.175	1	4.4	9.100	0.0	13.500	
					2	3.2	9.650	0.0	12.850	
66	GHIUZAN, Robert	ROU	19	13.150	1	5.6	7.150	0.1	12.650	
					2	5.2	8.550	0.1	13.650	
59	LARSEN, Torry	NOR	20	13.150	1	4.4	9.100	0.0	13.500	
					2	3.2	9.600	0.0	12.800	
37	KRANITIS, Nikolaos	GRE	21	13.025	1	4.8	8.850	0.0	13.650	
					2	3.6	8.800	0.0	12.400	
41	KARDOS, Neill	HUN	22	13.025	1	5.2	8.150	0.1	13.250	
					2	3.6	9.200	0.0	12.800	
60	PIWOWARSKI, Jakub	POL	23	12.925	1	4.4	9.100	0.0	13.500	
					2	3.2	9.150	0.0	12.350	
14	STOYNEV, Dobromir	BUL	24	12.625	1	4.4	9.200	0.0	13.600	
					2	3.6	8.150	0.1	11.650	
50	IVANOV, Antons	LAT	25	12.600	1	3.2	9.100	0.0	12.300	
					2	4.0	8.900	0.0	12.900	
57	JENSET, Jesper	NOR	26	12.500	1	4.4	9.250	0.0	13.650	
					2	3.2	8.150	0.0	11.350	
19	JANECZKO, Ondrej	CZE	27	12.500	1	3.6	8.950	0.0	12.550	
					2	3.2	9.250	0.0	12.450	

Results per apparatus (qualification) - Qualified finalists

EYOF qualification MENS

Utrecht 2013



16-Jul-2013

Medal group: EYOF Qualification Apparatus Men

I	Apparatus:	Vault	Rank	Result	D	E	N	Rslt	
31	BEVAN, Brinn	GBR	28	7.375	1	5.2	9.550	0.0	14.750
					2				
48	BARTOLINI, Nicola	ITA	29	7.300	1	5.2	9.400	0.0	14.600
					2				
33	WILSON, Nile	GBR	30	7.250	1	5.6	8.900	0.0	14.500
					2				
35	EHRMANTRAUT, Yannick	GER	31	7.025	1	5.2	8.950	0.1	14.050
					2				
53	KUZMICKAS, Tomas	LTU	32	7.000	1	5.2	8.900	0.1	14.000
					2				
47	SARRUGERIO, Marco	ITA	33	6.950	1	4.8	9.100	0.0	13.900
					2				
69	STRETOVICH, Ivan	RUS	33	6.950	1	4.8	9.100	0.0	13.900
					2				
65	ALMEIDA, Bernardo	POR	35	6.925	1	4.4	9.450	0.0	13.850
					2				
28	CLERC, Remi	FRA	36	6.925	1	4.8	9.050	0.0	13.850
					2				
17	GEORGIOU, Marios	CYP	37	6.900	1	4.4	9.400	0.0	13.800
					2				
15	SRBIC, Tin	CRO	38	6.825	1	4.4	9.250	0.0	13.650
					2				
45	YANUKA, Moran	ISR	38	6.825	1	4.4	9.250	0.0	13.650
					2				
54	KAPITEIN, Milo	NED	40	6.800	1	4.4	9.200	0.0	13.600
					2				
78	PIFFNER, Adrian	SUI	40	6.800	1	4.4	9.200	0.0	13.600
					2				
88	PETRENKO, Oleksandr	UKR	40	6.800	1	4.4	9.200	0.0	13.600
					2				
68	PRICHINDEL, Ovidiu	ROU	43	6.750	1	4.4	9.100	0.0	13.500
					2				
56	ZUIDEMA, Justen	NED	44	6.700	1	4.4	9.000	0.0	13.400
					2				
46	MACCHINI, Carlo	ITA	45	6.675	1	4.4	8.950	0.0	13.350
					2				
87	GRYKO, Vladyslav	UKR	46	6.650	1	4.4	9.000	0.1	13.300
					2				
4	BRAITSCH, Florian	AUT	47	6.650	1	4.4	8.900	0.0	13.300
					2				
39	DUDAS, Norbert	HUN	47	6.650	1	4.4	8.900	0.0	13.300
					2				
67	NECSA, Bogdan	ROU	47	6.650	1	4.4	8.900	0.0	13.300
					2				
11	ULASAU, Dzmitry	BLR	50	6.625	1	4.4	8.950	0.1	13.250
					2				
36	HAUG, Vinzenz	GER	51	6.625	1	4.4	8.850	0.0	13.250
					2				
24	VILLALBA ORDINAS, Francisco	ESP	52	6.600	1	4.4	8.900	0.1	13.200
					2				
34	DUNKEL, Nils	GER	53	6.600	1	4.4	8.800	0.0	13.200
					2				
38	TANTALIDIS, Antonios	GRE	54	6.575	1	4.4	8.750	0.0	13.150
					2				

Results per apparatus (qualification) - Qualified finalists

EYOF qualification MENS

Utrecht 2013



16-Jul-2013

Medal group: EYOF Qualification Apparatus Men

I	Apparatus:	Vault	Rank	Result	D	E	N	Rslt	
83	HAMARATCILAR, Isa	TUR	54	6.575	1	4.4	8.750	0.0	13.150
					2				
23	MARTIN MARTIN, Andres	ESP	56	6.575	1	5.2	8.050	0.1	13.150
					2				
73	LAMPRET, Peter	SLO	57	6.525	1	3.6	9.450	0.0	13.050
					2				
75	VELICKOVIC, Petar	SRB	58	6.500	1	3.6	9.400	0.0	13.000
					2				
29	DEGOUY, Paul	FRA	59	6.400	1	3.6	9.200	0.0	12.800
					2				
43	FOX, Daniel	IRL	59	6.400	1	3.6	9.200	0.0	12.800
					2				
84	GUNDOGDU, Yunus	TUR	59	6.400	1	3.6	9.200	0.0	12.800
					2				
74	SMIGOC, Miha	SLO	62	6.375	1	3.6	9.250	0.1	12.750
					2				
18	MELANARKITIS, Charalambos	CYP	63	6.375	1	3.6	9.150	0.0	12.750
					2				
42	JACK, Neill	IRL	63	6.375	1	3.6	9.150	0.0	12.750
					2				
55	RIJKEN, Frank	NED	63	6.375	1	3.6	9.150	0.0	12.750
					2				
20	RUZEK, Michal	CZE	66	6.350	1	3.6	9.100	0.0	12.700
					2				
44	GLAZER, Eyal	ISR	67	6.325	1	3.6	9.150	0.1	12.650
					2				
3	PETROSYAN, Hayk	ARM	68	6.325	1	3.6	9.050	0.0	12.650
					2				
16	VLAHEK, Jakov	CRO	68	6.325	1	3.6	9.050	0.0	12.650
					2				
79	MUNSCH, Jonas	SUI	68	6.325	1	3.6	9.050	0.0	12.650
					2				
63	GUIMARÃES, Pedro	POR	71	6.325	1	4.4	8.250	0.0	12.650
					2				
8	KEYBUS VAN DEN, Luka	BEL	72	6.300	1	3.6	9.000	0.0	12.600
					2				
13	ANGELOV, Svetoslav	BUL	72	6.300	1	3.6	9.000	0.0	12.600
					2				
58	BEDZETI-OLSEN, Arian	NOR	74	6.250	1	3.6	8.900	0.0	12.500
					2				
81	POTANCOK, Samuel	SVK	75	6.100	1	3.6	8.900	0.3	12.200
					2				
64	DOURADO, Pedro	POR	76	6.075	1	3.2	8.950	0.0	12.150
					2				
25	HANNULA, Leevi	FIN	77	6.025	1	3.0	9.050	0.0	12.050
					2				
21	YE, Tomas	CZE	78	5.925	1	3.0	8.850	0.0	11.850
					2				
61	STENCEL, Patryk	POL	79	5.900	1	3.2	8.700	0.1	11.800
					2				
52	GADRUS, Vytautas	LTU	80	5.825	1	3.0	8.750	0.1	11.650
					2				
72	BOJANC, Luka	SLO	81	5.800	1	3.6	8.100	0.1	11.600
					2				

Results per apparatus (qualification) - Qualified finalists

EYOF qualification MENS

Utrecht 2013



16-Jul-2013

Medal group: EYOF Qualification Apparatus Men

I	<i>Apparatus:</i>	<i>Vault</i>	<i>Rank</i>	<i>Result</i>		<i>D</i>	<i>E</i>	<i>N</i>	<i>Rslt</i>
80	TAKAC, Igor	SVK	82	5.425	1	3.2	7.950	0.3	10.850
					2				
49	BANKOVIS, Ralfs	LAT	83	5.325	1	2.8	7.950	0.1	10.650
					2				
2	GEVORGYAN, Arsen	ARM	84	0.000	1	0.0	0.000	0.0	0.000
					2				
6	KATHAN, Dirk	AUT	84	0.000	1	0.0	0.000	0.0	0.000
					2				
10	YAKAULEU, Ilya	BLR	84	0.000	1	0.0	0.000	0.0	0.000
					2				
51	ULUKINS, Edgars	LAT	84	0.000	1	0.0	0.000	0.0	0.000
					2				

Results per apparatus (qualification) - Qualified finalists


EYOF qualification MENS

Utrecht 2013



16-Jul-2013

Medal group: EYOF Qualification Apparatus Men

	Apparatus:	Parallel Bars	Rank	Result	D	E	N	Rslt	
33	WILSON, Nile	GBR	1	14.850	5.7	9.150	0.0	14.850	Q
71	STARIKOV, Valentin	RUS	2	14.500	5.5	9.000	0.0	14.500	Q
69	STRETOVICH, Ivan	RUS	3	14.450	5.6	8.850	0.0	14.450	Q
82	ONDER, Ahmet	TUR	4	14.350	5.3	9.050	0.0	14.350	Q
31	BEVAN, Brinn	GBR	5	14.350	5.4	8.950	0.0	14.350	Q
7	LANDUYT, Florian	BEL	6	14.150	5.0	9.150	0.0	14.150	Q
70	POTAPOV, Kirill	RUS	7	14.100	5.2	8.900	0.0	14.100	
29	DEGOUY, Paul	FRA	8	13.900	4.8	9.100	0.0	13.900	Q
41	KARDOS, Neill	HUN	9	13.850	4.6	9.250	0.0	13.850	Q
55	RIJKEN, Frank	NED	10	13.850	4.8	9.050	0.0	13.850	R1
17	GEORGIU, Marios	CYP	11	13.800	5.1	8.700	0.0	13.800	R2
77	CORADI, Sascha	SUI	12	13.700	4.9	8.800	0.0	13.700	R3
53	KUZMICKAS, Tomas	LTU	13	13.700	5.0	8.700	0.0	13.700	
78	PIFFNER, Adrian	SUI	14	13.650	4.8	8.850	0.0	13.650	
15	SRBIC, Tin	CRO	15	13.600	4.8	8.800	0.0	13.600	
48	BARTOLINI, Nicola	ITA	16	13.550	4.5	9.050	0.0	13.550	
56	ZUIDEMA, Justen	NED	17	13.500	4.6	8.900	0.0	13.500	
36	HAUG, Vinzenz	GER	18	13.400	4.5	8.900	0.0	13.400	
79	MUNSCH, Jonas	SUI	18	13.400	4.5	8.900	0.0	13.400	
47	SARRUGERIO, Marco	ITA	20	13.400	4.7	8.700	0.0	13.400	
28	CLERC, Remi	FRA	21	13.400	5.0	8.400	0.0	13.400	
87	GRYKO, Vladyslav	UKR	21	13.400	5.0	8.400	0.0	13.400	
46	MACCHINI, Carlo	ITA	23	13.350	4.6	8.750	0.0	13.350	
39	DUDAS, Norbert	HUN	24	13.350	4.8	8.550	0.0	13.350	
30	HRIMECHE, Zachari	FRA	25	13.350	5.1	8.250	0.0	13.350	
6	KATHAN, Dirk	AUT	26	13.300	4.3	9.000	0.0	13.300	
65	ALMEIDA, Bernardo	POR	27	13.250	4.5	8.750	0.0	13.250	
18	MELANARKITIS, Charalambos	CYP	28	13.200	4.0	9.200	0.0	13.200	
4	BRAITSCHE, Florian	AUT	29	13.200	4.2	9.000	0.0	13.200	
88	PETRENKO, Oleksandr	UKR	30	13.200	4.6	8.600	0.0	13.200	
84	GUNDOGDU, Yunus	TUR	31	13.150	4.7	8.450	0.0	13.150	
34	DUNKEL, Nils	GER	32	13.100	4.6	8.500	0.0	13.100	
44	GLAZER, Eyal	ISR	33	13.050	4.4	8.650	0.0	13.050	
22	VERA MORA, Adria	ESP	34	13.000	4.0	9.000	0.0	13.000	
60	PIWOWARSKI, Jakub	POL	34	13.000	4.0	9.000	0.0	13.000	
76	MRDJENOVIC, Nikola	SRB	36	13.000	4.1	8.900	0.0	13.000	
1	KHACHATRYAN, Vigen	ARM	37	13.000	4.5	8.500	0.0	13.000	
32	THOMPSON, Gaius	GBR	38	13.000	5.3	7.700	0.0	13.000	
9	VROLIX, Jonathan	BEL	39	12.950	4.3	8.650	0.0	12.950	
74	SMIGOC, Miha	SLO	40	12.900	3.9	9.000	0.0	12.900	
35	EHRMANTRAUT, Yannick	GER	41	12.900	4.1	8.800	0.0	12.900	
3	PETROSYAN, Hayk	ARM	42	12.850	3.7	9.150	0.0	12.850	
8	KEYBUS VAN DEN, Luka	BEL	43	12.850	4.6	8.250	0.0	12.850	
40	BILICS, Bence	HUN	43	12.850	4.6	8.250	0.0	12.850	
59	LARSEN, Torry	NOR	45	12.800	3.6	9.200	0.0	12.800	
75	VELICKOVIC, Petar	SRB	46	12.750	4.0	8.750	0.0	12.750	
38	TANTALIDIS, Antonios	GRE	47	12.750	4.2	8.550	0.0	12.750	
81	POTANCOK, Samuel	SVK	48	12.750	4.3	8.450	0.0	12.750	
43	FOX, Daniel	IRL	49	12.750	4.4	8.350	0.0	12.750	
86	VORONKO, Dmytro	UKR	50	12.700	4.0	8.700	0.0	12.700	
83	HAMARATCILAR, Isa	TUR	51	12.600	4.2	8.400	0.0	12.600	
19	JANECZKO, Ondrej	CZE	52	12.550	4.0	8.550	0.0	12.550	
16	VLAHEK, Jakov	CRO	53	12.500	3.9	8.600	0.0	12.500	

Results per apparatus (qualification) - Qualified finalists

EYOF qualification MENS

Utrecht 2013



16-Jul-2013

Medal group: EYOF Qualification Apparatus Men

	Apparatus:	Parallel Bars	Rank	Result	D	E	N	Rslt
27	SORAVUO, Emil	FIN	54	12.450	3.9	8.550	0.0	12.450
63	GUIMARÃES, Pedro	POR	54	12.450	3.9	8.550	0.0	12.450
26	SAAMANEN, Rasmus	FIN	56	12.350	3.9	8.450	0.0	12.350
42	JACK, Neill	IRL	56	12.350	3.9	8.450	0.0	12.350
2	GEVORGYAN, Arsen	ARM	58	12.250	3.0	9.250	0.0	12.250
72	BOJANC, Luka	SLO	59	12.250	4.3	7.950	0.0	12.250
61	STENCEL, Patryk	POL	60	12.200	4.1	8.100	0.0	12.200
45	YANUKA, Moran	ISR	61	12.200	4.4	7.800	0.0	12.200
73	LAMPRET, Peter	SLO	61	12.200	4.4	7.800	0.0	12.200
12	HRANKOUSKI, Viktor	BLR	63	12.150	3.3	8.850	0.0	12.150
64	DOURADO, Pedro	POR	64	12.100	4.1	8.000	0.0	12.100
21	YE, Tomas	CZE	65	12.000	3.5	8.500	0.0	12.000
54	KAPITEIN, Milo	NED	66	12.000	3.8	8.200	0.0	12.000
5	HOCK, Vinzenz	AUT	67	11.950	4.2	7.750	0.0	11.950
25	HANNULA, Leevi	FIN	68	11.850	3.0	8.850	0.0	11.850
11	ULASAU, Dzmitry	BLR	69	11.850	4.7	7.150	0.0	11.850
62	GAWRONSKI, Sebastian	POL	70	11.800	3.7	8.100	0.0	11.800
20	RUZEK, Michal	CZE	71	11.650	4.0	7.650	0.0	11.650
68	PRICHINDEL, Ovidiu	ROU	72	11.600	3.4	8.200	0.0	11.600
24	VILLALBA ORDINAS, Francisco	ESP	73	11.600	3.8	7.800	0.0	11.600
66	GHIUZAN, Robert	ROU	73	11.600	3.8	7.800	0.0	11.600
51	ULUKINS, Edgars	LAT	75	11.550	3.8	7.750	0.0	11.550
10	YAKAULEU, Ilya	BLR	76	11.550	4.5	7.050	0.0	11.550
52	GADRUS, Vytautas	LTU	77	11.500	3.7	7.800	0.0	11.500
14	STOYNEV, Dobromir	BUL	78	11.450	4.2	7.250	0.0	11.450
58	BEDZETI-OLSEN, Arian	NOR	79	11.350	3.6	7.750	0.0	11.350
80	TAKAC, Igor	SVK	80	11.250	3.4	7.850	0.0	11.250
37	KRANITIS, Nikolaos	GRE	81	11.200	3.8	7.400	0.0	11.200
49	BANKOV, Ralfs	LAT	82	11.150	3.3	7.850	0.0	11.150
13	ANGELOV, Svetoslav	BUL	83	11.000	3.5	7.500	0.0	11.000
57	JENSET, Jesper	NOR	84	10.400	3.8	6.600	0.0	10.400
67	NECSA, Bogdan	ROU	85	10.250	3.6	6.650	0.0	10.250
23	MARTIN MARTIN, Andres	ESP	86	0.000	0.0	0.000	0.0	0.000
50	IVANOV, Antons	LAT	86	0.000	0.0	0.000	0.0	0.000

Results per apparatus (qualification) - Qualified finalists

EYOF qualification MENS

Utrecht 2013



16-Jul-2013

Medal group: EYOF Qualification Apparatus Men

	Apparatus:	Horizontal Bar	Rank	Result	D	E	N	Rslt	
31	BEVAN, Brinn	GBR	1	13.950	5.0	8.950	0.0	13.950	Q
46	MACCHINI, Carlo	ITA	2	13.750	5.1	8.650	0.0	13.750	Q
15	SRBIC, Tin	CRO	3	13.600	4.9	8.700	0.0	13.600	Q
29	DEGOUY, Paul	FRA	3	13.600	4.9	8.700	0.0	13.600	Q
71	STARIKOV, Valentin	RUS	5	13.550	4.8	8.750	0.0	13.550	Q
69	STRETOVICH, Ivan	RUS	6	13.550	5.1	8.450	0.0	13.550	Q
79	MUNSCH, Jonas	SUI	7	13.500	4.6	8.900	0.0	13.500	Q
70	POTAPOV, Kirill	RUS	8	13.450	5.0	8.450	0.0	13.450	
77	CORADI, Sascha	SUI	9	13.400	4.7	8.700	0.0	13.400	Q
32	THOMPSON, Gaius	GBR	10	13.400	4.9	8.500	0.0	13.400	R1
55	RIJKEN, Frank	NED	11	13.300	4.8	8.500	0.0	13.300	R2
33	WILSON, Nile	GBR	12	13.300	5.5	7.800	0.0	13.300	
88	PETRENKO, Oleksandr	UKR	13	13.250	5.2	8.050	0.0	13.250	R3
28	CLERC, Remi	FRA	14	13.200	4.6	8.600	0.0	13.200	
17	GEORGIU, Marios	CYP	15	13.200	4.6	8.600	0.0	13.200	
8	KEYBUS VAN DEN, Luka	BEL	16	13.200	4.9	8.300	0.0	13.200	
30	HRIMECHE, Zachari	FRA	17	13.050	4.9	8.150	0.0	13.050	
1	KHACHATRYAN, Vigen	ARM	18	13.000	4.1	8.900	0.0	13.000	
78	PIFFNER, Adrian	SUI	19	13.000	4.7	8.300	0.0	13.000	
9	VROLIX, Jonathan	BEL	20	12.950	4.2	8.750	0.0	12.950	
48	BARTOLINI, Nicola	ITA	21	12.950	4.7	8.250	0.0	12.950	
41	KARDOS, Neill	HUN	22	12.850	4.4	8.450	0.0	12.850	
56	ZUIDEMA, Justen	NED	23	12.850	4.7	8.150	0.0	12.850	
53	KUZMICKAS, Tomas	LTU	24	12.750	4.8	7.950	0.0	12.750	
11	ULASAU, Dzmitry	BLR	25	12.600	4.8	7.800	0.0	12.600	
62	GAWRONSKI, Sebastian	POL	26	12.550	4.4	8.150	0.0	12.550	
10	YAKAULEU, Ilya	BLR	27	12.550	4.6	7.950	0.0	12.550	
7	LANDUYT, Florian	BEL	28	12.550	4.8	7.750	0.0	12.550	
82	ONDER, Ahmet	TUR	29	12.500	4.2	8.300	0.0	12.500	
36	HAUG, Vinzenz	GER	30	12.450	4.6	7.850	0.0	12.450	
47	SARRUGERIO, Marco	ITA	31	12.400	4.4	8.000	0.0	12.400	
65	ALMEIDA, Bernardo	POR	32	12.400	4.6	7.800	0.0	12.400	
83	HAMARATCILAR, Isa	TUR	33	12.350	4.2	8.150	0.0	12.350	
34	DUNKEL, Nils	GER	34	12.350	4.5	7.850	0.0	12.350	
24	VILLALBA ORDINAS, Francisco	ESP	35	12.250	3.6	8.650	0.0	12.250	
38	TANTALIDIS, Antonios	GRE	36	12.250	4.8	7.450	0.0	12.250	
44	GLAZER, Eyal	ISR	37	12.150	4.1	8.050	0.0	12.150	
18	MELANARKITIS, Charalambos	CYP	38	12.100	3.8	8.300	0.0	12.100	
35	EHRMANTRAUT, Yannick	GER	39	12.050	4.4	7.650	0.0	12.050	
45	YANUKA, Moran	ISR	40	12.050	4.9	7.150	0.0	12.050	
39	DUDAS, Norbert	HUN	41	12.050	5.1	6.950	0.0	12.050	
20	RUZEK, Michal	CZE	42	12.000	4.0	8.000	0.0	12.000	
76	MRDJENOVIC, Nikola	SRB	43	12.000	4.1	7.900	0.0	12.000	
74	SMIGOC, Miha	SLO	44	11.950	4.2	7.750	0.0	11.950	
14	STOYNEV, Dobromir	BUL	45	11.900	3.9	8.000	0.0	11.900	
6	KATHAN, Dirk	AUT	46	11.850	3.9	7.950	0.0	11.850	
80	TAKAC, Igor	SVK	47	11.750	3.9	7.850	0.0	11.750	
42	JACK, Neill	IRL	48	11.650	3.1	8.550	0.0	11.650	
51	ULUKINS, Edgars	LAT	49	11.650	3.3	8.350	0.0	11.650	
64	DOURADO, Pedro	POR	50	11.600	4.4	7.200	0.0	11.600	
16	VLAHEK, Jakov	CRO	51	11.550	3.2	8.350	0.0	11.550	
86	VORONKO, Dmytro	UKR	52	11.550	3.5	8.050	0.0	11.550	
5	HOCK, Vinzenz	AUT	53	11.550	4.0	7.550	0.0	11.550	

Results per apparatus (qualification) - Qualified finalists


EYOF qualification MENS

Utrecht 2013



16-Jul-2013

Medal group: EYOF Qualification Apparatus Men

	Apparatus:	Horizontal Bar	Rank	Result	D	E	N	Rslt
66	GHIUZAN, Robert	ROU	54	11.550	4.3	7.250	0.0	11.550
84	GUNDOGDU, Yunus	TUR	55	11.500	3.3	8.200	0.0	11.500
87	GRYKO, Vladyslav	UKR	56	11.500	4.8	6.700	0.0	11.500
19	JANECZKO, Ondrej	CZE	57	11.350	3.8	7.550	0.0	11.350
2	GEVORGYAN, Arsen	ARM	58	11.250	2.7	8.550	0.0	11.250
72	BOJANC, Luka	SLO	59	11.200	3.0	8.200	0.0	11.200
67	NECSA, Bogdan	ROU	60	11.200	4.0	7.200	0.0	11.200
58	BEDZETI-OLSEN, Arian	NOR	61	11.100	3.3	7.800	0.0	11.100
63	GUIMARÃES, Pedro	POR	61	11.100	3.3	7.800	0.0	11.100
54	KAPITEIN, Milo	NED	63	11.050	3.1	7.950	0.0	11.050
60	PIWOWARSKI, Jakub	POL	64	11.000	3.8	7.200	0.0	11.000
59	LARSEN, Torry	NOR	65	11.000	4.1	6.900	0.0	11.000
40	BILICS, Bence	HUN	65	11.000	4.1	6.900	0.0	11.000
68	PRICHINDEL, Ovidiu	ROU	67	10.850	3.3	7.550	0.0	10.850
81	POTANCOK, Samuel	SVK	68	10.850	3.4	7.450	0.0	10.850
52	GADRUS, Vytautas	LTU	69	10.850	3.5	7.350	0.0	10.850
12	HRANKOUSKI, Viktor	BLR	70	10.800	2.2	8.600	0.0	10.800
4	BRAITSCH, Florian	AUT	71	10.800	3.8	7.000	0.0	10.800
43	FOX, Daniel	IRL	72	10.600	2.9	7.700	0.0	10.600
37	KRANITIS, Nikolaos	GRE	73	10.450	4.5	5.950	0.0	10.450
21	YE, Tomas	CZE	74	10.300	2.5	7.800	0.0	10.300
27	SORAVUO, Emil	FIN	75	10.200	2.2	8.000	0.0	10.200
75	VELICKOVIC, Petar	SRB	76	10.150	3.6	6.550	0.0	10.150
49	BANKOVŠ, Ralfs	LAT	77	10.050	2.2	7.850	0.0	10.050
13	ANGELOV, Svetoslav	BUL	78	9.900	2.8	7.100	0.0	9.900
61	STENCEL, Patryk	POL	79	9.850	3.6	6.250	0.0	9.850
73	LAMPRET, Peter	SLO	80	9.500	3.2	6.300	0.0	9.500
22	VERA MORA, Adria	ESP	81	8.500	2.8	5.700	0.0	8.500
25	HANNULA, Leevi	FIN	82	8.050	2.7	5.350	0.0	8.050
57	JENSET, Jesper	NOR	83	6.100	1.7	4.400	0.0	6.100
26	SAAMANEN, Rasmus	FIN	84	5.900	1.5	4.400	0.0	5.900
3	PETROSYAN, Hayk	ARM	85	5.750	2.8	2.950	0.0	5.750
23	MARTIN MARTIN, Andres	ESP	86	0.000	0.0	0.000	0.0	0.000
50	IVANOVŠ, Antons	LAT	86	0.000	0.0	0.000	0.0	0.000

Results per apparatus (qualification) - Qualified finalists

EYOF qualification MENS

Utrecht 2013



16-Jul-2013