

LIST OF QUALIFIERS SENIORS APPARATUS FINALS

SUN 27 MAY 2012 - 14:00



Qualifying Order	Bib Name	NOC Code	Qual. Score	Qualifying Order	Bib Name	NOC Code	Qual. Score
1	215 ABLYAZIN Denis	RUS	15.666	1	170 BERKI Krisztian	HUN	15.900
2	255 SHATILOV Alexander	ISR	15.566	2	151 SMITH Louis	GBR	15.900
3	176 BEHAN Kieran	IRL	15.266	3	110 TRUYENS Donna Donny	BEL	15.533
4	152 PURVIS Daniel	GBR	15.216	4	149 TOMMASONNE Cyril	FRA	15.333
5	150 THOMAS Kristian	GBR	15.200	5	171 HIDVEGI Vid	HUN	15.200
6	118 BARKALAU Dzmitry	BLR	15.133	6	103 MERDINYAN Harutyum	ARM	15.200
7	147 da SILVA Gael	FRA	15.100	7	154 WHITLOCK Max	GBR	15.066
8	167 KOSMIDIS Eleftherios	GRE	15.100	8	126 SELIGMAN Robert	CRO	14.966
Reserves				Reserves			
R1	218 GOLOTSUTSKOV Anton	RUS	15.033	R1	216 GARIBOV Emin	RUS	14.633
R2	237 STEPKO Oleg	UKR	14.966	R2	217 BELYAVSKIY David	RUS	14.533
R3	162 NGUYEN Marcel	GER	14.933	R3	214 BATAGA Cristian Ioan	ROU	14.500



Qualifying Order	Bib Name	NOC Code	Qual. Score	Qualifying Order	Bib Name	NOC Code	Qual. Score
1	145 AIT SAID Samir	FRA	15.566	1	215 ABLYAZIN Denis	RUS	16.412
2	219 BALANDIN Aleksandr	RUS	15.466	2	145 AIT SAID Samir	FRA	16.283
3	168 PETROUNIAS Eleftherios	GRE	15.366	3	163 FAHRIG Matthias	GER	16.049
4	180 MORANDI Matteo	ITA	15.366	4	150 THOMAS Kristian	GBR	16.012
5	192 van GELDER Lambertus	NED	15.183	5	218 GOLOTSUTSKOV Anton	RUS	15.958
6	215 ABLYAZIN Denis	RUS	15.066	6	115 KASPIAROVICH Dzmitry	BLR	15.833
7	226 HALLER Nils	SUI	14.800	7	210 KOCZI Flavius	ROU	15.783
8	162 NGUYEN Marcel	GER	14.666	8	153 PANTELEYMONOV Ruslan	GBR	15.766
Reserves				Reserves			
R1	104 VAHAGN Davtyan	ARM	14.666	R1	239 RADIVILOV Igor	UKR	15.666
R2	214 BATAGA Cristian Ioan	ROU	14.533	R2	140 TUUHA Tomi	FIN	15.549
R3	137 LOPEZ Ruben	ESP	14.466	R3	100 DAVTYAN Artur	ARM	15.449



Qualifying Order	Bib Name	NOC Code	Qual. Score	Qualifying Order	Bib Name	NOC Code	Qual. Score
1	220 PETKOVSEK Mitja	SLO	15.366	1	216 GARIBOV Emin	RUS	15.366
2	166 TSOLAKIDIS Vasileios	GRE	15.233	2	127 MOZNIK Marijo	CRO	15.233
3	148 SABOT Hamilton	FRA	15.233	3	165 MARAS Vlasios	GRE	14.908
4	162 NGUYEN Marcel	GER	15.066	4	148 SABOT Hamilton	FRA	14.833
5	262 PIASECKY Samuel	SVK	15.033	5	105 BALDAUF Marco	AUT	14.766
6	161 KRIMMER Sebastian	GER	14.966	6	146 CUCHERAT Yann	FRA	14.700
7	236 VERNIAIEV Oleg	UKR	14.966	7	164 SPIRIDONOV Evgenij	GER	14.666
8	226 HALLER Nils	SUI	14.900	8	160 BOY Philipp	GER	14.633
Reserves				Reserves			
R1	117 TSAREVICH Aliksandr	BLR	14.875	R1	262 PIASECKY Samuel	SVK	14.566
R2	191 ZONDERLAND Epke	NED	14.866	R2	108 LEIMLEHNER Fabian	AUT	14.566
R3	211 BERBECAR Marius Daniel	ROU	14.833	R3	152 PURVIS Daniel	GBR	14.433

LEGEND

Qual. Qualification

Rx Reserve



Floor



Pommel Horse



Rings



Vault



Parallel Bars



Horizontal Bar

LIST OF QUALIFIERS JUNIORS INDIVIDUAL ALLAROUND

FRI 25 MAY 2012 - 15:00

Qualifying Order	Bib	Name	NOC Code	Qualification Score
1	360	BAINES Frank	GBR	84.939
2	440	YUSOF Eddy	SUI	84.132
3	425	ZYRIANOV Grigori	RUS	83.597
4	361	WILSON Nile	GBR	82.964
5	428	STRETOVICH Ivan	RUS	82.881
6	357	DEGOUY Paul	FRA	82.555
7	310	KENIS Daan	BEL	82.465
8	442	BAUMANN Christian	SUI	81.556
9	405	SCHMIDT Casimir	NED	81.365
10	396	BARTOLINI Nicola	ITA	80.898
11	420	RADEANU Daniel Petrica Vasile	ROU	80.732
12	395	LANDINI Filippo	ITA	80.541
13	359	RANDRIANASOLO Anthony	FRA	80.065
14	400	TVOROGAL Robert	LTU	80.065
15	369	WEINERT Daniel	GER	79.999
16	455	YEGOROV Illya	UKR	79.906
17	312	GENTGES Maxime	BEL	79.699
18	347	TORREGROSA Borja	ESP	79.214
19	346	PEREZ MARCHANT Julian	ESP	79.156
20	324	TUSHEV Veliko	BUL	79.099
21	375	VAGNER Levente	HUN	79.015
22	450	COLAK Ibrahim	TUR	78.897
23	368	SCHLOTTERER Lukas	GER	78.390
24	329	SRBIC Tin	CRO	78.215
Reserves				
R1	436	ILIC Gavrilo	SRB	78.097
R2	377	MAKRA Laszlo	HUN	77.915
R3	390	ARNON Tom	ISR	77.831
R4	451	ONDER Ahmet	TUR	77.732

LEGEND

Rx Reserve for All-Around Final

LIST OF QUALIFIERS JUNIORS APPARATUS FINALS

SUN 27 MAY 2012 - 9:30



Qualifying Order	Bib Name	NOC Code	Qual. Score	Qualifying Order	Bib Name	NOC Code	Qual. Score
1	360 BAINES Frank	GBR	14.566	1	311 LOUWIJE Bram	BEL	14.166
2	420 RADEANU Daniel Petrica Vasile	ROU	14.233	2	425 ZYRIANOV Grigorii	RUS	14.066
3	429 PROKOPEV Kirill	RUS	14.200	3	362 THOMPSON Gaius	GBR	13.933
4	310 KENIS Daan	BEL	14.200	4	376 SELMECZI Bank	HUN	13.866
5	362 THOMPSON Gaius	GBR	14.133	5	440 YUSOF Eddy	SUI	13.833
6	313 VROLIX Jonathan	BEL	14.066	6	375 VAGNER Levente	HUN	13.800
7	325 KOROSTELJEV Andrej	CRO	14.066	7	360 BAINES Frank	GBR	13.733
8	315 KUSHNEREK Aliaksei	BLR	13.966	8	326 PRPIC Renato	CRO	13.700
Reserves				Reserves			
R1	441 WALTER Marco	SUI	13.966	R1	359 RANDRIANASOLO Anthony	FRA	13.700
R2	396 BARTOLINI Nicola	ITA	13.900	R2	442 BAUMANN Christian	SUI	13.700
R3	405 SCHMIDT Casimir	NED	13.900	R3	369 WEINERT Daniel	GER	13.700



Qualifying Order	Bib Name	NOC Code	Qual. Score	Qualifying Order	Bib Name	NOC Code	Qual. Score
1	363 TULLOCH Courtney	GBR	14.516	1	420 RADEANU Daniel Petrica Vasile	ROU	15.366
2	358 MICHOLET Stephen	FRA	14.500	2	441 WALTER Marco	SUI	15.300
3	440 YUSOF Eddy	SUI	13.900	3	362 THOMPSON Gaius	GBR	15.253
4	427 POLYASHOV Vladislav	RUS	13.833	4	405 SCHMIDT Casimir	NED	15.166
5	426 STEPANOV Sergey	RUS	13.833	5	346 PEREZ MARCHANT Julian	ESP	15.162
6	450 COLAK Ibrahim	TUR	13.833	6	357 DEGOUY Paul	FRA	15.149
7	443 MBOYO Henji	SUI	13.766	7	355 BOULET Edgar	FRA	15.066
8	333 KRASIAS Michalis	CYP	13.733	8	310 KENIS Daan	BEL	14.833
Reserves				Reserves			
R1	400 TVOROGAL Robert	LTU	13.733	R1	471 BUCULIS Germans	LAT	14.799
R2	324 TUSHEV Veliko	BUL	13.700	R2	363 TULLOCH Courtney	GBR	14.733
R3	360 BAINES Frank	GBR	13.666	R3	451 ONDER Ahmet	TUR	14.666



Qualifying Order	Bib Name	NOC Code	Qual. Score	Qualifying Order	Bib Name	NOC Code	Qual. Score
1	425 ZYRIANOV Grigorii	RUS	14.266	1	361 WILSON Nile	GBR	14.066
2	450 COLAK Ibrahim	TUR	14.166	2	360 BAINES Frank	GBR	13.741
3	364 BEVAN Brinn	GBR	14.083	3	366 LEIBIGER Tim	GER	13.700
4	440 YUSOF Eddy	SUI	14.033	4	442 BAUMANN Christian	SUI	13.641
5	369 WEINERT Daniel	GER	13.933	5	440 YUSOF Eddy	SUI	13.533
6	310 KENIS Daan	BEL	13.916	6	425 ZYRIANOV Grigorii	RUS	13.466
7	427 POLYASHOV Vladislav	RUS	13.900	7	355 BOULET Edgar	FRA	13.433
8	357 DEGOUY Paul	FRA	13.833	8	428 STRETOVICH Ivan	RUS	13.383
Reserves				Reserves			
R1	356 CLERC Remi	FRA	13.766	R1	347 TORREGROSA Borja	ESP	13.283
R2	320 ALEKSANDROV Yordan	BUL	13.733	R2	333 KRASIAS Michalis	CYP	13.200
R3	455 YEGOROV Ilyya	UKR	13.708	R3	368 SCHLOTTERER Lukas	GER	13.200

LEGEND

Qual. Qualification

Rx Reserve



Floor



Pommel Horse



Rings



Vault



Parallel Bars



Horizontal Bar

RESULTS
SENIORS APPARATUS FINALS
 SUN 27 MAY 2012



Rank	Bib	Name	NOC Code	D Score	E Score	Pen	Total
1	167	KOSMIDIS Eleftherios	GRE	6.600	9.166		15.766
2	118	BARKALAU Dzmitry	BLR	6.400	8.900		15.300
3	255	SHATILOV Alexander	ISR	6.700	8.566	0.1	15.166
4	147	da SILVA Gael	FRA	6.300	8.966	0.3	14.966
4	150	THOMAS Kristian	GBR	6.300	8.666		14.966
6	215	ABLYAZIN Denis	RUS	7.100	7.700		14.800
7	176	BEHAN Kieran	IRL	6.000	8.533	0.1	14.433
8	218	GOLOTSUTSKOV Anton	RUS	5.800	7.500	0.3	13.000

LEGEND

D Difficulty **E** Execution **Pen** Penalty

 Floor

RESULTS
SENIORS APPARATUS FINALS

SUN 27 MAY 2012



Rank	Bib	Name	NOC Code	D Score	E Score	Pen	Total
1	170	BERKI Krisztian	HUN	6.900	9.058		15.958
2	151	SMITH Louis	GBR	6.900	8.875		15.775
3	103	MERDINYAN Harutyum	ARM	6.400	8.900		15.300
4	126	SELIGMAN Robert	CRO	6.400	8.866		15.266
5	171	HIDVEGI Vid	HUN	6.500	8.633		15.133
6	154	WHITLOCK Max	GBR	6.700	8.283		14.983
7	149	TOMMASONE Cyril	FRA	6.400	8.433		14.833
8	110	TRUYENS Donna Donny	BEL	6.500	8.133		14.633

LEGEND

D Difficulty E Execution Pen Penalty



Pommel Horse

RESULTS
SENIORS APPARATUS FINALS

SUN 27 MAY 2012



Rank	Bib	Name	NOC Code	D Score	E Score	Pen	Total
1	219	BALANDIN Aleksandr	RUS	6.700	8.966		15.666
2	180	MORANDI Matteo	ITA	6.800	8.666		15.466
3	215	ABLYAZIN Denis	RUS	6.600	8.833		15.433
4	192	van GELDER Lambertus	NED	6.800	8.608		15.408
5	168	PETROUNIAS Eleftherios	GRE	6.800	8.533		15.333
6	162	NGUYEN Marcel	GER	6.600	8.400		15.000
7	226	HALLER Nils	SUI	6.300	8.300		14.600
8	104	VAHAGN Davtyan	ARM	6.500	7.900		14.400

LEGEND

D Difficulty E Execution Pen Penalty



Rings

RESULTS
SENIORS APPARATUS FINALS
 SUN 27 MAY 2012



Rank	Bib	Name	NOC Code	Vault	D Score	E Score	Pen	Vault Score	Total
1	210	KOCZI Flavius	ROU	1	7.000	9.200	0.1	16.100	16.116
				2	7.000	9.133		16.133	
2	239	RADIVILOV Igor	UKR	1	7.000	9.233		16.233	16.066
				2	7.000	8.900		15.900	
3	215	ABLYAZIN Denis	RUS	1	7.000	8.966		15.966	16.062
				2	7.200	8.958		16.158	
4	115	KASPIAROVICH Dzmitry	BLR	1	7.000	9.083		16.083	15.958
				2	7.000	8.833		15.833	
5	163	FAHRIG Matthias	GER	1	7.000	9.066		16.066	15.849
				2	6.600	9.033		15.633	
6	153	PANTELEYMONOV Ruslan	GBR	1	7.000	9.133		16.133	15.816
				2	6.600	9.000		0.1	
7	218	GOLOTSUTSKOV Anton	RUS	1	7.000	9.066		16.066	15.533
				2	7.000	8.000		15.000	
8	150	THOMAS Kristian	GBR	1	7.000	8.033		15.033	15.366
				2	6.600	9.100		15.700	

LEGEND	D Difficulty	E Execution	Pen Penalty
	Vault		

RESULTS
SENIORS APPARATUS FINALS
 SUN 27 MAY 2012



Rank	Bib	Name	NOC Code	D Score	E Score	Pen	Total
1	162	NGUYEN Marcel	GER	6.800	8.966		15.766
2	236	VERNIAIEV Oleg	UKR	6.700	8.966		15.666
3	220	PETKOVSEK Mitja	SLO	6.500	9.100		15.600
4	148	SABOT Hamilton	FRA	6.500	8.700		15.200
5	262	PIASECKY Samuel	SVK	6.200	8.966		15.166
6	166	TSOLAKIDIS Vasileios	GRE	6.400	8.400		14.800
7	226	HALLER Nils	SUI	6.200	8.433		14.633
8	161	KRIMMER Sebastian	GER	6.200	8.100		14.300

LEGEND

D Difficulty **E** Execution **Pen** Penalty



Parallel Bars

RESULTS
SENIORS APPARATUS FINALS

SUN 27 MAY 2012



Rank	Bib	Name	NOC Code	D Score	E Score	Pen	Total
1	216	GARIBOV Emin	RUS	7.200	8.633		15.833
2	127	MOZNIK Marijo	CRO	6.900	8.666		15.566
3	165	MARAS Vlasios	GRE	6.800	8.466		15.266
4	164	SPIRIDONOV Evgenij	GER	6.500	8.400		14.900
5	148	SABOT Hamilton	FRA	6.400	8.366		14.766
6	105	BALDAUF Marco	AUT	6.100	7.600		13.700
7	262	PIASECKY Samuel	SVK	6.200	7.333		13.533
8	160	BOY Philipp	GER	5.900	6.266		12.166

LEGEND

D Difficulty **E** Execution **Pen** Penalty



Horizontal Bar

RESULTS
JUNIORS APPARATUS FINALS
 SUN 27 MAY 2012



Rank	Bib	Name	NOC Code	D Score	E Score	Pen	Total
1	429	PROKOPEV Kirill	RUS	5.100	9.233		14.333
2	420	RADEANU Daniel Petrica Vasile	ROU	5.600	8.608		14.208
3	310	KENIS Daan	BEL	5.300	9.000	0.1	14.200
3	325	KOROSTELJEV Andrej	CRO	5.400	8.800		14.200
5	313	VROLIX Jonathan	BEL	5.200	8.900		14.100
5	360	BAINES Frank	GBR	5.400	8.700		14.100
7	362	THOMPSON Gaius	GBR	5.300	8.733	0.3	13.733
8	315	KUSHNERYK Aliaksei	BLR	5.000	8.066		13.066

LEGEND

D Difficulty **E** Execution **Pen** Penalty

 Floor

RESULTS
JUNIORS APPARATUS FINALS
 SUN 27 MAY 2012



Rank	Bib	Name	NOC Code	D Score	E Score	Pen	Total
1	362	THOMPSON Gaius	GBR	5.000	9.000		14.000
2	311	LOUWIJE Bram	BEL	4.900	8.800		13.700
3	440	YUSOF Eddy	SUI	4.800	8.666		13.466
4	376	SELMECZI Bank	HUN	5.200	7.333		12.533
5	360	BAINES Frank	GBR	4.800	7.266		12.066
6	425	ZYRIANOV Grigorii	RUS	4.200	7.466		11.666
7	375	VAGNER Levente	HUN	5.100	6.233		11.333
8	326	PRPIC Renato	CRO	3.800	7.500		11.300

LEGEND

D Difficulty **E** Execution **Pen** Penalty



Pommel Horse

RESULTS
JUNIORS APPARATUS FINALS
SUN 27 MAY 2012



Rank	Bib	Name	NOC Code	D Score	E Score	Pen	Total
1	363	TULLOCH Courtney	GBR	5.700	8.825		14.525
2	358	MICHOLET Stephen	FRA	5.700	8.733		14.433
3	440	YUSOF Eddy	SUI	5.200	8.741		13.941
4	450	COLAK Ibrahim	TUR	5.100	8.800		13.900
5	426	STEPANOV Sergey	RUS	5.400	8.350		13.750
6	443	MBOYO Henji	SUI	4.800	8.866		13.666
7	427	POLYASHOV Vladislav	RUS	4.900	8.566		13.466
8	333	KRASIAS Michalis	CYP	4.800	8.633		13.433

LEGEND

D Difficulty E Execution Pen Penalty



Rings

RESULTS JUNIORS APPARATUS FINALS

SUN 27 MAY 2012



Rank	Bib	Name	NOC Code	Vault	D Score	E Score	Pen	Vault Score	Total
1	405	SCHMIDT Casimir	NED	1	6.600	9.066	0.1	15.566	15.283
				2	6.200	8.800		15.000	
2	420	RADEANU Daniel Petrica Vasile	ROU	1	6.600	8.966		15.566	15.199
				2	6.200	8.733	0.1	14.833	
3	441	WALTER Marco	SUI	1	6.600	8.700	0.1	15.200	15.183
				2	6.200	8.966		15.166	
4	346	PEREZ MARCHANT Julian	ESP	1	6.600	9.166		15.766	15.124
				2	5.400	9.083		14.483	
5	362	THOMPSON Gaius	GBR	1	6.200	9.216		15.416	15.008
				2	5.800	8.900	0.1	14.600	
6	355	BOULET Edgar	FRA	1	6.200	8.933		15.133	14.862
				2	5.800	8.891	0.1	14.591	
7	357	DEGOUY Paul	FRA	1	6.200	9.050	0.1	15.150	14.858
				2	5.400	9.166		14.566	
8	310	KENIS Daan	BEL	1	6.200	8.900		15.100	14.500
				2	5.800	8.400	0.3	13.900	

LEGEND

D Difficulty **E** Execution **Pen** Penalty

 Vault

RESULTS
JUNIORS APPARATUS FINALS
SUN 27 MAY 2012



Rank	Bib	Name	NOC Code	D Score	E Score	Pen	Total
1	425	ZYRIANOV Grigorii	RUS	5.200	9.066		14.266
2	369	WEINERT Daniel	GER	5.200	8.833		14.033
2	450	COLAK Ibrahim	TUR	5.100	8.933		14.033
4	357	DEGOUY Paul	FRA	4.800	9.166		13.966
5	364	BEVAN Brinn	GBR	5.400	8.400		13.800
6	427	POLYASHOV Vladislav	RUS	5.100	8.466		13.566
7	310	KENIS Daan	BEL	5.000	8.533		13.533
8	440	YUSOF Eddy	SUI	5.200	8.033		13.233

LEGEND

D Difficulty E Execution Pen Penalty



Parallel Bars

RESULTS
JUNIORS APPARATUS FINALS

SUN 27 MAY 2012



Rank	Bib	Name	NOC Code	D Score	E Score	Pen	Total
1	360	BAINES Frank	GBR	4.900	8.933		13.833
2	440	YUSOF Eddy	SUI	4.700	9.000		13.700
3	425	ZYRIANOV Grigorii	RUS	4.800	8.866		13.666
4	361	WILSON Nile	GBR	5.000	8.533		13.533
5	442	BAUMANN Christian	SUI	5.100	8.366		13.466
6	355	BOULET Edgar	FRA	5.000	8.300		13.300
7	428	STRETOVICH Ivan	RUS	4.600	8.133		12.733
8	366	LEIBIGER Tim	GER	3.900	3.533		7.433

LEGEND

D Difficulty E Execution Pen Penalty



Horizontal Bar

RESULTS JUNIORS INDIVIDUAL ALL-AROUND FINAL

FRI 25 MAY 2012

Rank	Bib	Name	NOC Code							Total
1	360	BAINES Frank	GBR	13.833	<u>14.200</u>	13.633	15.425	14.041	13.800	84.932
2	361	WILSON Nile	GBR	13.633	<u>13.766</u>	13.916	15.066	14.133	13.666	84.180
3	440	YUSOF Eddy	SUI	13.866	<u>13.608</u>	13.841	15.033	13.933	13.550	83.831
4	400	TVOROGAL Robert	LTU	13.600	13.808	13.941	<u>14.633</u>	14.066	13.633	83.681
5	369	WEINERT Daniel	GER	13.800	<u>13.900</u>	13.733	14.566	14.100	12.666	82.765
6	357	DEGOUY Paul	FRA	13.266	13.066	13.566	<u>15.400</u>	14.000	13.300	82.598
7	428	STRETOVICH Ivan	RUS	<u>14.000</u>	13.700	13.666	14.233	13.400	13.133	82.132
8	425	ZYRIANOV Grigorii	RUS	12.800	13.800	<u>13.200</u>	15.366	14.116	12.600	81.882
9	395	LANDINI Filippo	ITA	13.133	13.183	<u>13.533</u>	14.566	13.500	12.966	80.881
10	420	RADEANU Daniel Petrica Vasile	ROU	14.016	11.900	<u>12.966</u>	15.600	13.341	12.900	80.723
11	310	KENIS Daan	BEL	13.975	11.066	<u>13.300</u>	15.166	13.600	13.158	80.265
12	396	BARTOLINI Nicola	ITA	13.800	12.633	12.100	<u>15.433</u>	13.366	12.900	80.232
13	450	COLAK Ibrahim	TUR	13.466	12.300	13.841	<u>14.500</u>	13.700	12.233	80.040
14	405	SCHMIDT Casimir	NED	<u>13.766</u>	13.033	13.166	15.666	12.000	12.266	79.897
15	347	TORREGROSA Borja	ESP	13.091	13.200	<u>13.400</u>	14.333	12.800	13.000	79.824
16	368	SCHLOTTERER Lukas	GER	13.233	13.233	13.150	<u>13.600</u>	13.400	13.166	79.782
17	324	TUSHEV Veliko	BUL	<u>13.033</u>	12.400	13.625	14.366	13.300	12.800	79.524
18	359	RANDRIANASOLO Anthony	FRA	13.133	12.700	<u>13.666</u>	14.866	12.766	11.800	78.931
19	442	BAUMANN Christian	SUI	<u>13.566</u>	12.566	13.566	15.358	10.483	13.266	78.805
20	436	ILIC Gavriilo	SRB	13.500	11.875	13.183	<u>14.433</u>	12.633	13.033	78.657
21	329	SRBIC Tin	CRO	13.566	<u>12.766</u>	12.666	13.566	13.050	12.800	78.414
22	455	YEGOROV Illya	UKR	<u>12.900</u>	11.600	13.133	14.466	13.600	11.600	77.299
23	346	PEREZ MARCHANT Julian	ESP	<u>13.466</u>	10.000	13.400	15.566	12.100	12.400	76.932
24	312	GENTGES Maxime	BEL	13.500	<u>12.400</u>	12.700	13.800	12.466	11.733	76.599

NOTES

Underlined totals indicates starting apparatus

LEGEND

	Floor		Pommel Horse		Rings		Vault		Parallel Bars		Horizontal Bar
--	-------	--	--------------	--	-------	--	-------	--	---------------	--	----------------

TEAM RESULTS SENIORS QUALIFICATIONS FOR COMPETITION CIII & CIV

THU 24 MAY 2012

Rank	Bib	NOC Name							Total	Ind. Rank
1		GBR - Great Britain								
	150	THOMAS K	15.200		14.366	16.291		14.233	60.090	
	151	SMITH L		15.900					15.900	
	152	PURVIS D	15.216	14.733	13.816	13.966	14.600	14.433	86.764	(1)
	153	PANTELEYMONOV R			14.133	15.933	14.400		44.466	
	154	WHITLOCK M	14.866	15.066			14.700	13.866	58.498	
		Total	45.282 (2)	45.699 (1)	42.315 (7)	<u>46.190</u> (6)	43.700 (3)	42.532 (4)	265.718	Q
2		RUS - Russia								
	215	ABLYAZIN D	15.666		15.066	16.300			47.032	
	216	GARIBOV E		14.633	14.366		14.733	15.366	59.098	
	217	BELYAVSKIY D	14.666	14.533		15.466	14.666	12.766	72.097	
	218	GOLOTSUTSKOV A	15.033	11.766		16.116		13.500	56.415	
	219	BALANDIN A			15.466		14.366		29.832	
		Total	45.365 (1)	40.932 (8)	44.898 (1)	47.882 (1)	43.765 (2)	<u>41.632</u> (5)	264.474	Q
3		FRA - France								
	145	AIT SAID S	14.333	11.833	15.566	16.200			57.932	
	146	CUCHERAT Y					13.766	14.700	28.466	
	147	da SILVA G	15.100		14.433	16.066		14.200	59.799	
	148	SABOT H		13.400	14.400		15.233	14.833	57.866	
	149	TOMMASONE C	14.433	15.333		15.200	14.658		59.624	
		Total	43.866 (6)	40.566 (10)	<u>44.399</u> (2)	47.466 (2)	43.657 (4)	43.733 (1)	263.687	Q
4		GER - Germany								
	160	BOY P	14.800	13.841	13.166	14.833		14.633	71.273	
	161	KRIMMER S		13.700			14.966		28.666	
	162	NGUYEN M	14.933		14.666	15.700	15.066	13.666	74.031	
	163	FAHRIG M	14.333			16.266	13.200		43.799	
	164	SPIRIDONOV E		14.366	14.000			14.666	43.032	
		Total	44.066 (4)	41.907 (5)	41.832 (12)	46.799 (4)	<u>43.232</u> (7)	42.965 (2)	260.801	Q
5		ROU - Romania								
	210	KOCZI F	14.366	14.066	13.633	15.900			57.965	
	211	BERBECAR MD			13.733	15.233	14.833		43.799	
	212	BUIDOSO O		13.166			13.033	13.666	39.865	
	213	COTUNA VB	14.333				14.333	14.366	43.032	
	214	BATAGA CI	14.433	14.500	14.533	15.700		13.500	72.666	
		Total	43.132 (8)	41.732 (7)	<u>41.899</u> (11)	46.833 (3)	42.199 (8)	41.532 (7)	257.327	Q

TEAM RESULTS SENIORS QUALIFICATIONS FOR COMPETITION CIII & CIV

THU 24 MAY 2012

Rank	Bib	NOC Name							Total	Ind. Rank
6		BLR - Belarus								
	115	KASPIAROVICH D				15.933	14.666		30.599	
	116	LIKHOVITSKIY A	14.700	14.066	13.866		14.733	14.200	71.565	
	117	TSAREVICH A		14.266			14.875	13.000	42.141	
	118	BARKALAU D	15.133	14.033	13.966	14.466		14.300	71.898	
	119	BULAUSKI P	11.966		13.966	14.800			40.732	
		Total	41.799 (11)	42.365 (3)	41.798 (13)	45.199 (13)	44.274 (1)	<u>41.500</u> (8)	256.935	Q
7		UKR - Ukraine								
	235	PAKHNYUK P		13.333					13.333	
	236	VERNIAIEV O	14.466	13.900	13.833	15.066	14.966	12.833	85.064	(2)
	237	STEPKO O	14.966	13.100	14.433	15.000	14.700	12.633	84.832	(3)
	238	SEMIANKIV M					13.733	14.358	28.091	
	239	RADIVILOV I	14.533		14.100	16.233			44.866	
		Total	43.965 (5)	40.333 (11)	42.366 (6)	<u>46.299</u> (5)	43.399 (6)	39.824 (14)	256.186	Q
8		SUI - Switzerland								
	225	CAPELLI C	14.583	12.333	13.600	15.766	14.533	13.600	84.415	(4)
	226	HALLER N			14.800		14.900		29.700	
	227	BUCHER P	14.100	13.133		14.700	14.033		55.966	
	228	BRAEGGER P	14.266		13.600			13.966	41.832	
	229	HEGI O		13.200		15.400		14.000	42.600	
		Total	42.949 (10)	38.666 (14)	42.000 (10)	45.866 (7)	43.466 (5)	<u>41.566</u> (6)	254.513	Q
9		ITA - Italy								
	180	MORANDI M			15.366	15.933	12.933		44.232	
	181	EDALLI L	13.333	13.266			13.866	14.033	54.498	
	182	TICCHI L		13.133			14.066	13.566	40.765	
	183	PRINCIPI P	14.400	13.600	14.200	15.300		13.433	70.933	
	184	CINGOLANI A	13.833		14.200	14.200			42.233	
		Total	<u>41.566</u> (13)	39.999 (12)	43.766 (3)	45.433 (10)	40.865 (12)	41.032 (9)	252.661	
10		ESP - Spain								
	135	BOTELLA PEREZ I	14.866			14.733			29.599	
	136	MUNOZ S		14.133	13.966	15.800		14.066	57.965	
	137	LOPEZ R	14.166		14.466		13.800	12.400	54.832	
	138	GOMEZ FUERTES J		12.700			13.725	13.566	39.991	
	139	ABAD N	14.100	11.800	14.433	15.333	14.133		69.799	
		Total	43.132 (8)	38.633 (15)	<u>42.865</u> (4)	45.866 (7)	41.658 (9)	40.032 (13)	252.186	

TEAM RESULTS SENIORS QUALIFICATIONS FOR COMPETITION CIII & CIV

THU 24 MAY 2012

Rank	Bib	NOC Name							Total	Ind. Rank
11 ARM - Armenia										
	100	DAVTYAN A	13.800	13.733	14.033	15.433	14.166	12.825	83.990	(5)
	101	STEPANYAN V	13.875	13.200	13.766	14.816	13.800	13.233	82.690	(9)
	102	VARDANYAN V	13.566			14.400	12.800	12.266	53.032	
	103	MERDINYAN H		15.200					15.200	
	104	VAHAGN D			14.666				14.666	
		Total	41.241 (15)	42.133 (4)	42.465 (5)	44.649 (15)	40.766 (13)	38.324 (18)	249.578	
12 POR - Portugal										
	205	ALMEIDA CAMPOS M		11.633	13.733		14.416	13.566	53.348	
	206	PALMA SIMOES G	14.233	14.033	14.000	14.700			56.966	
	207	LOY da GRACA B		13.700		14.100	13.000	13.800	54.600	
	208	FILIFE de ARAUJO L	14.100			15.333			29.433	
	209	MARTINS R	13.433		12.033		13.266	13.033	51.765	
		Total	41.766 (12)	39.366 (13)	39.766 (18)	44.133 (19)	40.682 (14)	40.399 (10)	246.112	
13 AUT - Austria										
	105	BALDAUF M		12.500				14.766	27.266	
	106	DYRMISHI X		11.400					11.400	
	107	KRANZLMUELLER L	13.833		12.333	13.533	13.725		53.424	
	108	LEIMLEHNER F	13.900	12.966	13.558	14.800	13.966	14.566	83.756	(6)
	109	SCHWAB M	13.733		12.933	15.066	12.466	13.600	67.798	
		Total	41.466 (14)	36.866 (18)	38.824 (20)	43.399 (22)	40.157 (16)	42.932 (3)	243.644	
14 BEL - Belgium										
	110	TRUYENS DD		15.533					15.533	
	111	SCHROE K		13.066			12.766	12.966	38.798	
	112	VERBAEYS J	13.533	12.133	12.166	14.500	14.433	13.600	80.365	(12)
	113	NEUTELEERS T	12.700		13.566	14.466	12.666	13.566	66.964	
	114	TOEBACK J	12.766		13.833	15.000			41.599	
		Total	38.999 (21)	40.732 (9)	39.565 (19)	43.966 (20)	39.865 (18)	40.132 (12)	243.259	
15 IRL - Ireland										
	175	SMITH A	14.925	12.133		15.366	13.633	12.033	68.090	
	176	BEHAN K	15.266			14.033			29.299	
	177	CARSON L		11.566	13.233		13.533	13.033	51.365	
	178	SEBASTIAN R	14.666		13.833	14.400		12.500	55.399	
	179	O'CONNOR C		12.366	13.400		12.066		37.832	
		Total	44.857 (3)	36.065 (21)	40.466 (14)	43.799 (21)	39.232 (19)	37.566 (23)	241.985	

TEAM RESULTS SENIORS QUALIFICATIONS FOR COMPETITION CIII & CIV

THU 24 MAY 2012

Rank	Bib	NOC Name							Total	Ind. Rank
16		GRE - Greece								
	165	MARAS V		12.666		15.700	13.533	14.908	56.807	
	166	TSOLAKIDIS V					15.233		15.233	
	167	KOSMIDIS E	15.100		13.166	15.033		10.433	53.732	
	168	PETROUNIAS E	14.066	13.133	15.366				42.565	
	169	MARKOUSIS D	14.200	6.533	13.733	14.700	12.533	12.866	74.565	(21)
		Total	43.366 (7)	32.332 (26)	<u>42.265</u> (8)	45.433 (10)	41.299 (11)	38.207 (20)	241.902	
17		HUN - Hungary								
	170	BERKI K		15.900					15.900	
	171	HIDVEGI V		15.200					15.200	
	172	RACZ A	12.933		13.800	13.700	13.500	13.333	67.266	
	173	VLACSIL A	12.100		13.000	14.033	12.466	12.966	64.565	
	174	KALLAI Z	13.166	13.900	13.033	12.866	13.133	12.166	78.264	(16)
		Total	<u>38.199</u> (24)	45.000 (2)	39.833 (16)	40.599 (25)	39.099 (20)	38.465 (17)	241.195	
18		POL - Poland								
	200	KULESZA R		12.700	13.300		14.766	12.700	53.466	
	201	KIERZKOWSKI A			13.100		14.366	12.166	39.632	
	202	LYSZCZARZ M	13.466		13.433	15.266			42.165	
	203	RZEPA A	12.666	13.000		14.166	11.366	13.100	64.298	
	204	BORKOWSKI L	12.466	12.233		15.000			39.699	
		Total	38.598 (23)	37.933 (16)	<u>39.833</u> (16)	44.432 (17)	40.498 (15)	37.966 (21)	239.260	
19		BUL - Bulgaria								
	120	HRISTOV E	12.700	12.166					24.866	
	121	VALCHEV V	13.625	12.466	13.766	14.666	12.566	13.600	80.689	(10)
	122	VOVK Y		11.700	13.208	15.358	13.975	12.533	66.774	
	123	STOIMENOV E	11.800			14.550		12.633	38.983	
	124	MARINOV H			13.333		13.333		26.666	
		Total	38.125 (25)	36.332 (20)	40.307 (15)	44.574 (16)	<u>39.874</u> (17)	38.766 (16)	237.978	
20		NED - Netherlands								
	190	WAMMES J	14.683			14.833		13.000	42.516	
	191	ZONDERLAND E					14.866	12.933	27.799	
	192	van GELDER L			15.183				15.183	
	193	van ASSCHE A	13.133	13.400	14.100	14.666	13.100		68.399	
	194	DEURLOO B	13.300	14.483	12.966	14.833	13.533	14.433	83.548	(7)
		Total	41.116 (17)	27.883 (27)	42.249 (9)	44.332 (18)	<u>41.499</u> (10)	40.366 (11)	237.445	

TEAM RESULTS SENIORS QUALIFICATIONS FOR COMPETITION CIII & CIV

THU 24 MAY 2012

Rank	Bib	NOC Name							Total	Ind. Rank
21		FIN - Finland								
	140	TUUHA T			13.466	15.733	12.900		42.099	
	141	KANERVA J	13.733	12.266				12.266	38.265	
	142	KOSKINEN J				14.500	12.200	13.066	39.766	
	143	NIVA H	13.566	12.733	12.733		13.300	12.900	65.232	
	144	HOLOPAINEN K	13.833	11.033	12.200	14.600			51.666	
		Total	41.132 (16)	36.032 (22)	38.399 (22)	44.833 (14)	38.400 (22)	38.232 (19)	237.028	
22		DEN - Denmark								
	130	VAMMEN H	14.066	13.900	13.033	15.400	13.433	13.083	82.915	(8)
	131	HANSEN ML			12.900				12.900	
	132	SOENDERGAARD M		11.566			12.233	12.766	36.565	
	133	FUGLSIG J	12.633			15.616	11.233		39.482	
	134	WINTHER J	12.966	11.900	12.566	14.233		11.900	63.565	
		Total	39.665 (19)	37.366 (17)	38.499 (21)	45.249 (12)	36.899 (25)	37.749 (22)	235.427	
23		NOR - Norway								
	195	HANCHE-OLSEN J		11.966	12.966		12.966	13.466	51.364	
	196	SKJERAHAUG S	12.400	12.566	10.200	14.866	13.533	13.233	76.798	(18)
	197	ANDREASSEN H	12.633			15.700			28.333	
	198	CONRADI M		11.233					11.233	
	199	FJELD LJ	13.866		12.933	14.933	12.383	12.333	66.448	
		Total	38.899 (22)	35.765 (23)	36.099 (25)	45.499 (9)	38.882 (21)	39.032 (15)	234.176	
24		TUR - Turkey								
	230	SAMILOGLU U						12.000	12.000	
	231	SANLI O	13.200	12.366		13.633	12.633	11.300	63.132	
	232	ARICAN F		12.500	13.841		14.266	12.766	53.373	
	233	BONCUK C	12.766		11.133	14.200	10.833		48.932	
	234	AKDOGAN S	13.166	10.133	11.933	14.166			49.398	
		Total	39.132 (20)	34.999 (24)	36.907 (24)	41.999 (23)	37.732 (23)	36.066 (24)	226.835	
25		LTU - Lithuania								
	185	IZMODENOV J	13.066	11.033	12.866	14.125	13.233	13.300	77.623	(17)
	186	ESAULOV V	11.966	12.033	12.633	14.033	13.166	11.525	75.356	(19)
	187	BURINSKAS R	11.433	9.983	11.500	12.500	10.833	11.100	67.349	(25)
		Total	36.465 (26)	33.049 (25)	36.999 (23)	40.658 (24)	37.232 (24)	35.925 (25)	220.328	

TEAM RESULTS

SENIORS QUALIFICATIONS FOR COMPETITION CIII & CIV

THU 24 MAY 2012

Rank	Bib	NOC Name							Total	Ind. Rank
26 GEO - Georgia										
	155	NOZADZE P	13.600	12.000	12.366	13.975	10.500	10.100	72.541	(22)
	156	LIONIDZE N	12.666		7.233	11.966	12.216	10.166	54.247	
	157	KHARABADZE M		12.066					12.066	
	158	DALAKISHVILI S	13.433	12.733	12.933	14.266	13.433	13.166	79.964	(13)
		Total	39.699 (18)	<u>36.799</u> (19)	32.532 (26)	40.207 (26)	36.149 (26)	33.432 (26)	218.818	
27 CRO - Croatia										
	125	UDE F		13.833					13.833	
	126	SELIGMAN R		14.966		12.533			27.499	
	127	MOZNIK M			5.600			15.233	20.833	
	128	MARKOVIC T	14.600		10.100	12.633	11.800		49.133	
	129	BREZ M	12.433	13.000	6.866		12.500	10.833	55.632	
		Total	<u>27.033</u> (28)	41.799 (6)	22.566 (28)	25.166 (28)	24.300 (28)	26.066 (27)	166.930	
28 SLO - Slovenia										
	220	PETKOVSEK M					15.366		15.366	
	221	BERTONCELJ S		13.166					13.166	
	222	KLAVORA R	14.366		11.833	14.366		10.416	50.981	
	223	DIMIC A	13.133	13.366	12.233	15.033	13.833	11.466	79.064	(15)
		Total	27.499 (27)	26.532 (28)	24.066 (27)	<u>29.399</u> (27)	29.199 (27)	21.882 (28)	158.577	

NOTES
 Underlined totals indicate starting apparatus.
 Italics indicate the low (discarded) score.

LEGEND

Ind. Individual Q Qualified for Team Final

Floor
 Pommel Horse
 Rings
 Vault
 Parallel Bars
 Horizontal Bar

Greece 1.00 points of deduction due to violation of attire reg. CoP Art. 4

RESULTS

SENIORS QUALIFICATIONS FOR COMPETITION CIII & CIV

THU 24 MAY 2012



Rank	Bib	Name	NOC Code	D Score	E Score	Pen	Total
1	215	ABLYAZIN Denis	RUS	6.900	8.766		15.666 Q
2	255	SHATILOV Alexander	ISR	6.600	8.966		15.566 Q
3	176	BEHAN Kieran	IRL	6.400	8.866		15.266 Q
4	152	PURVIS Daniel	GBR	6.300	8.916		15.216 Q
5	150	THOMAS Kristian	GBR	6.300	8.900		15.200 Q
6	118	BARKALAU Dzmitry	BLR	6.200	8.933		15.133 Q
7	147	da SILVA Gael	FRA	6.200	8.900		15.100 Q
8	167	KOSMIDIS Eleftherios	GRE	6.500	8.600		15.100 Q
9	218	GOLOTSUTSKOV Anton	RUS	6.300	8.733		15.033 R1
10	237	STEPKO Oleg	UKR	6.100	8.866		14.966 R2
11	162	NGUYEN Marcel	GER	6.100	8.833		14.933 R3
12	175	SMITH Andrew	IRL	6.400	8.625	0.1	14.925
13	135	BOTELLA PEREZ Isaac	ESP	6.500	8.466	0.1	14.866
13	154	WHITLOCK Max	GBR	6.500	8.466	0.1	14.866
15	160	BOY Philipp	GER	6.400	8.700	0.3	14.800
16	116	LIKHOVITSKIY Andrey	BLR	5.600	9.100		14.700
17	190	WAMMES Jeffrey	NED	6.300	8.383		14.683
18	178	SEBASTIAN Rohan	IRL	5.700	8.966		14.666
19	217	BELYAVSKIY David	RUS	6.200	8.466		14.666
20	128	MARKOVIC Tomislav	CRO	6.300	8.700	0.4	14.600
21	225	CAPELLI Claudio	SUI	5.700	8.883		14.583
22	239	RADIVILOV Igor	UKR	5.700	8.833		14.533
23	236	VERNIAIEV Oleg	UKR	6.500	8.066	0.1	14.466
24	149	TOMMASONE Cyril	FRA	5.800	8.633		14.433
24	214	BATAGA Cristian Ioan	ROU	5.800	8.633		14.433
26	183	PRINCIPI Paolo	ITA	6.000	8.400		14.400
27	222	KLAVORA Rok	SLO	6.100	8.266		14.366
28	210	KOCZI Flavius	ROU	6.400	7.966		14.366
29	145	AIT SAID Samir	FRA	5.600	8.733		14.333
30	254	KONECNY Martin	CZE	5.800	8.533		14.333
31	213	COTUNA Vlad Bogdan	ROU	6.300	8.033		14.333
32	163	FAHRIG Matthias	GER	6.700	7.733	0.1	14.333
33	228	BRAEGGER Pablo	SUI	5.600	8.766	0.1	14.266
34	206	PALMA SIMOES Gustavo	POR	5.800	8.433		14.233
35	169	MARKOUSIS Dimitrios	GRE	6.200	8.100	0.1	14.200
36	137	LOPEZ Ruben	ESP	5.600	8.566		14.166
37	227	BUCHER Pascal	SUI	5.200	8.900		14.100
38	139	ABAD Nestor	ESP	5.400	8.700		14.100
39	208	FILIPPE de ARAUJO Luis	POR	5.700	8.400		14.100
40	130	VAMMEN Helge	DEN	5.300	8.766		14.066
40	168	PETROUNIAS Eleftherios	GRE	5.300	8.766		14.066
42	108	LEIMLEHNER Fabian	AUT	5.400	8.500		13.900
43	101	STEPANYAN Vahagn	ARM	5.000	8.875		13.875

RESULTS

SENIORS QUALIFICATIONS FOR COMPETITION CIII & CIV

THU 24 MAY 2012



Rank	Bib	Name	NOC Code	D Score	E Score	Pen	Total
44	199	FJELD Lars Jorgen	NOR	5.400	8.466		13.866
45	144	HOLOPAINEN Kasper	FIN	5.000	8.833		13.833
46	184	CINGOLANI Andrea	ITA	6.100	8.433	0.7	13.833
47	107	KRANZLMUELLER Lukas	AUT	5.400	8.433		13.833
48	100	DAVTYAN Artur	ARM	4.900	8.900		13.800
49	258	KARDASOVS Vitalijs	LAT	5.000	8.800		13.800
50	141	KANERVA Juho	FIN	5.000	8.733		13.733
51	109	SCHWAB Matthias	AUT	5.700	8.033		13.733
52	256	ARONOVICH Felix	ISR	5.400	8.266		13.666
53	121	VALCHEV Velislav	BUL	5.200	8.425		13.625
54	155	NOZADZE Paata	GEO	5.000	8.600		13.600
55	102	VARDANYAN Vahan	ARM	4.400	9.166		13.566
56	143	NIVA Heikki	FIN	5.300	8.266		13.566
57	112	VERBAEYS Jimmy	BEL	5.800	7.833	0.1	13.533
58	202	LYSZCZARZ Marek	POL	5.100	8.466	0.1	13.466
59	158	DALAKISHVILI Shalva	GEO	4.800	8.633		13.433
60	209	MARTINS Ricardo	POR	5.200	8.233		13.433
61	250	SHIKHALIYEV Shakir	AZE	6.100	7.333		13.433
62	181	EDALLI Ludovico	ITA	4.700	8.633		13.333
63	194	DEURLOO Bart	NED	4.300	9.000		13.300
64	231	SANLI Ozgur	TUR	4.500	8.700		13.200
65	234	AKDOGAN Semih	TUR	4.500	8.666		13.166
66	174	KALLAI Zoltan	HUN	4.800	8.366		13.166
67	193	van ASSCHE Anthony	NED	4.800	8.633	0.3	13.133
68	223	DIMIC Alen	SLO	4.900	8.233		13.133
69	185	IZMODENOV Jevgenij	LTU	4.900	8.366	0.2	13.066
70	134	WINTHER Joachim	DEN	4.500	8.466		12.966
71	172	RACZ Attila	HUN	5.000	8.033	0.1	12.933
72	233	BONCUK Coskun	TUR	4.800	8.366	0.4	12.766
73	114	TOEBACK Jonas	BEL	5.400	7.466	0.1	12.766
74	120	HRISTOV Emil	BUL	4.700	8.100	0.1	12.700
75	113	NEUTELEERS Thomas	BEL	5.400	7.300		12.700
76	156	LIONIDZE Nodar	GEO	4.300	8.366		12.666
77	203	RZEPA Adam	POL	5.200	7.466		12.666
78	133	FUGLSIG Joao	DEN	5.100	7.533		12.633
79	197	ANDREASSEN Haakon	NOR	5.800	6.833		12.633
80	260	WALDBILLIG Oliver	LUX	4.200	8.366		12.566
81	261	CROVETTO Kevin	MON	4.400	8.100		12.500
82	204	BORKOWSKI Lukasz	POL	5.000	7.466		12.466
83	129	BREZ Marko	CRO	3.600	8.833		12.433
84	252	PAPAEVRIPIDOU Xenios	CYP	4.400	8.133	0.1	12.433
85	196	SKJERAHAUG Stian	NOR	5.100	7.400	0.1	12.400
86	173	VLACSIL Attila	HUN	5.100	7.300	0.3	12.100

RESULTS
SENIORS QUALIFICATIONS FOR COMPETITION CIII & CIV
 THU 24 MAY 2012



Rank	Bib	Name	NOC Code	D Score	E Score	Pen	Total
87	119	BULAUSKI Pavel	BLR	4.900	7.366	0.3	11.966
87	186	ESAULOV Vladislav	LTU	4.900	7.366	0.3	11.966
89	123	STOIMENOV Emil	BUL	5.200	6.600		11.800
90	187	BURINSKAS Raimundas	LTU	3.800	8.033	0.4	11.433
91	253	BOMER Jiri	CZE	4.500	6.366		10.866

LEGEND

D Difficulty **E** Execution **Pen** Penalty **Q** Qualified for Floor Final **Rx** Reserve for Floor Final

 Floor

RESULTS SENIORS QUALIFICATIONS FOR COMPETITION CIII & CIV

THU 24 MAY 2012



Rank	Bib	Name	NOC Code	D Score	E Score	Pen	Total
1	170	BERKI Krisztian	HUN	6.700	9.200		15.900 Q
2	151	SMITH Louis	GBR	6.900	9.000		15.900 Q
3	110	TRUYENS Donna Donny	BEL	6.500	9.033		15.533 Q
4	149	TOMMASONE Cyril	FRA	6.400	8.933		15.333 Q
5	171	HIDVEGI Vid	HUN	6.200	9.000		15.200 Q
6	103	MERDINYAN Harutyum	ARM	6.500	8.700		15.200 Q
7	154	WHITLOCK Max	GBR	6.500	8.566		15.066 Q
8	126	SELIGMAN Robert	CRO	6.200	8.766		14.966 Q
9	152	PURVIS Daniel	GBR	6.000	8.733		14.733
10	216	GARIBOV Emin	RUS	5.900	8.733		14.633 R1
11	217	BELYAVSKIY David	RUS	6.300	8.233		14.533 R2
12	214	BATAGA Cristian Ioan	ROU	5.900	8.600		14.500 R3
13	194	DEURLOO Bart	NED	6.000	8.483		14.483
14	255	SHATILOV Alexander	ISR	6.000	8.433		14.433
15	164	SPIRIDONOV Evgenij	GER	5.800	8.566		14.366
16	117	TSAREVICH Aliaksandr	BLR	5.800	8.466		14.266
17	136	MUNOZ Sergio	ESP	5.800	8.333		14.133
18	116	LIKHOVITSKIY Andrey	BLR	5.800	8.266		14.066
19	210	KOCZI Flavius	ROU	6.600	7.466		14.066
20	257	TREFILOVS Dmitrijs	LAT	6.000	8.050		14.050
21	118	BARKALAU Dzmitry	BLR	5.800	8.233		14.033
22	206	PALMA SIMOES Gustavo	POR	6.200	7.833		14.033
23	130	VAMMEN Helge	DEN	5.400	8.500		13.900
24	236	VERNIAIEV Oleg	UKR	6.000	7.900		13.900
25	174	KALLAI Zoltan	HUN	6.600	7.300		13.900
26	160	BOY Philipp	GER	5.800	8.041		13.841
27	125	UDE Filip	CRO	6.000	7.833		13.833
28	100	DAVTYAN Artur	ARM	5.400	8.333		13.733
29	207	LOY da GRACA Bernardo	POR	5.500	8.200		13.700
30	161	KRIMMER Sebastian	GER	6.200	7.500		13.700
31	183	PRINCIPI Paolo	ITA	5.400	8.200		13.600
32	148	SABOT Hamilton	FRA	5.200	8.200		13.400
33	193	van ASSCHE Anthony	NED	5.300	8.100		13.400
34	223	DIMIC Alen	SLO	5.300	8.066		13.366
35	235	PAKHNYUK Petro	UKR	6.400	6.933		13.333
36	181	EDALLI Ludovico	ITA	5.400	7.866		13.266
37	229	HEGI Oliver	SUI	5.600	7.600		13.200
38	101	STEPANYAN Vahagn	ARM	5.800	7.400		13.200
39	212	BUIDOSO Ovidiu	ROU	5.100	8.066		13.166
40	221	BERTONCELJ Saso	SLO	5.200	7.966		13.166
41	182	TICCHI Lorenzo	ITA	4.700	8.433		13.133
42	168	PETROUNIAS Eleftherios	GRE	4.800	8.333		13.133
43	227	BUCHER Pascal	SUI	5.700	7.433		13.133

RESULTS
SENIORS QUALIFICATIONS FOR COMPETITION CIII & CIV

THU 24 MAY 2012



Rank	Bib	Name	NOC Code	D Score	E Score	Pen	Total
44	250	SHIKHALIYEV Shakir	AZE	5.100	8.000		13.100
45	237	STEPKO Oleg	UKR	6.000	7.100		13.100
46	111	SCHROE Kristof	BEL	5.200	7.866		13.066
47	129	BREZ Marko	CRO	4.700	8.300		13.000
48	203	RZEPA Adam	POL	6.000	7.000		13.000
49	108	LEIMLEHNER Fabian	AUT	4.800	8.166		12.966
50	158	DALAKISHVILI Shalva	GEO	4.700	8.033		12.733
51	143	NIVA Heikki	FIN	4.900	7.833		12.733
52	200	KULESZA Roman	POL	4.800	7.900		12.700
53	138	GOMEZ FUERTES Javier	ESP	5.600	7.100		12.700
54	165	MARAS Vlasios	GRE	3.900	8.766		12.666
55	252	PAPAEVRIPIDOU Xenios	CYP	4.400	8.166		12.566
56	196	SKJERAHAUG Stian	NOR	5.600	6.966		12.566
57	105	BALDAUF Marco	AUT	4.600	7.900		12.500
58	232	ARICAN Ferhat	TUR	5.500	7.000		12.500
59	121	VALCHEV Velislav	BUL	4.800	7.666		12.466
60	179	O'CONNOR Christopher	IRL	4.100	8.266		12.366
61	231	SANLI Ozgur	TUR	4.300	8.066		12.366
62	225	CAPELLI Claudio	SUI	5.200	7.133		12.333
63	141	KANERVA Juhó	FIN	5.500	6.766		12.266
64	204	BORKOWSKI Lukasz	POL	4.100	8.133		12.233
65	120	HRISTOV Emil	BUL	4.700	7.466		12.166
66	175	SMITH Andrew	IRL	5.000	7.133		12.133
67	112	VERBAEYS Jimmy	BEL	5.200	6.933		12.133
68	157	KHARABADZE Mikheil	GEO	5.700	6.366		12.066
69	186	ESAULOV Vladislav	LTU	4.200	7.833		12.033
70	155	NOZADZE Paata	GEO	4.900	7.100		12.000
71	195	HANCHE-OLSEN Joachim	NOR	5.000	6.966		11.966
72	134	WINTHER Joachim	DEN	3.900	8.000		11.900
73	145	AIT SAID Samir	FRA	4.500	7.333		11.833
74	139	ABAD Nestor	ESP	5.000	6.800		11.800
75	218	GOLOTSUTSKOV Anton	RUS	5.200	6.566		11.766
76	122	VOVK Yaroslav	BUL	4.400	7.300		11.700
77	205	ALMEIDA CAMPOS Manuel	POR	5.300	6.333		11.633
78	132	SOENDERGAARD Mikkel	DEN	3.800	7.766		11.566
79	177	CARSON Luke	IRL	4.700	6.866		11.566
80	256	ARONOVICH Felix	ISR	4.900	6.533		11.433
81	106	DYRMISHI Xheni	AUT	4.700	6.700		11.400
82	198	CONRADI Marcus	NOR	3.900	7.333		11.233
83	259	PALGEN Sascha	LUX	5.000	6.066		11.066
84	144	HOLOPAINEN Kasper	FIN	2.900	8.133		11.033
85	185	IZMODENOV Jevgenij	LTU	4.100	6.933		11.033
86	260	WALDBILLIG Oliver	LUX	3.600	6.833		10.433

RESULTS
SENIORS QUALIFICATIONS FOR COMPETITION CIII & CIV

THU 24 MAY 2012



Rank	Bib	Name	NOC Code	D Score	E Score	Pen	Total
87	234	AKDOGAN Semih	TUR	3.900	6.233		10.133
88	187	BURINSKAS Raimundas	LTU	3.500	6.483		9.983
89	261	CROVETTO Kevin	MON	3.600	6.266		9.866
90	253	BOMER Jiri	CZE	4.400	5.466		9.866
91	169	MARKOUSIS Dimitrios	GRE	3.400	3.133		6.533

LEGEND

D Difficulty **E** Execution **Pen** Penalty **Q** Qualified for Pommel Horse Final **Rx** Reserve for Pommel Horse Final



Pommel Horse

RESULTS SENIORS QUALIFICATIONS FOR COMPETITION CIII & CIV

THU 24 MAY 2012



Rank	Bib	Name	NOC Code	D Score	E Score	Pen	Total
1	145	AIT SAID Samir	FRA	6.800	8.766		15.566 Q
2	219	BALANDIN Aleksandr	RUS	6.700	8.766		15.466 Q
3	168	PETROUNIAS Eleftherios	GRE	6.800	8.566		15.366 Q
3	180	MORANDI Matteo	ITA	6.800	8.566		15.366 Q
5	192	van GELDER Lambertus	NED	6.500	8.683		15.183 Q
6	215	ABLYAZIN Denis	RUS	6.600	8.466		15.066 Q
7	226	HALLER Nils	SUI	6.300	8.500		14.800 Q
8	162	NGUYEN Marcel	GER	6.400	8.266		14.666 Q
9	104	VAHAGN Davtyan	ARM	6.600	8.066		14.666 R1
10	214	BATAGA Cristian Ioan	ROU	6.100	8.433		14.533 R2
11	137	LOPEZ Ruben	ESP	6.400	8.066		14.466 R3
12	139	ABAD Nestor	ESP	5.900	8.533		14.433
13	147	da SILVA Gael	FRA	6.000	8.433		14.433
14	237	STEPKO Oleg	UKR	6.400	8.033		14.433
15	148	SABOT Hamilton	FRA	5.700	8.700		14.400
16	150	THOMAS Kristian	GBR	5.800	8.566		14.366
17	216	GARIBOV Emin	RUS	5.900	8.466		14.366
18	183	PRINCIPI Paolo	ITA	5.400	8.800		14.200
19	184	CINGOLANI Andrea	ITA	6.000	8.200		14.200
20	153	PANTELEYMONOV Ruslan	GBR	6.000	8.133		14.133
21	193	van ASSCHE Anthony	NED	5.900	8.200		14.100
22	239	RADIVILOV Igor	UKR	6.800	7.300		14.100
23	100	DAVTYAN Artur	ARM	5.300	8.733		14.033
24	251	GEORGALLAS Irodotos	CYP	6.200	7.833		14.033
25	164	SPIRIDONOV Evgenij	GER	5.800	8.200		14.000
26	206	PALMA SIMOES Gustavo	POR	6.500	7.500		14.000
27	118	BARKALAU Dzmitry	BLR	5.800	8.166		13.966
27	119	BULAUSKI Pavel	BLR	5.800	8.166		13.966
29	136	MUNOZ Sergio	ESP	6.100	7.866		13.966
30	116	LIKHOVITSKIY Andrey	BLR	5.600	8.266		13.866
31	232	ARICAN Ferhat	TUR	5.900	7.941		13.841
32	178	SEBASTIAN Rohan	IRL	5.900	7.933		13.833
33	114	TOEBACK Jonas	BEL	6.200	7.633		13.833
34	236	VERNIAIEV Oleg	UKR	6.300	7.533		13.833
35	152	PURVIS Daniel	GBR	5.200	8.616		13.816
36	172	RACZ Attila	HUN	5.600	8.200		13.800
37	101	STEPANYAN Vahagn	ARM	5.400	8.366		13.766
38	121	VALCHEV Velislav	BUL	5.900	7.866		13.766
39	256	ARONOVICH Felix	ISR	5.800	7.958		13.758
40	169	MARKOUSIS Dimitrios	GRE	5.300	8.433		13.733
41	211	BERBECAR Marius Daniel	ROU	5.500	8.233		13.733
42	205	ALMEIDA CAMPOS Manuel	POR	5.700	8.033		13.733
43	210	KOCZI Flavius	ROU	6.100	7.533		13.633

RESULTS
SENIORS QUALIFICATIONS FOR COMPETITION CIII & CIV

THU 24 MAY 2012



Rank	Bib	Name	NOC Code	D Score	E Score	Pen	Total
44	225	CAPELLI Claudio	SUI	5.100	8.500		13.600
45	228	BRAEGGER Pablo	SUI	5.200	8.400		13.600
46	113	NEUTELEERS Thomas	BEL	5.300	8.266		13.566
47	108	LEIMLEHNER Fabian	AUT	5.500	8.058		13.558
48	140	TUUHA Tomi	FIN	5.000	8.766	0.3	13.466
49	202	LYSZCZARZ Marek	POL	5.000	8.433		13.433
50	179	O'CONNOR Christopher	IRL	4.700	8.700		13.400
51	124	MARINOV Hristos	BUL	5.800	7.533		13.333
52	200	KULESZA Roman	POL	5.300	8.000		13.300
53	177	CARSON Luke	IRL	4.700	8.533		13.233
54	122	VOVK Yaroslav	BUL	5.000	8.208		13.208
55	167	KOSMIDIS Eleftherios	GRE	5.400	7.766		13.166
56	160	BOY Philipp	GER	5.700	7.466		13.166
57	201	KIERZKOWSKI Adam	POL	4.400	8.700		13.100
58	130	VAMMEN Helge	DEN	4.600	8.433		13.033
59	174	KALLAI Zoltan	HUN	5.200	7.833		13.033
60	173	VLACSIL Attila	HUN	5.500	7.500		13.000
61	194	DEURLOO Bart	NED	5.200	7.766		12.966
61	195	HANCHE-OLSEN Joachim	NOR	5.200	7.766		12.966
63	109	SCHWAB Matthias	AUT	5.300	7.633		12.933
63	199	FJELD Lars Jorgen	NOR	5.300	7.633		12.933
65	158	DALAKISHVILI Shalva	GEO	5.600	7.333		12.933
66	131	HANSEN Mathias Lee	DEN	5.200	7.700		12.900
67	185	IZMODENOV Jevgenij	LTU	4.800	8.066		12.866
68	250	SHIKHALIYEV Shakir	AZE	4.500	8.333		12.833
69	143	NIVA Heikki	FIN	4.700	8.033		12.733
70	259	PALGEN Sascha	LUX	5.700	6.966		12.666
71	186	ESAULOV Vladislav	LTU	4.900	7.733		12.633
72	252	PAPAEVRIPIDOU Xenios	CYP	5.200	7.400		12.600
73	134	WINTHER Joachim	DEN	4.400	8.166		12.566
74	155	NOZADZE Paata	GEO	4.100	8.266		12.366
75	107	KRANZLMUELLER Lukas	AUT	5.300	7.033		12.333
76	223	DIMIC Alen	SLO	4.600	7.633		12.233
77	144	HOLOPAINEN Kasper	FIN	4.500	7.700		12.200
78	112	VERBAEYS Jimmy	BEL	4.700	7.466		12.166
79	209	MARTINS Ricardo	POR	5.000	7.033		12.033
80	260	WALDBILLIG Oliver	LUX	4.500	7.500		12.000
81	234	AKDOGAN Semih	TUR	4.200	7.733		11.933
82	222	KLAVORA Rok	SLO	4.400	7.433		11.833
83	253	BOMER Jiri	CZE	4.500	7.300		11.800
84	187	BURINSKAS Raimundas	LTU	3.100	8.400		11.500
85	261	CROVETTO Kevin	MON	3.600	7.566		11.166
86	233	BONCUK Coskun	TUR	4.600	6.533		11.133

RESULTS
SENIORS QUALIFICATIONS FOR COMPETITION CIII & CIV
 THU 24 MAY 2012



Rank	Bib	Name	NOC Code	D Score	E Score	Pen	Total
87	196	SKJERAHAUG Stian	NOR	4.400	5.800		10.200
88	128	MARKOVIC Tomislav	CRO	2.800	7.300		10.100
89	156	LIONIDZE Nodar	GEO	2.900	4.333		7.233
90	129	BREZ Marko	CRO	1.900	4.966		6.866
91	127	MOZNIK Marijo	CRO	1.600	4.000		5.600

LEGEND

D Difficulty **E** Execution **Pen** Penalty **Q** Qualified for Rings Final **Rx** Reserve for Rings Final



RESULTS
SENIORS QUALIFICATIONS FOR COMPETITION CIII & CIV
 THU 24 MAY 2012



Rank	Bib	Name	NOC Code	Vault	D Score	E Score	Pen	Vault Score	Total
1	215	ABLYAZIN Denis	RUS	1	7.000	9.300		16.300	16.412 Q
				2	7.200	9.325		16.525	
2	145	AIT SAID Samir	FRA	1	7.000	9.200		16.200	16.283 Q
				2	7.000	9.366		16.366	
3	163	FAHRIG Matthias	GER	1	7.000	9.266		16.266	16.049 Q
				2	6.600	9.233		15.833	
4	150	THOMAS Kristian	GBR	1	7.000	9.291		16.291	16.012 Q
				2	6.600	9.133		15.733	
5	218	GOLOTSUTSKOV Anton	RUS	1	7.000	9.216	0.1	16.116	15.958 Q
				2	7.000	8.800		15.800	
6	115	KASPIAROVICH Dzmitry	BLR	1	7.000	8.933		15.933	15.833 Q
				2	7.000	8.733		15.733	
7	210	KOCZI Flavius	ROU	1	7.000	9.000	0.1	15.900	15.783 Q
				2	6.600	9.066		15.666	
8	153	PANTELEYMONOV Ruslan	GBR	1	7.000	9.033	0.1	15.933	15.766 Q
				2	6.600	9.000		15.600	
9	239	RADIVILOV Igor	UKR	1	7.000	9.233		16.233	15.666 R1
				2	7.000	8.200	0.1	15.100	
10	140	TUUHA Tomi	FIN	1	6.600	9.133		15.733	15.549 R2
				2	6.600	8.866	0.1	15.366	
11	100	DAVTYAN Artur	ARM	1	6.200	9.233		15.433	15.449 R3
				2	6.200	9.266		15.466	
12	237	STEPKO Oleg	UKR	1	6.600	8.700	0.3	15.000	15.383
				2	7.000	8.766		15.766	
13	258	KARDASOVS Vitalijs	LAT	1	6.600	8.800	0.1	15.300	15.266
				2	6.600	8.733	0.1	15.233	
14	135	BOTELLA PEREZ Isaac	ESP	1	6.600	8.433	0.3	14.733	15.216
				2	6.600	9.100		15.700	
15	190	WAMMES Jeffrey	NED	1	6.800	8.333	0.3	14.833	15.166
				2	6.600	8.900		15.500	
16	202	LYSZCZARZ Marek	POL	1	6.200	9.066		15.266	15.066
				2	6.600	8.366	0.1	14.866	
17	119	BULAUSKI Pavel	BLR	1	7.000	8.100	0.3	14.800	14.950
				2	6.600	8.500		15.100	
18	133	FUGLSIG Joao	DEN	1	6.600	9.016		15.616	14.524
				2	4.600	8.833		13.433	
19	102	VARDANYAN Vahan	ARM	1	6.200	8.300	0.1	14.400	14.450
				2	5.400	9.100		14.500	
20	236	VERNIAIEV Oleg	UKR	1	7.000	8.066		15.066	14.233
				2	5.800	7.700	0.1	13.400	
21	186	ESAULOV Vladislav	LTU	1	5.400	8.633		14.033	13.570
				2	4.200	8.908		13.108	

RESULTS
SENIORS QUALIFICATIONS FOR COMPETITION CIII & CIV
 THU 24 MAY 2012



Rank	Bib	Name	NOC Code	Vault	D Score	E Score	Pen	Vault Score	Total
22	130	VAMMEN Helge	DEN	1	6.200	9.200		15.400	13.566
				2	3.800	8.233	0.3	11.733	

LEGEND	D Difficulty	E Execution	Pen Penalty	Q Qualified for Vault Final	Rx Reserve for Vault Final
	Vault				

RESULTS SENIORS QUALIFICATIONS FOR COMPETITION CIII & CIV

THU 24 MAY 2012



Rank	Bib	Name	NOC Code	D Score	E Score	Pen	Total
1	220	PETKOVSEK Mitja	SLO	6.200	9.166		15.366 Q
2	148	SABOT Hamilton	FRA	6.500	8.733		15.233 Q
2	166	TSOLAKIDIS Vasileios	GRE	6.500	8.733		15.233 Q
4	162	NGUYEN Marcel	GER	6.800	8.266		15.066 Q
5	262	PIASECKY Samuel	SVK	6.200	8.833		15.033 Q
6	161	KRIMMER Sebastian	GER	6.200	8.766		14.966 Q
7	236	VERNIAIEV Oleg	UKR	6.700	8.266		14.966 Q
8	226	HALLER Nils	SUI	6.200	8.700		14.900 Q
9	117	TSAREVICH Aliaksandr	BLR	6.500	8.375		14.875 R1
10	191	ZONDERLAND Epke	NED	6.400	8.466		14.866 R2
11	211	BERBECAR Marius Daniel	ROU	6.400	8.433		14.833 R3
12	200	KULESZA Roman	POL	6.000	8.766		14.766
13	116	LIKHOVITSKIY Andrey	BLR	5.700	9.033		14.733
14	216	GARIBOV Emin	RUS	6.500	8.233		14.733
15	154	WHITLOCK Max	GBR	6.000	8.700		14.700
16	237	STEPKO Oleg	UKR	6.700	8.000		14.700
17	115	KASPIAROVICH Dzmitry	BLR	5.700	8.966		14.666
18	217	BELYAVSKIY David	RUS	6.400	8.266		14.666
19	149	TOMMASONE Cyril	FRA	6.200	8.458		14.658
20	152	PURVIS Daniel	GBR	6.400	8.200		14.600
21	225	CAPELLI Claudio	SUI	6.100	8.433		14.533
22	112	VERBAEYS Jimmy	BEL	6.300	8.133		14.433
23	205	ALMEIDA CAMPOS Manuel	POR	6.100	8.316		14.416
24	153	PANTELEYMONOV Ruslan	GBR	5.800	8.600		14.400
25	219	BALANDIN Aleksandr	RUS	6.100	8.266		14.366
26	201	KIERZKOWSKI Adam	POL	6.200	8.166		14.366
27	213	COTUNA Vlad Bogdan	ROU	6.500	7.833		14.333
28	232	ARICAN Ferhat	TUR	6.100	8.166		14.266
29	100	DAVTYAN Artur	ARM	4.900	9.266		14.166
30	139	ABAD Nestor	ESP	5.600	8.533		14.133
31	182	TICCHI Lorenzo	ITA	6.100	7.966		14.066
32	227	BUCHER Pascal	SUI	5.800	8.233		14.033
33	122	VOVK Yaroslav	BUL	5.900	8.075		13.975
34	108	LEIMLEHNER Fabian	AUT	5.900	8.066		13.966
35	181	EDALLI Ludovico	ITA	5.700	8.166		13.866
36	223	DIMIC Alen	SLO	5.800	8.033		13.833
37	101	STEPANYAN Vahagn	ARM	5.200	8.600		13.800
38	256	ARONOVICH Felix	ISR	5.900	7.900		13.800
39	137	LOPEZ Ruben	ESP	6.100	7.700		13.800
40	146	CUCHERAT Yann	FRA	6.100	7.666		13.766
41	238	SEMIANKIV Maksym	UKR	5.800	7.933		13.733
42	107	KRANZLMUELLER Lukas	AUT	5.300	8.425		13.725
43	138	GOMEZ FUERTES Javier	ESP	6.200	7.525		13.725

RESULTS
SENIORS QUALIFICATIONS FOR COMPETITION CIII & CIV

THU 24 MAY 2012



Rank	Bib	Name	NOC Code	D Score	E Score	Pen	Total
44	175	SMITH Andrew	IRL	5.000	8.633		13.633
45	177	CARSON Luke	IRL	4.700	8.833		13.533
46	165	MARAS Vlasios	GRE	4.900	8.633		13.533
47	196	SKJERAHAUG Stian	NOR	5.300	8.233		13.533
48	194	DEURLOO Bart	NED	5.800	7.733		13.533
49	172	RACZ Attila	HUN	5.300	8.200		13.500
50	130	VAMMEN Helge	DEN	4.900	8.533		13.433
51	158	DALAKISHVILI Shalva	GEO	5.100	8.333		13.433
52	124	MARINOV Hristos	BUL	5.200	8.133		13.333
53	143	NIVA Heikki	FIN	4.600	8.700		13.300
54	209	MARTINS Ricardo	POR	4.600	8.666		13.266
55	185	IZMODENOV Jevgenij	LTU	4.800	8.433		13.233
56	163	FAHRIG Matthias	GER	5.900	7.300		13.200
57	186	ESAULOV Vladislav	LTU	4.300	8.866		13.166
58	174	KALLAI Zoltan	HUN	5.000	8.133		13.133
59	193	van ASSCHE Anthony	NED	5.700	7.400		13.100
60	212	BUIDOSO Ovidiu	ROU	5.700	7.333		13.033
61	207	LOY da GRACA Bernardo	POR	4.800	8.200		13.000
62	195	HANCHE-OLSEN Joachim	NOR	5.200	7.766		12.966
63	180	MORANDI Matteo	ITA	5.600	7.333		12.933
64	140	TUUHA Tomi	FIN	3.700	9.200		12.900
65	102	VARDANYAN Vahan	ARM	4.100	8.700		12.800
66	111	SCHROE Kristof	BEL	5.500	7.266		12.766
67	113	NEUTELEERS Thomas	BEL	6.000	6.666		12.666
68	231	SANLI Ozgur	TUR	4.400	8.233		12.633
69	250	SHIKHALIYEV Shakir	AZE	5.200	7.433		12.633
70	121	VALCHEV Velislav	BUL	5.300	7.266		12.566
71	260	WALDBILLIG Oliver	LUX	4.700	7.833		12.533
72	169	MARKOUSIS Dimitrios	GRE	5.100	7.433		12.533
73	129	BREZ Marko	CRO	5.700	6.800		12.500
74	173	VLACSIL Attila	HUN	4.800	7.666		12.466
75	109	SCHWAB Matthias	AUT	5.100	7.366		12.466
76	199	FJELD Lars Jorgen	NOR	4.600	7.783		12.383
77	259	PALGEN Sascha	LUX	4.900	7.466		12.366
78	132	SOENDERGAARD Mikkel	DEN	4.200	8.033		12.233
79	156	LIONIDZE Nodar	GEO	4.000	8.216		12.216
80	261	CROVETTO Kevin	MON	3.800	8.400		12.200
81	142	KOSKINEN Jouko	FIN	4.000	8.200		12.200
82	179	O'CONNOR Christopher	IRL	4.300	7.766		12.066
83	128	MARKOVIC Tomislav	CRO	3.000	8.800		11.800
84	203	RZEPA Adam	POL	4.100	7.266		11.366
85	133	FUGLSIG Joao	DEN	4.200	7.033		11.233
86	187	BURINSKAS Raimundas	LTU	3.700	7.133		10.833

RESULTS
SENIORS QUALIFICATIONS FOR COMPETITION CIII & CIV
 THU 24 MAY 2012



Rank	Bib	Name	NOC Code	D Score	E Score	Pen	Total
87	233	BONCUK Coskun	TUR	4.400	6.433		10.833
88	252	PAPAEVRIPIDOU Xenios	CYP	5.000	5.800		10.800
89	155	NOZADZE Paata	GEO	3.900	6.600		10.500
90	253	BOMER Jiri	CZE	4.400	6.000		10.400

LEGEND

D Difficulty **E** Execution **Pen** Penalty **Q** Qualified for Parallel Bars Final **Rx** Reserve for Parallel Bars Final



Parallel Bars

RESULTS

SENIORS QUALIFICATIONS FOR COMPETITION CIII & CIV

THU 24 MAY 2012



Rank	Bib	Name	NOC Code	D Score	E Score	Pen	Total
1	216	GARIBOV Emin	RUS	7.200	8.166		15.366 Q
2	127	MOZNIK Marijo	CRO	6.900	8.333		15.233 Q
3	165	MARAS Vlasios	GRE	6.700	8.208		14.908 Q
4	148	SABOT Hamilton	FRA	6.400	8.433		14.833 Q
5	105	BALDAUF Marco	AUT	6.600	8.166		14.766 Q
6	146	CUCHERAT Yann	FRA	6.400	8.300		14.700 Q
7	164	SPIRIDONOV Evgenij	GER	6.500	8.166		14.666 Q
8	160	BOY Philipp	GER	6.700	7.933		14.633 Q
9	262	PIASECKY Samuel	SVK	6.300	8.266		14.566 R1
10	108	LEIMLEHNER Fabian	AUT	6.400	8.166		14.566 R2
11	152	PURVIS Daniel	GBR	6.100	8.333		14.433 R3
12	194	DEURLOO Bart	NED	6.600	7.833		14.433
13	213	COTUNA Vlad Bogdan	ROU	6.500	7.866		14.366
14	238	SEMIANKIV Maksym	UKR	6.400	7.958		14.358
15	118	BARKALAU Dzmitry	BLR	6.400	7.900		14.300
16	150	THOMAS Kristian	GBR	6.000	8.233		14.233
17	147	da SILVA Gael	FRA	5.900	8.300		14.200
18	116	LIKHOVITSKIY Andrey	BLR	6.300	7.900		14.200
19	136	MUNOZ Sergio	ESP	5.900	8.166		14.066
20	181	EDALLI Ludovico	ITA	6.000	8.033		14.033
21	229	HEGI Oliver	SUI	5.500	8.500		14.000
22	228	BRAEGGER Pablo	SUI	5.600	8.366		13.966
23	257	TREFILOVS Dmitrijs	LAT	5.800	8.166		13.966
24	154	WHITLOCK Max	GBR	5.600	8.266		13.866
25	207	LOY da GRACA Bernardo	POR	5.800	8.000		13.800
26	212	BUIDOSO Ovidiu	ROU	6.000	7.666		13.666
27	162	NGUYEN Marcel	GER	6.300	7.366		13.666
28	225	CAPELLI Claudio	SUI	5.300	8.300		13.600
29	109	SCHWAB Matthias	AUT	5.600	8.000		13.600
29	112	VERBAEYS Jimmy	BEL	5.600	8.000		13.600
31	121	VALCHEV Velislav	BUL	6.400	7.200		13.600
32	113	NEUTELEERS Thomas	BEL	5.500	8.066		13.566
33	182	TICCHI Lorenzo	ITA	5.700	7.866		13.566
34	138	GOMEZ FUERTES Javier	ESP	5.900	7.666		13.566
35	205	ALMEIDA CAMPOS Manuel	POR	6.100	7.466		13.566
36	214	BATAGA Cristian Ioan	ROU	5.700	7.800		13.500
37	218	GOLOTSUTSKOV Anton	RUS	6.000	7.500		13.500
38	195	HANCHE-OLSEN Joachim	NOR	5.300	8.166		13.466
39	183	PRINCIPI Paolo	ITA	5.500	7.933		13.433
40	172	RACZ Attila	HUN	5.100	8.233		13.333
41	255	SHATILOV Alexander	ISR	6.200	7.133		13.333
42	185	IZMODENOV Jevgenij	LTU	5.100	8.200		13.300
43	101	STEPANYAN Vahagn	ARM	4.900	8.333		13.233

RESULTS
SENIORS QUALIFICATIONS FOR COMPETITION CIII & CIV

THU 24 MAY 2012



Rank	Bib	Name	NOC Code	D Score	E Score	Pen	Total
44	196	SKJERAHAUG Stian	NOR	5.200	8.033		13.233
45	158	DALAKISHVILI Shalva	GEO	5.000	8.166		13.166
46	203	RZEPA Adam	POL	5.700	7.400		13.100
46	256	ARONOVICH Felix	ISR	5.700	7.400		13.100
48	130	VAMMEN Helge	DEN	4.900	8.183		13.083
49	142	KOSKINEN Jouko	FIN	5.300	7.766		13.066
50	177	CARSON Luke	IRL	5.000	8.033		13.033
51	209	MARTINS Ricardo	POR	5.300	7.733		13.033
52	190	WAMMES Jeffrey	NED	6.300	6.700		13.000
53	117	TSAREVICH Aliaksandr	BLR	6.400	6.600		13.000
54	173	VLACSIL Attila	HUN	5.000	7.966		12.966
55	111	SCHROE Kristof	BEL	5.900	7.066		12.966
56	191	ZONDERLAND Epke	NED	6.500	6.433		12.933
57	143	NIVA Heikki	FIN	4.900	8.000		12.900
58	169	MARKOUSIS Dimitrios	GRE	5.000	7.866		12.866
59	254	KONECNY Martin	CZE	6.500	6.366		12.866
60	236	VERNIAIEV Oleg	UKR	6.200	6.633		12.833
61	100	DAVTYAN Artur	ARM	4.400	8.425		12.825
62	132	SOENDERGAARD Mikkel	DEN	4.600	8.166		12.766
63	217	BELYAVSKIY David	RUS	5.300	7.466		12.766
64	232	ARICAN Ferhat	TUR	5.400	7.366		12.766
65	200	KULESZA Roman	POL	6.000	6.700		12.700
66	123	STOIMENOV Emil	BUL	5.100	7.533		12.633
67	237	STEPKO Oleg	UKR	5.700	6.933		12.633
68	122	VOVK Yaroslav	BUL	5.100	7.433		12.533
69	178	SEBASTIAN Rohan	IRL	4.400	8.100		12.500
70	250	SHIKHALIYEV Shakir	AZE	4.800	7.633		12.433
71	137	LOPEZ Ruben	ESP	5.500	6.900		12.400
72	252	PAPAEVRIPIDOU Xenios	CYP	4.800	7.566		12.366
73	199	FJELD Lars Jorgen	NOR	4.600	7.733		12.333
74	102	VARDANYAN Vahan	ARM	4.100	8.166		12.266
75	141	KANERVA Juho	FIN	4.400	7.866		12.266
76	201	KIERZKOWSKI Adam	POL	4.400	7.766		12.166
77	174	KALLAI Zoltan	HUN	5.200	6.966		12.166
78	253	BOMER Jiri	CZE	3.500	8.541		12.041
79	175	SMITH Andrew	IRL	5.000	7.033		12.033
80	230	SAMILOGLU Umit	TUR	6.300	5.700		12.000
81	261	CROVETTO Kevin	MON	4.400	7.566		11.966
82	134	WINTHER Joachim	DEN	4.700	7.200		11.900
83	186	ESAULOV Vladislav	LTU	3.900	7.625		11.525
84	223	DIMIC Alen	SLO	4.900	6.566		11.466
85	231	SANLI Ozgur	TUR	4.500	6.800		11.300
86	187	BURINSKAS Raimundas	LTU	3.300	7.800		11.100

RESULTS
SENIORS QUALIFICATIONS FOR COMPETITION CIII & CIV

THU 24 MAY 2012



Rank	Bib	Name	NOC Code	D Score	E Score	Pen	Total
87	129	BREZ Marko	CRO	2.100	8.733		10.833
88	260	WALDBILLIG Oliver	LUX	4.500	6.266		10.766
89	167	KOSMIDIS Eleftherios	GRE	3.400	7.033		10.433
90	222	KLAVORA Rok	SLO	4.100	6.316		10.416
91	156	LIONIDZE Nodar	GEO	3.000	7.166		10.166
92	155	NOZADZE Paata	GEO	2.600	7.500		10.100

LEGEND

D Difficulty E Execution Pen Penalty Q Qualified for Horizontal Bar Final Rx Reserve for Horizontal Bar Final



Horizontal Bar

ALL-AROUND RESULTS SENIORS QUALIFICATIONS FOR COMPETITION CIII & CIV

THU 24 MAY 2012

Rank	Bib	Name	NOC Code							Total
1	152	PURVIS Daniel	GBR	15.216	14.733	13.816	<u>13.966</u>	14.600	14.433	86.764
2	236	VERNIAIEV Oleg	UKR	14.466	13.900	13.833	<u>15.066</u>	14.966	12.833	85.064
3	237	STEPKO Oleg	UKR	14.966	13.100	14.433	<u>15.000</u>	14.700	12.633	84.832
4	225	CAPELLI Claudio	SUI	14.583	12.333	13.600	15.766	14.533	<u>13.600</u>	84.415
5	100	DAVTYAN Artur	ARM	13.800	13.733	14.033	15.433	14.166	<u>12.825</u>	83.990
6	108	LEIMLEHNER Fabian	AUT	13.900	12.966	13.558	14.800	<u>13.966</u>	14.566	83.756
7	194	DEURLOO Bart	NED	13.300	14.483	12.966	14.833	<u>13.533</u>	14.433	83.548
8	130	VAMMEN Helge	DEN	14.066	<u>13.900</u>	13.033	15.400	13.433	13.083	82.915
9	101	STEPANYAN Vahagn	ARM	13.875	13.200	13.766	14.816	13.800	<u>13.233</u>	82.690
10	121	VALCHEV Velislav	BUL	13.625	12.466	13.766	14.666	<u>12.566</u>	13.600	80.689
11	256	ARONOVICH Felix	ISR	13.666	11.433	13.758	14.866	<u>13.800</u>	13.100	80.623
12	112	VERBAEYS Jimmy	BEL	13.533	12.133	12.166	14.500	14.433	<u>13.600</u>	80.365
13	158	DALAKISHVILI Shalva	GEO	13.433	<u>12.733</u>	12.933	14.266	13.433	13.166	79.964
14	250	SHIKHALIYEV Shakir	AZE	13.433	13.100	12.833	<u>15.066</u>	12.633	12.433	79.498
15	223	DIMIC Alen	SLO	13.133	13.366	12.233	<u>15.033</u>	13.833	11.466	79.064
16	174	KALLAI Zoltan	HUN	<u>13.166</u>	13.900	13.033	12.866	13.133	12.166	78.264
17	185	IZMODENOV Jevgenij	LTU	13.066	<u>11.033</u>	12.866	14.125	13.233	13.300	77.623
18	196	SKJERAHAUG Stian	NOR	12.400	<u>12.566</u>	10.200	14.866	13.533	13.233	76.798
19	186	ESAULOV Vladislav	LTU	11.966	<u>12.033</u>	12.633	14.033	13.166	11.525	75.356
20	252	PAPAEVRIPIDOU Xenios	CYP	12.433	12.566	12.600	<u>14.008</u>	10.800	12.366	74.773
21	169	MARKOUSIS Dimitrios	GRE	14.200	6.533	<u>13.733</u>	14.700	12.533	12.866	74.565
22	155	NOZADZE Paata	GEO	13.600	<u>12.000</u>	12.366	13.975	10.500	10.100	72.541
23	261	CROVETTO Kevin	MON	12.500	<u>9.866</u>	11.166	14.600	12.200	11.966	72.298
24	260	WALDBILLIG Oliver	LUX	12.566	10.433	<u>12.000</u>	13.833	12.533	10.766	72.131
25	187	BURINSKAS Raimundas	LTU	11.433	<u>9.983</u>	11.500	12.500	10.833	11.100	67.349
26	253	BOMER Jiri	CZE	10.866	<u>9.866</u>	11.800	12.300	10.400	12.041	67.273

NOTES

Underlined totals indicates starting apparatus

LEGEND

Q Qualified for All-Around Final Rx Reserve for All-Around Final

Floor
 Pommel Horse
 Rings
 Vault
 Parallel Bars
 Horizontal Bar

ALL-AROUND RESULTS JUNIORS TEAM COMPETITION AND QUALIFICATIONS FOR CII & CIII

WED 23 MAY 2012

Rank	Bib	Name	NOC Code							Total
1	360	BAINES Frank	GBR	14.566	13.733	<u>13.666</u>	15.700	13.533	13.741	84.939 Q
2	440	YUSOF Eddy	SUI	13.900	13.833	13.900	<u>14.933</u>	14.033	13.533	84.132 Q
3	425	ZYRIANOV Grigorii	RUS	12.800	14.066	13.466	<u>15.533</u>	14.266	13.466	83.597 Q
4	361	WILSON Nile	GBR	13.233	13.633	<u>13.466</u>	15.066	13.500	14.066	82.964 Q
5	428	STRETOVICH Ivan	RUS	13.766	13.600	13.666	<u>14.633</u>	13.833	13.383	82.881 Q
6	357	DEGOUY Paul	FRA	<u>13.691</u>	13.066	13.266	15.533	13.833	13.166	82.555 Q
7	310	KENIS Daan	BEL	14.200	12.900	<u>13.050</u>	15.333	13.916	13.066	82.465 Q
8	442	BAUMANN Christian	SUI	12.633	13.700	13.583	<u>14.433</u>	13.566	13.641	81.556 Q
9	405	SCHMIDT Casimir	NED	13.900	12.166	13.500	15.966	13.000	<u>12.833</u>	81.365 Q
10	396	BARTOLINI Nicola	ITA	13.900	13.666	12.633	15.233	12.866	<u>12.600</u>	80.898 Q
11	420	RADEANU Daniel Petrica Vasile	ROU	14.233	<u>11.833</u>	13.033	15.500	13.400	12.733	80.732 Q
12	395	LANDINI Filippo	ITA	13.283	13.100	13.433	14.325	13.600	<u>12.800</u>	80.541 Q
13	359	RANDRIANASOLO Anthony	FRA	<u>12.133</u>	13.700	13.600	15.033	13.333	12.266	80.065 Q
14	400	TVOROGAL Robert	LTU	12.966	13.600	13.733	14.800	12.433	<u>12.533</u>	80.065 Q
15	369	WEINERT Daniel	GER	13.600	13.700	13.300	14.433	<u>13.933</u>	11.033	79.999 Q
16	455	YEGOROV Ilyya	UKR	13.266	13.158	<u>13.375</u>	14.533	13.708	11.866	79.906 Q
17	312	GENTGES Maxime	BEL	13.933	12.500	<u>12.600</u>	14.833	13.233	12.600	79.699 Q
18	399	RUSSO Andrea	ITA	13.066	13.066	13.166	13.966	13.333	<u>13.000</u>	79.597
19	347	TORREGROSA Borja	ESP	12.900	13.466	12.966	14.133	12.466	<u>13.283</u>	79.214 Q
20	346	PEREZ MARCHANT Julian	ESP	13.233	11.333	13.666	15.558	13.100	<u>12.266</u>	79.156 Q
21	355	BOULET Edgar	FRA	<u>12.633</u>	11.366	13.175	15.233	13.300	13.433	79.140
22	324	TUSHEV Veliko	BUL	12.333	12.800	13.700	14.733	13.033	<u>12.500</u>	79.099 Q
23	375	VAGNER Levente	HUN	12.500	13.800	12.400	<u>14.866</u>	13.283	12.166	79.015 Q
24	450	COLAK Ibrahim	TUR	12.666	11.766	13.833	<u>14.166</u>	14.166	12.300	78.897 Q
25	368	SCHLOTTERER Lukas	GER	13.433	13.041	12.266	13.550	<u>12.900</u>	13.200	78.390 Q
26	329	SRBIC Tin	CRO	13.166	12.950	12.700	13.666	<u>13.233</u>	12.500	78.215 Q
27	436	ILIC Gavriilo	SRB	13.233	11.966	12.866	14.600	<u>12.766</u>	12.666	78.097 R1
28	377	MAKRA Laszlo	HUN	13.033	11.833	12.833	<u>14.600</u>	12.900	12.716	77.915 R2
29	390	ARNON Tom	ISR	12.766	<u>12.100</u>	12.433	14.300	13.166	13.066	77.831 R3
30	451	ONDER Ahmet	TUR	13.800	12.866	11.533	<u>14.833</u>	12.900	11.800	77.732 R4
31	456	YERMAKOV Eduard	UKR	13.666	12.166	<u>13.450</u>	12.900	13.333	11.933	77.448
32	315	KUSHNERYSK Aliaksei	BLR	13.966	<u>11.600</u>	12.566	13.766	13.566	11.933	77.397
33	300	PETROSYAN Armen	ARM	13.300	13.541	12.033	<u>13.300</u>	12.766	12.291	77.231
34	401	KUZMICKAS Tomas	LTU	13.066	12.333	12.100	14.400	12.466	<u>12.600</u>	76.965
35	422	POPA Adrian	ROU	12.600	<u>12.125</u>	12.566	14.466	12.733	12.300	76.790
36	314	LANDUYT Florian	BEL	10.900	13.000	<u>12.166</u>	14.800	13.300	12.400	76.566
37	446	KIRMES Karl Oskar	SWE	13.133	11.566	11.933	14.500	<u>12.900</u>	12.400	76.432
38	308	KRANZLMUELLER Severin	AUT	13.025	11.500	12.800	14.000	<u>12.766</u>	12.266	76.357
39	341	FRANSEN Marcus	DEN	13.366	11.733	12.100	<u>15.100</u>	12.800	11.100	76.199
40	411	GIACHINO Pietro	NOR	12.833	11.666	<u>12.166</u>	13.866	12.500	12.900	75.931
41	320	ALEKSANDROV Yordan	BUL	13.275	9.733	11.800	14.400	13.733	<u>12.933</u>	75.874
42	302	KHACHATRYAN Vigen	ARM	10.600	12.600	12.691	<u>13.933</u>	13.000	12.366	75.190
43	301	MOVSISYAN Aram	ARM	13.366	11.333	11.533	<u>14.133</u>	12.466	11.966	74.797
44	435	DEJANOVIC Bojan	SRB	12.591	12.600	9.800	14.633	<u>12.666</u>	12.500	74.790
45	437	VELICKOVIC Petar	SRB	12.733	12.700	12.525	13.733	<u>12.933</u>	10.133	74.757
46	370	TANTALIDIS Vasileios	GRE	12.433	12.933	<u>11.566</u>	13.566	11.591	12.600	74.689
47	350	KANERVA Olli	FIN	<u>12.700</u>	11.175	11.466	14.333	12.600	12.166	74.440
48	321	ANGELOV Martin	BUL	13.266	10.333	11.466	15.000	12.966	<u>11.333</u>	74.364

ALL-AROUND RESULTS JUNIORS TEAM COMPETITION AND QUALIFICATIONS FOR CII & CIII

WED 23 MAY 2012

Rank	Bib	Name	NOC Code							Total
49	335	JANECZKO Ondrej	CZE	<u>12.700</u>	10.100	13.050	14.333	12.600	11.233	74.016
50	327	KOVACEVIC Anton	CRO	12.200	10.333	12.000	14.300	<u>12.766</u>	12.300	73.899
51	445	SOOS Christopher	SWE	12.633	10.700	12.200	14.433	<u>12.500</u>	11.366	73.832
52	331	MELANARKITIS Charalampos	CYP	<u>12.700</u>	11.466	12.400	12.833	13.000	11.400	73.799
53	432	LAMPRET Peter	SLO	12.733	<u>11.766</u>	12.866	13.600	13.033	9.766	73.764
54	349	HINOJOSA VALENTIN Javier	ESP	12.833	11.000	11.066	13.900	12.700	<u>12.200</u>	73.699
55	328	KUSAN Leonardo	CRO	12.108	13.266	12.000	13.633	<u>12.600</u>	9.966	73.573
56	470	PAJADA Aleksejs	LAT	<u>13.133</u>	11.525	12.300	13.333	12.466	10.733	73.490
57	340	JOHANSEN Mathias	DEN	12.100	11.800	11.633	<u>14.133</u>	12.300	11.433	73.399
58	415	da COSTA ALMEIDA Bernardo	POR	<u>12.608</u>	12.566	12.900	13.633	13.200	8.366	73.273
59	374	AL ZUBEYDI Matzint Michail	GRE	11.900	10.700	<u>12.766</u>	12.933	12.900	12.000	73.199
60	472	RABSTAJN Patryk	POL	11.833	12.833	<u>10.566</u>	13.733	12.166	12.000	73.131
61	305	BRAITSCH Florian	AUT	12.100	11.033	10.700	14.133	<u>13.066</u>	12.033	73.065
62	380	NEILL Jack	IRL	12.933	<u>11.966</u>	11.466	13.433	12.466	10.766	73.030
63	394	GLAZER Eyal	ISR	12.600	<u>13.066</u>	11.091	13.758	12.600	9.866	72.981
64	452	BAS Abdulkadir	TUR	12.533	9.233	12.533	<u>14.133</u>	12.700	11.733	72.865
65	433	SMIGOC Miha	SLO	12.500	<u>11.166</u>	12.100	12.700	12.466	11.866	72.798
66	473	VARGOVSKY Ivan	SVK	<u>12.666</u>	10.900	11.700	14.300	13.033	9.533	72.132
67	381	FOX Daniel	IRL	12.633	<u>11.933</u>	11.533	13.433	11.733	10.866	72.131
68	424	SAVU Andrei	ROU	12.933	<u>10.466</u>	11.700	12.166	12.500	11.466	71.231
69	393	YANUKA Moran	ISR	13.325	<u>10.766</u>	11.566	14.333	11.933	9.300	71.223
70	402	LIASKINAS Ernestas	LTU	12.200	10.033	11.500	13.133	12.400	<u>11.900</u>	71.166
71	330	SOLEAS Christos	CYP	<u>12.733</u>	9.900	10.200	14.400	13.100	10.700	71.033
72	332	KALLIS Kallinikos	CYP	<u>11.466</u>	11.833	10.400	13.433	12.841	10.900	70.873
73	391	DOLGOPYAT Artem	ISR	12.000	<u>10.233</u>	12.000	13.400	12.166	10.733	70.532
74	430	PECAN Matic	SLO	11.833	<u>10.900</u>	11.166	13.633	12.550	10.033	70.115
75	417	MENDES BARBOSA Tiago	POR	<u>13.200</u>	11.566	11.300	13.500	12.750	7.700	70.016
76	410	KALVO Odin Martin Dessard	NOR	13.033	7.800	<u>10.900</u>	14.500	12.233	11.291	69.757
77	344	KJELDSEN Stig	DEN	9.975	9.633	11.950	<u>13.066</u>	12.400	11.933	68.957
78	338	SAMSA Jakub	CZE	<u>11.100</u>	9.633	11.066	13.216	11.900	11.566	68.481
79	448	CHENARAKI POOR Arsalan	SWE	12.666	11.733	7.066	13.533	<u>12.833</u>	9.800	67.631
80	337	SMEKAL Radek	CZE	<u>11.700</u>	12.466	5.933	12.866	12.533	11.600	67.098
81	403	CHANIN Viaceslav	LTU	12.200	9.333	10.000	14.100	11.966	<u>9.066</u>	66.665
82	412	UDBYE Oliver	NOR	10.733	8.700	<u>12.500</u>	14.366	12.441	6.833	65.573
83	387	SIGURDARSON Sigurdur Andres	ISL	12.033	<u>8.741</u>	9.366	12.766	12.466	9.433	64.805
84	385	BALDURSSON Eythor	ISL	12.200	<u>7.733</u>	10.333	13.166	10.900	10.466	64.798
85	353	JAKOVLEVA Nico	FIN	<u>10.366</u>	10.533	9.233	13.566	11.400	9.633	64.731
86	386	REINHARDSSON Valgard	ISL	10.433	<u>9.933</u>	10.741	13.466	12.066	7.466	64.105
87	383	DALTON Adam	IRL	12.900	<u>0.000</u>	0.000	14.400	6.333	10.866	44.499

NOTES

Underlined totals indicates starting apparatus

LEGEND

Q Qualified for All-Around Final Rx Reserve for All-Around Final

Floor
 Pommel Horse
 Rings
 Vault
 Parallel Bars
 Horizontal Bar

RESULTS

JUNIORS TEAM COMPETITION AND QUALIFICATIONS FOR CII & CIII

WED 23 MAY 2012



Rank	Bib	Name	NOC Code	D Score	E Score	Pen	Total
1	360	BAINES Frank	GBR	5.400	9.166		14.566 Q
2	420	RADEANU Daniel Petrica Vasile	ROU	5.600	8.633		14.233 Q
3	429	PROKOPEV Kirill	RUS	5.100	9.100		14.200 Q
4	310	KENIS Daan	BEL	5.300	8.900		14.200 Q
5	362	THOMPSON Gaius	GBR	5.300	8.833		14.133 Q
6	313	VROLIX Jonathan	BEL	5.200	8.866		14.066 Q
7	325	KOROSTELJEV Andrej	CRO	5.400	8.666		14.066 Q
8	315	KUSHNERYK Aliaksei	BLR	5.300	8.866	0.2	13.966 Q
9	441	WALTER Marco	SUI	5.500	8.466		13.966 R1
10	312	GENTGES Maxime	BEL	5.100	8.833		13.933
11	396	BARTOLINI Nicola	ITA	4.900	9.000		13.900 R2
12	405	SCHMIDT Casimir	NED	5.300	8.800	0.2	13.900 R3
13	440	YUSOF Eddy	SUI	5.200	8.700		13.900
14	451	ONDER Ahmet	TUR	5.000	8.800		13.800
15	428	STRETOVICH Ivan	RUS	5.000	8.766		13.766
16	336	RADOVESNICKY Daniel	CZE	5.100	8.633		13.733
17	357	DEGOUY Paul	FRA	4.600	9.091		13.691
18	456	YERMAKOV Eduard	UKR	5.400	8.266		13.666
19	369	WEINERT Daniel	GER	5.100	8.500		13.600
20	458	GRYBUK Volodymyr	UKR	5.100	8.483		13.583
21	408	WILLER Kaz	NED	4.700	8.866		13.566
22	322	PEEV Dragomir	BUL	5.000	8.500		13.500
23	368	SCHLOTTERER Lukas	GER	4.700	8.733		13.433
24	426	STEPANOV Sergey	RUS	5.200	8.500	0.3	13.400
25	318	KAVALIOU Mikita	BLR	4.500	8.875		13.375
26	301	MOVSISYAN Aram	ARM	4.500	8.866		13.366
27	341	FRANSEN Marcus	DEN	4.800	8.566		13.366
28	376	SELMECZI Bank	HUN	5.200	8.233	0.1	13.333
29	393	YANUKA Moran	ISR	4.600	8.725		13.325
30	438	DORDEVIC Dusan	SRB	4.600	8.700		13.300
31	300	PETROSYAN Armen	ARM	4.700	8.600		13.300
32	395	LANDINI Filippo	ITA	4.800	8.483		13.283
33	320	ALEKSANDROV Yordan	BUL	5.100	8.175		13.275
34	409	RIJKEN Frank	NED	4.800	8.466		13.266
35	321	ANGELOV Martin	BUL	5.100	8.166		13.266
35	455	YEGOROV Illya	UKR	5.100	8.166		13.266
37	436	ILIC Gavriilo	SRB	4.600	8.633		13.233
38	361	WILSON Nile	GBR	5.100	8.433	0.3	13.233
39	346	PEREZ MARCHANT Julian	ESP	4.900	8.333		13.233
40	417	MENDES BARBOSA Tiago	POR	4.600	8.600		13.200
41	356	CLERC Remi	FRA	5.100	8.200	0.1	13.200
42	378	KARDOS Botond	HUN	4.500	8.666		13.166
43	444	SERHANI Taha	SUI	4.900	8.366	0.1	13.166

RESULTS

JUNIORS TEAM COMPETITION AND QUALIFICATIONS FOR CII & CIII

WED 23 MAY 2012



Rank	Bib	Name	NOC Code	D Score	E Score	Pen	Total
44	329	SRBIC Tin	CRO	4.900	8.266		13.166
45	470	PAJADA Aleksejs	LAT	4.600	8.533		13.133
46	446	KIRMES Karl Oskar	SWE	5.100	8.033		13.133
47	459	KOTSYUBAN Vladyslav	UKR	4.800	8.300		13.100
48	399	RUSSO Andrea	ITA	4.400	8.766	0.1	13.066
49	401	KUZMICKAS Tomas	LTU	5.200	8.166	0.3	13.066
50	410	KALVO Odin Martin Dessard	NOR	4.500	8.533		13.033
51	377	MAKRA Laszlo	HUN	4.700	8.333		13.033
52	308	KRANZLMUELLER Severin	AUT	4.500	8.525		13.025
53	406	KOSZTKA Karl	NED	4.700	8.300		13.000
54	400	TVOROGAL Robert	LTU	5.200	7.766		12.966
55	380	NEILL Jack	IRL	4.300	8.633		12.933
56	352	SORAVUO Emil	FIN	4.400	8.533		12.933
57	424	SAVU Andrei	ROU	4.900	8.033		12.933
58	434	WEINGERL Jure	SLO	4.400	8.500		12.900
59	347	TORREGROSA Borja	ESP	4.800	8.400	0.3	12.900
59	383	DALTON Adam	IRL	4.800	8.400	0.3	12.900
61	348	PLATA RODRIGUEZ Joel	ESP	4.800	8.100		12.900
62	319	ZAYATS Dzmitry	BLR	4.900	7.966		12.866
63	411	GIACHINO Pietro	NOR	4.600	8.533	0.3	12.833
64	306	KATHAN Dirk	AUT	4.400	8.433		12.833
65	349	HINOJOSA VALENTIN Javier	ESP	4.600	8.233		12.833
66	307	KOPEINIK Daniel	AUT	4.400	8.400		12.800
67	425	ZYRIANOV Grigorii	RUS	5.000	8.300	0.5	12.800
68	471	BUCULIS Germans	LAT	4.500	8.266		12.766
69	390	ARNON Tom	ISR	4.600	8.166		12.766
70	432	LAMPRET Peter	SLO	4.100	8.633		12.733
71	330	SOLEAS Christos	CYP	4.400	8.333		12.733
72	437	VELICKOVIC Petar	SRB	4.500	8.233		12.733
73	331	MELANARKITIS Charalampos	CYP	4.100	8.600		12.700
74	335	JANECZKO Ondrej	CZE	4.300	8.400		12.700
75	350	KANERVA Olli	FIN	4.500	8.200		12.700
76	448	CHENARAKI POOR Arsalan	SWE	4.400	8.266		12.666
77	473	VARGOVSKY Ivan	SVK	4.800	7.866		12.666
78	450	COLAK Ibrahim	TUR	4.900	7.766		12.666
79	381	FOX Daniel	IRL	4.000	8.633		12.633
80	445	SOOS Christopher	SWE	4.300	8.333		12.633
81	442	BAUMANN Christian	SUI	5.000	7.733	0.1	12.633
82	355	BOULET Edgar	FRA	5.100	7.633	0.1	12.633
83	415	da COSTA ALMEIDA Bernardo	POR	4.800	7.808		12.608
84	422	POPA Adrian	ROU	4.800	8.000	0.2	12.600
85	394	GLAZER Eyal	ISR	4.600	8.000		12.600
86	435	DEJANOVIC Bojan	SRB	4.400	8.191		12.591

RESULTS JUNIORS TEAM COMPETITION AND QUALIFICATIONS FOR CII & CIII

WED 23 MAY 2012



Rank	Bib	Name	NOC Code	D Score	E Score	Pen	Total
87	416	da CRUZ LEMOS ARAUJO Francisco	POR	4.300	8.266		12.566
88	366	LEIBIGER Tim	GER	5.100	8.066	0.6	12.566
89	452	BAS Abdulkadir	TUR	4.200	8.333		12.533
90	433	SMIGOC Miha	SLO	4.000	8.600	0.1	12.500
91	375	VAGNER Levente	HUN	5.100	7.400		12.500
92	453	YILMAZ Hamza	TUR	4.300	8.166		12.466
93	351	SAARENKETO Heikki	FIN	5.000	7.766	0.3	12.466
94	370	TANTALIDIS Vasileios	GRE	4.800	8.133	0.5	12.433
95	384	LYNDON Shane	IRL	4.100	8.233		12.333
96	324	TUSHEV Veliko	BUL	4.600	8.033	0.3	12.333
97	316	SANUVONH Dzianis	BLR	4.700	7.633		12.333
98	419	TEIXEIRA de SA Rafael	POR	4.200	8.100		12.300
99	414	LARSEN Torry	NOR	4.800	7.466		12.266
100	385	BALDURSSON Eythor	ISL	4.100	8.100		12.200
100	403	CHANIN Viaceslav	LTU	4.100	8.100		12.200
102	402	LIASKINAS Ernestas	LTU	4.200	8.000		12.200
103	327	KOVACEVIC Anton	CRO	4.700	7.500		12.200
104	364	BEVAN Brinn	GBR	5.000	7.166		12.166
105	359	RANDRIANASOLO Anthony	FRA	5.000	7.233	0.1	12.133
106	328	KUSAN Leonardo	CRO	4.400	7.708		12.108
107	340	JOHANSEN Mathias	DEN	3.700	8.400		12.100
108	305	BRAITSCH Florian	AUT	4.100	8.000		12.100
109	387	SIGURDARSON Sigurdur Andres	ISL	4.000	8.233	0.2	12.033
110	391	DOLGOPYAT Artem	ISR	4.800	7.700	0.5	12.000
111	398	SANVITO Michele Aldo	ITA	4.500	7.466		11.966
112	343	CHRISTIANSEN Mathias	DEN	4.300	7.633		11.933
113	374	AL ZUBEYDI Matzint Michail	GRE	4.600	7.400	0.1	11.900
114	430	PECAN Matic	SLO	4.700	7.933	0.8	11.833
115	472	RABSTAJN Patryk	POL	4.400	7.433		11.833
116	337	SMEKAL Radek	CZE	4.000	8.200	0.5	11.700
117	332	KALLIS Kallinikos	CYP	3.700	8.066	0.3	11.466
118	365	HINDERMANN Mike	GER	4.700	7.000	0.3	11.400
119	421	NECSA Liviu	ROU	4.500	7.200	0.5	11.200
120	447	GREEN Carl	SWE	4.700	6.966	0.5	11.166
121	338	SAMSA Jakub	CZE	4.100	7.300	0.3	11.100
122	314	LANDUYT Florian	BEL	4.800	6.200	0.1	10.900
123	373	VOTSIS Georgios	GRE	4.900	5.900		10.800
124	412	UDBYE Oliver	NOR	4.500	6.233		10.733
125	302	KHACHATRYAN Vigen	ARM	4.400	6.200		10.600
126	371	TANTALIDIS Antonios	GRE	4.500	6.033		10.533
127	386	REINHARDSSON Valgard	ISL	4.400	6.033		10.433
128	353	JAKOVLEVA Nico	FIN	4.400	6.666	0.7	10.366
129	344	KJELDTSEN Stig	DEN	4.000	5.975		9.975

RESULTS

JUNIORS TEAM COMPETITION AND QUALIFICATIONS FOR CII & CIII

WED 23 MAY 2012



Rank	Bib	Name	NOC Code	D Score	E Score	Pen	Total
1	311	LOUWIJE Bram	BEL	5.100	9.066		14.166 Q
2	425	ZYRIANOV Grigorii	RUS	5.200	8.866		14.066 Q
3	362	THOMPSON Gaius	GBR	5.000	8.933		13.933 Q
4	376	SELMECZI Bank	HUN	5.200	8.666		13.866 Q
5	440	YUSOF Eddy	SUI	4.800	9.033		13.833 Q
6	375	VAGNER Levente	HUN	5.500	8.300		13.800 Q
7	360	BAINES Frank	GBR	5.300	8.433		13.733 Q
8	326	PRPIC Renato	CRO	5.000	8.700		13.700 Q
9	359	RANDRIANASOLO Anthony	FRA	5.100	8.600		13.700 R1
9	442	BAUMANN Christian	SUI	5.100	8.600		13.700 R2
11	369	WEINERT Daniel	GER	5.500	8.200		13.700 R3
12	431	KISEK Luka	SLO	4.400	9.266		13.666
13	396	BARTOLINI Nicola	ITA	4.800	8.866		13.666
14	361	WILSON Nile	GBR	4.800	8.833		13.633
15	428	STRETOVICH Ivan	RUS	5.100	8.500		13.600
16	400	TVOROGAL Robert	LTU	5.200	8.400		13.600
17	300	PETROSYAN Armen	ARM	4.900	8.641		13.541
18	427	POLYASHOV Vladislav	RUS	5.100	8.433		13.533
19	347	TORREGROSA Borja	ESP	5.000	8.466		13.466
20	317	TSIARESHKA Artsiom	BLR	4.900	8.500		13.400
21	457	KULAXIZOV Ruslan	UKR	5.000	8.291		13.291
22	363	TULLOCH Courtney	GBR	4.600	8.666		13.266
23	328	KUSAN Leonardo	CRO	5.100	8.166		13.266
24	318	KAVALIOU Mikita	BLR	4.400	8.841		13.241
25	444	SERHANI Taha	SUI	4.600	8.633		13.233
26	365	HINDERMANN Mike	GER	4.600	8.600		13.200
27	455	YEGOROV Illya	UKR	5.100	8.058		13.158
28	395	LANDINI Filippo	ITA	4.500	8.600		13.100
29	357	DEGOUY Paul	FRA	4.200	8.866		13.066
30	394	GLAZER Eyal	ISR	4.400	8.666		13.066
30	399	RUSSO Andrea	ITA	4.400	8.666		13.066
32	368	SCHLOTTERER Lukas	GER	4.800	8.241		13.041
33	306	KATHAN Dirk	AUT	4.100	8.916		13.016
34	314	LANDUYT Florian	BEL	4.400	8.600		13.000
35	329	SRBIC Tin	CRO	4.200	8.750		12.950
36	370	TANTALIDIS Vasileios	GRE	4.900	8.033		12.933
37	397	BRESOLIN Simone	ITA	4.300	8.600		12.900
38	310	KENIS Daan	BEL	4.600	8.300		12.900
39	451	ONDER Ahmet	TUR	4.900	7.966		12.866
40	472	RABSTAJN Patryk	POL	4.400	8.433		12.833
41	324	TUSHEV Veliko	BUL	4.400	8.400		12.800
42	437	VELICKOVIC Petar	SRB	4.200	8.500		12.700
43	443	MBOYO Henji	SUI	4.500	8.133		12.633

RESULTS

JUNIORS TEAM COMPETITION AND QUALIFICATIONS FOR CII & CIII

WED 23 MAY 2012



Rank	Bib	Name	NOC Code	D Score	E Score	Pen	Total
44	302	KHACHATRYAN Vigen	ARM	4.300	8.300		12.600
45	435	DEJANOVIC Bojan	SRB	4.400	8.200		12.600
46	415	da COSTA ALMEIDA Bernardo	POR	4.500	8.066		12.566
47	312	GENTGES Maxime	BEL	4.900	7.600		12.500
48	337	SMEKAL Radek	CZE	3.900	8.566		12.466
49	407	ZUIDEMA Justen	NED	4.100	8.266		12.366
50	401	KUZMICKAS Tomas	LTU	4.300	8.033		12.333
51	456	YERMAKOV Eduard	UKR	4.300	7.866		12.166
52	405	SCHMIDT Casimir	NED	4.400	7.766		12.166
53	438	DORDEVIC Dusan	SRB	4.100	8.033		12.133
54	422	POPA Adrian	ROU	3.600	8.525		12.125
55	390	ARNON Tom	ISR	4.300	7.800		12.100
56	323	TUSHEV Vladimir	BUL	4.400	7.700		12.100
57	436	ILIC Gavriilo	SRB	3.600	8.366		11.966
58	380	NEILL Jack	IRL	4.100	7.866		11.966
59	367	POHL Felix	GER	3.500	8.433		11.933
60	381	FOX Daniel	IRL	3.600	8.333		11.933
61	429	PROKOPEV Kirill	RUS	4.700	7.200		11.900
62	409	RIJKEN Frank	NED	4.200	7.666		11.866
63	332	KALLIS Kallinikos	CYP	4.200	7.633		11.833
63	377	MAKRA Laszlo	HUN	4.200	7.633		11.833
65	420	RADEANU Daniel Petrica Vasile	ROU	4.600	7.233		11.833
66	340	JOHANSEN Mathias	DEN	3.900	7.900		11.800
67	432	LAMPRET Peter	SLO	4.200	7.566		11.766
68	450	COLAK Ibrahim	TUR	4.400	7.366		11.766
69	448	CHENARAKI POOR Arsalan	SWE	4.200	7.533		11.733
70	341	FRANSEN Marcus	DEN	4.300	7.433		11.733
71	371	TANTALIDIS Antonios	GRE	4.600	7.133		11.733
72	411	GIACHINO Pietro	NOR	3.600	8.066		11.666
73	449	TRANE Michael	SWE	4.100	7.500		11.600
74	315	KUSHNERYK Aliaksei	BLR	4.600	7.000		11.600
75	417	MENDES BARBOSA Tiago	POR	4.300	7.266		11.566
75	446	KIRMES Karl Oskar	SWE	4.300	7.266		11.566
77	470	PAJADA Aleksejs	LAT	3.000	8.525		11.525
78	308	KRANZLMUELLER Severin	AUT	4.600	6.900		11.500
79	331	MELANARKITIS Charalampos	CYP	3.400	8.066		11.466
80	355	BOULET Edgar	FRA	3.500	7.866		11.366
81	346	PEREZ MARCHANT Julian	ESP	4.100	7.233		11.333
82	301	MOVSISYAN Aram	ARM	4.500	6.833		11.333
83	350	KANERVA Olli	FIN	3.700	7.475		11.175
84	433	SMIGOC Miha	SLO	3.400	7.766		11.166
85	307	KOPEINIK Daniel	AUT	4.300	6.833		11.133
86	358	MICHOLET Stephen	FRA	3.500	7.566		11.066

RESULTS
JUNIORS TEAM COMPETITION AND QUALIFICATIONS FOR CII & CIII

WED 23 MAY 2012



Rank	Bib	Name	NOC Code	D Score	E Score	Pen	Total
87	305	BRAITSCH Florian	AUT	3.700	7.333		11.033
88	349	HINOJOSA VALENTIN Javier	ESP	4.100	6.900		11.000
89	430	PECAN Matic	SLO	3.200	7.700		10.900
90	473	VARGOVSKY Ivan	SVK	3.800	7.100		10.900
91	459	KOTSYUBAN Vladyslav	UKR	3.600	7.233		10.833
92	345	MARTIN MARTIN Andres	ESP	3.900	6.900		10.800
93	393	YANUKA Moran	ISR	4.100	6.666		10.766
94	423	BADILA Emanuel	ROU	3.600	7.133		10.733
95	445	SOOS Christopher	SWE	3.900	6.800		10.700
96	374	AL ZUBEYDI Matzint Michail	GRE	4.400	6.300		10.700
97	343	CHRISTIANSEN Mathias	DEN	3.300	7.366		10.666
98	353	JAKOVLEVA Nico	FIN	3.500	7.033		10.533
99	424	SAVU Andrei	ROU	4.100	6.366		10.466
100	327	KOVACEVIC Anton	CRO	3.500	6.833		10.333
101	321	ANGELOV Martin	BUL	4.200	6.133		10.333
102	391	DOLGOPYAT Artem	ISR	3.400	6.833		10.233
103	406	KOSZTKA Karl	NED	3.600	6.600		10.200
104	335	JANECZKO Ondrej	CZE	2.800	7.300		10.100
105	402	LIASKINAS Ernestas	LTU	3.200	6.833		10.033
106	386	REINHARDSSON Valgard	ISL	3.500	6.433		9.933
107	379	DUDAS Norbert	HUN	4.400	5.533		9.933
108	330	SOLEAS Christos	CYP	3.500	6.400		9.900
109	319	ZAYATS Dzmitry	BLR	3.900	5.966		9.866
110	382	PEARCE Luke	IRL	2.900	6.866		9.766
111	320	ALEKSANDROV Yordan	BUL	4.000	5.733		9.733
112	372	KRANITIS Nikolaos	GRE	4.400	5.333		9.733
113	344	KJELDSSEN Stig	DEN	2.800	6.833		9.633
114	338	SAMSA Jakub	CZE	3.300	6.333		9.633
115	418	de ALMEIDA ROSA DOURADO Pedro	POR	3.200	6.266		9.466
116	403	CHANIN Viaceslav	LTU	3.600	5.733		9.333
117	351	SAARENKETO Heikki	FIN	2.800	6.500		9.300
118	452	BAS Abdulkadir	TUR	3.300	5.933		9.233
119	354	SIIVONEN Milo	FIN	3.200	5.833		9.033
120	419	TEIXEIRA de SA Rafael	POR	3.300	5.733		9.033
121	387	SIGURDARSON Sigurdur Andres	ISL	3.300	5.441		8.741
122	412	UDBYE Oliver	NOR	3.000	5.700		8.700
123	413	BEDZETI-OLSEN Arian	NOR	2.900	5.133		8.033
124	410	KALVO Odin Martin Dessard	NOR	2.900	4.900		7.800
125	385	BALDURSSON Eythor	ISL	2.400	5.333		7.733
126	453	YILMAZ Hamza	TUR	2.200	1.766		3.966
127	383	DALTON Adam	IRL	0.000	0.000		0.000

RESULTS

JUNIORS TEAM COMPETITION AND QUALIFICATIONS FOR CII & CIII

WED 23 MAY 2012



Rank	Bib	Name	NOC Code	D Score	E Score	Pen	Total
1	363	TULLOCH Courtney	GBR	5.700	8.816		14.516 Q
2	358	MICHOLET Stephen	FRA	5.700	8.800		14.500 Q
3	440	YUSOF Eddy	SUI	5.200	8.700		13.900 Q
4	427	POLYASHOV Vladislav	RUS	4.900	8.933		13.833 Q
5	426	STEPANOV Sergey	RUS	5.300	8.533		13.833 Q
5	450	COLAK Ibrahim	TUR	5.300	8.533		13.833 Q
7	443	MBOYO Henji	SUI	4.800	8.966		13.766 Q
8	333	KRASIAS Michalis	CYP	4.800	8.933		13.733 Q
9	400	TVOROGAL Robert	LTU	5.000	8.733		13.733 R1
10	324	TUSHEV Veliko	BUL	4.800	8.900		13.700 R2
11	360	BAINES Frank	GBR	4.700	8.966		13.666 R3
12	346	PEREZ MARCHANT Julian	ESP	4.800	8.866		13.666
12	428	STRETOVICH Ivan	RUS	4.800	8.866		13.666
14	364	BEVAN Brinn	GBR	4.800	8.808		13.608
15	359	RANDRIANASOLO Anthony	FRA	4.600	9.000		13.600
16	442	BAUMANN Christian	SUI	4.800	8.783		13.583
17	405	SCHMIDT Casimir	NED	5.100	8.400		13.500
18	425	ZYRIANOV Grigorii	RUS	4.600	8.866		13.466
19	361	WILSON Nile	GBR	5.000	8.466		13.466
20	456	YERMAKOV Eduard	UKR	4.900	8.550		13.450
21	395	LANDINI Filippo	ITA	4.700	8.733		13.433
22	455	YEGOROV Ilyya	UKR	4.800	8.575		13.375
23	369	WEINERT Daniel	GER	4.900	8.400		13.300
24	357	DEGOUY Paul	FRA	4.600	8.666		13.266
25	317	TSIARESHKA Artsiom	BLR	4.600	8.600		13.200
26	355	BOULET Edgar	FRA	4.400	8.775		13.175
27	399	RUSSO Andrea	ITA	4.600	8.566		13.166
28	406	KOSZTKA Karl	NED	4.800	8.300		13.100
29	310	KENIS Daan	BEL	4.400	8.650		13.050
30	335	JANECZKO Ondrej	CZE	4.600	8.450		13.050
31	420	RADEANU Daniel Petrica Vasile	ROU	5.000	8.033		13.033
32	347	TORREGROSA Borja	ESP	4.800	8.166		12.966
33	458	GRYBUK Volodymyr	UKR	4.600	8.333		12.933
34	336	RADOVESNICKY Daniel	CZE	4.400	8.500		12.900
35	408	WILLER Kaz	NED	4.600	8.300		12.900
36	415	da COSTA ALMEIDA Bernardo	POR	4.800	8.100		12.900
36	457	KULAXIZOV Ruslan	UKR	4.800	8.100		12.900
38	432	LAMPRET Peter	SLO	4.400	8.466		12.866
39	436	ILIC Gavriilo	SRB	4.700	8.166		12.866
40	379	DUDAS Norbert	HUN	4.800	8.066		12.866
41	372	KRANITIS Nikolaos	GRE	4.300	8.533		12.833
42	377	MAKRA Laszlo	HUN	4.600	8.233		12.833
43	322	PEEV Dragomir	BUL	4.900	7.933		12.833

RESULTS
JUNIORS TEAM COMPETITION AND QUALIFICATIONS FOR CII & CIII

WED 23 MAY 2012



Rank	Bib	Name	NOC Code	D Score	E Score	Pen	Total
44	308	KRANZLMUELLER Severin	AUT	4.700	8.100		12.800
45	444	SERHANI Taha	SUI	4.000	8.766		12.766
46	374	AL ZUBEYDI Matzint Michail	GRE	4.600	8.166		12.766
47	307	KOPEINIK Daniel	AUT	4.100	8.633		12.733
48	373	VOTSIS Georgios	GRE	4.500	8.233		12.733
48	407	ZUIDEMA Justen	NED	4.500	8.233		12.733
50	329	SRBIC Tin	CRO	4.000	8.700		12.700
51	311	LOUWIJE Bram	BEL	4.700	8.000		12.700
52	302	KHACHATRYAN Vigen	ARM	3.900	8.791		12.691
53	396	BARTOLINI Nicola	ITA	4.600	8.033		12.633
54	376	SELMECZI Bank	HUN	4.700	7.933		12.633
55	312	GENTGES Maxime	BEL	4.400	8.200		12.600
56	315	KUSHNERYK Aliaksei	BLR	4.600	7.966		12.566
56	422	POPA Adrian	ROU	4.600	7.966		12.566
58	398	SANVITO Michele Aldo	ITA	3.900	8.641		12.541
59	366	LEIBIGER Tim	GER	4.200	8.333		12.533
60	452	BAS Abdulkadir	TUR	4.500	8.033		12.533
61	437	VELICKOVIC Petar	SRB	4.100	8.425		12.525
62	412	UDBYE Oliver	NOR	4.100	8.400		12.500
63	413	BEDZETI-OLSEN Arian	NOR	4.100	8.333		12.433
64	390	ARNON Tom	ISR	4.800	7.633		12.433
65	331	MELANARKITIS Charalampos	CYP	4.600	7.800		12.400
66	375	VAGNER Levente	HUN	4.900	7.500		12.400
67	418	de ALMEIDA ROSA DOURADO Pedro	POR	4.500	7.866		12.366
68	470	PAJADA Aleksejs	LAT	4.000	8.300		12.300
69	368	SCHLOTTERER Lukas	GER	4.600	7.666		12.266
70	445	SOOS Christopher	SWE	3.900	8.300		12.200
71	314	LANDUYT Florian	BEL	4.100	8.066		12.166
72	411	GIACHINO Pietro	NOR	4.500	7.666		12.166
73	401	KUZMICKAS Tomas	LTU	3.800	8.300		12.100
74	433	SMIGOC Miha	SLO	4.200	7.900		12.100
75	341	FRANSEN Marcus	DEN	4.700	7.400		12.100
76	300	PETROSYAN Armen	ARM	3.800	8.233		12.033
77	438	DORDEVIC Dusan	SRB	4.000	8.008		12.008
78	327	KOVACEVIC Anton	CRO	3.600	8.400		12.000
79	328	KUSAN Leonardo	CRO	3.900	8.100		12.000
79	391	DOLGOPYAT Artem	ISR	3.900	8.100		12.000
81	354	SIIVONEN Milo	FIN	3.800	8.166		11.966
82	344	KJELDSSEN Stig	DEN	4.100	7.850		11.950
83	309	MAIROSER Johannes	AUT	3.500	8.433		11.933
84	446	KIRMES Karl Oskar	SWE	3.900	8.033		11.933
85	343	CHRISTIANSEN Mathias	DEN	3.900	8.000		11.900
86	345	MARTIN MARTIN Andres	ESP	4.000	7.833		11.833

RESULTS
JUNIORS TEAM COMPETITION AND QUALIFICATIONS FOR CII & CIII

WED 23 MAY 2012



Rank	Bib	Name	NOC Code	D Score	E Score	Pen	Total
87	320	ALEKSANDROV Yordan	BUL	3.800	8.000		11.800
88	434	WEINGERL Jure	SLO	3.400	8.300		11.700
89	319	ZAYATS Dzmitry	BLR	3.600	8.100		11.700
90	424	SAVU Andrei	ROU	3.700	8.000		11.700
91	473	VARGOVSKY Ivan	SVK	4.000	7.700		11.700
92	340	JOHANSEN Mathias	DEN	4.000	7.633		11.633
93	370	TANTALIDIS Vasileios	GRE	3.400	8.166		11.566
94	393	YANUKA Moran	ISR	4.000	7.566		11.566
95	381	FOX Daniel	IRL	2.900	8.633		11.533
96	301	MOVSISYAN Aram	ARM	3.800	7.733		11.533
97	451	ONDER Ahmet	TUR	4.500	7.033		11.533
98	402	LIASKINAS Ernestas	LTU	3.300	8.200		11.500
99	380	NEILL Jack	IRL	2.500	8.966		11.466
100	350	KANERVA Olli	FIN	2.900	8.566		11.466
101	321	ANGELOV Martin	BUL	3.700	7.766		11.466
102	421	NECSA Liviu	ROU	3.500	7.891		11.391
103	417	MENDES BARBOSA Tiago	POR	3.600	7.700		11.300
104	449	TRANE Michael	SWE	4.300	6.966		11.266
105	430	PECAN Matic	SLO	3.700	7.466		11.166
106	454	GUNDOGDU Yunus	TUR	4.500	6.633		11.133
107	367	POHL Felix	GER	3.900	7.200		11.100
108	394	GLAZER Eyal	ISR	4.100	6.991		11.091
109	338	SAMSA Jakub	CZE	2.800	8.266		11.066
110	349	HINOJOSA VALENTIN Javier	ESP	3.100	7.966		11.066
111	410	KALVO Odin Martin Dessard	NOR	3.200	7.700		10.900
112	386	REINHARDSSON Valgard	ISL	2.900	7.841		10.741
113	305	BRAITSCHE Florian	AUT	2.700	8.000		10.700
114	316	SANUVONH Dzianis	BLR	3.300	7.366		10.666
115	382	PEARCE Luke	IRL	2.500	8.133		10.633
116	472	RABSTAJN Patryk	POL	3.800	6.766		10.566
117	332	KALLIS Kallinikos	CYP	3.400	7.000		10.400
118	385	BALDURSSON Eythor	ISL	2.300	8.033		10.333
119	330	SOLEAS Christos	CYP	2.900	7.300		10.200
120	403	CHANIN Viaceslav	LTU	3.600	6.400		10.000
121	435	DEJANOVIC Bojan	SRB	3.300	6.500		9.800
122	387	SIGURDARSON Sigurdur Andres	ISL	2.100	7.266		9.366
123	353	JAKOVLEVA Nico	FIN	2.200	7.033		9.233
124	448	CHENARAKI POOR Arsalan	SWE	2.900	4.166		7.066
125	352	SORAVUO Emil	FIN	2.600	3.933		6.533
126	337	SMEKAL Radek	CZE	2.500	3.433		5.933
127	383	DALTON Adam	IRL	0.000	0.000		0.000

RESULTS JUNIORS TEAM COMPETITION AND QUALIFICATIONS FOR CII & CIII

WED 23 MAY 2012



Rank	Bib	Name	NOC Code	Vault	D Score	E Score	Pen	Vault Score	Total																																																																																																																																																																																																																																																																																						
1	420	RADEANU Daniel Petrica Vasile	ROU	1	6.600	9.000	0.1	15.500	15.366 Q																																																																																																																																																																																																																																																																																						
				2	6.200	9.033		15.233		2	441	WALTER Marco	SUI	1	6.200	9.500		15.700	15.300 Q	2	5.400	9.500	14.900	3	362	THOMPSON Gaius	GBR	1	6.200	9.341		15.541	15.253 Q	2	5.800	9.166	14.966	4	405	SCHMIDT Casimir	NED	1	6.600	9.366		15.966	15.166 Q	2	6.200	8.166	14.366	5	346	PEREZ MARCHANT Julian	ESP	1	6.200	9.358		15.558	15.162 Q	2	5.400	9.366	14.766	6	357	DEGOUY Paul	FRA	1	6.200	9.333		15.533	15.149 Q	2	5.400	9.366	14.766	7	355	BOULET Edgar	FRA	1	6.200	9.133	0.1	15.233	15.066 Q	2	5.800	9.200	0.1	14.900	8	310	KENIS Daan	BEL	1	6.200	9.133		15.333	14.833 Q	2	5.800	8.833	0.3	14.333	9	471	BUCULIS Germans	LAT	1	6.200	8.966	0.1	15.066	14.799 R1	2	5.400	9.133	14.533	10	363	TULLOCH Courtney	GBR	1	6.600	8.100		14.700	14.733 R2	2	5.800	9.266	0.3	14.766	11	451	ONDER Ahmet	TUR	1	5.800	9.033		14.833	14.666 R3	2	5.400	9.100	14.500	12	321	ANGELOV Martin	BUL	1	6.200	8.800		15.000	14.616	2	5.400	8.833	14.233	13	447	GREEN Carl	SWE	1	5.400	8.700		14.100	14.516	2	6.200	8.733	14.933	14	442	BAUMANN Christian	SUI	1	6.200	8.533	0.3	14.433	14.466	2	5.400	9.100	14.500	15	458	GRYBUK Volodymyr	UKR	1	6.600	9.000	0.1	15.500	14.416	2	5.800	7.833	0.3	13.333	16	373	VOTSIS Georgios	GRE	1	5.800	8.933	0.1	14.633	14.283	2	5.000	8.933	13.933	17	301	MOVSISYAN Aram	ARM	1	5.400	8.733		14.133	14.183	2	5.400	8.833	14.233	18	383	DALTON Adam	IRL	1	5.400	9.100	0.1	14.400	14.100	2	4.600	9.200	13.800	19	336	RADOVESNICKY Daniel	CZE	1	5.800	7.966	0.1	13.666	14.016	2	5.400	8.966	14.366	20	473	VARGOVSKY Ivan	SVK	1	5.400	8.900		14.300	13.950	2	4.600	9.000	13.600	21	412	UDBYE Oliver	NOR	1	5.400	8.966	
2	441	WALTER Marco	SUI	1	6.200	9.500		15.700	15.300 Q																																																																																																																																																																																																																																																																																						
				2	5.400	9.500		14.900		3	362	THOMPSON Gaius	GBR	1	6.200	9.341		15.541	15.253 Q	2	5.800	9.166	14.966	4	405	SCHMIDT Casimir	NED	1	6.600	9.366		15.966	15.166 Q	2	6.200	8.166	14.366	5	346	PEREZ MARCHANT Julian	ESP	1	6.200	9.358		15.558	15.162 Q	2	5.400	9.366	14.766	6	357	DEGOUY Paul	FRA	1	6.200	9.333		15.533	15.149 Q	2	5.400	9.366	14.766	7	355	BOULET Edgar	FRA	1	6.200	9.133	0.1	15.233	15.066 Q	2	5.800	9.200	0.1	14.900	8	310	KENIS Daan	BEL	1	6.200	9.133		15.333	14.833 Q	2	5.800	8.833	0.3	14.333	9	471	BUCULIS Germans	LAT	1	6.200	8.966	0.1	15.066	14.799 R1	2	5.400	9.133	14.533	10	363	TULLOCH Courtney	GBR	1	6.600	8.100		14.700	14.733 R2	2	5.800	9.266	0.3	14.766	11	451	ONDER Ahmet	TUR	1	5.800	9.033		14.833	14.666 R3	2	5.400	9.100	14.500	12	321	ANGELOV Martin	BUL	1	6.200	8.800		15.000	14.616	2	5.400	8.833	14.233	13	447	GREEN Carl	SWE	1	5.400	8.700		14.100	14.516	2	6.200	8.733	14.933	14	442	BAUMANN Christian	SUI	1	6.200	8.533	0.3	14.433	14.466	2	5.400	9.100	14.500	15	458	GRYBUK Volodymyr	UKR	1	6.600	9.000	0.1	15.500	14.416	2	5.800	7.833	0.3	13.333	16	373	VOTSIS Georgios	GRE	1	5.800	8.933	0.1	14.633	14.283	2	5.000	8.933	13.933	17	301	MOVSISYAN Aram	ARM	1	5.400	8.733		14.133	14.183	2	5.400	8.833	14.233	18	383	DALTON Adam	IRL	1	5.400	9.100	0.1	14.400	14.100	2	4.600	9.200	13.800	19	336	RADOVESNICKY Daniel	CZE	1	5.800	7.966	0.1	13.666	14.016	2	5.400	8.966	14.366	20	473	VARGOVSKY Ivan	SVK	1	5.400	8.900		14.300	13.950	2	4.600	9.000	13.600	21	412	UDBYE Oliver	NOR	1	5.400	8.966		14.366	13.916	2	4.200	9.266	13.466								
3	362	THOMPSON Gaius	GBR	1	6.200	9.341		15.541	15.253 Q																																																																																																																																																																																																																																																																																						
				2	5.800	9.166		14.966		4	405	SCHMIDT Casimir	NED	1	6.600	9.366		15.966	15.166 Q	2	6.200	8.166	14.366	5	346	PEREZ MARCHANT Julian	ESP	1	6.200	9.358		15.558	15.162 Q	2	5.400	9.366	14.766	6	357	DEGOUY Paul	FRA	1	6.200	9.333		15.533	15.149 Q	2	5.400	9.366	14.766	7	355	BOULET Edgar	FRA	1	6.200	9.133	0.1	15.233	15.066 Q	2	5.800	9.200	0.1	14.900	8	310	KENIS Daan	BEL	1	6.200	9.133		15.333	14.833 Q	2	5.800	8.833	0.3	14.333	9	471	BUCULIS Germans	LAT	1	6.200	8.966	0.1	15.066	14.799 R1	2	5.400	9.133	14.533	10	363	TULLOCH Courtney	GBR	1	6.600	8.100		14.700	14.733 R2	2	5.800	9.266	0.3	14.766	11	451	ONDER Ahmet	TUR	1	5.800	9.033		14.833	14.666 R3	2	5.400	9.100	14.500	12	321	ANGELOV Martin	BUL	1	6.200	8.800		15.000	14.616	2	5.400	8.833	14.233	13	447	GREEN Carl	SWE	1	5.400	8.700		14.100	14.516	2	6.200	8.733	14.933	14	442	BAUMANN Christian	SUI	1	6.200	8.533	0.3	14.433	14.466	2	5.400	9.100	14.500	15	458	GRYBUK Volodymyr	UKR	1	6.600	9.000	0.1	15.500	14.416	2	5.800	7.833	0.3	13.333	16	373	VOTSIS Georgios	GRE	1	5.800	8.933	0.1	14.633	14.283	2	5.000	8.933	13.933	17	301	MOVSISYAN Aram	ARM	1	5.400	8.733		14.133	14.183	2	5.400	8.833	14.233	18	383	DALTON Adam	IRL	1	5.400	9.100	0.1	14.400	14.100	2	4.600	9.200	13.800	19	336	RADOVESNICKY Daniel	CZE	1	5.800	7.966	0.1	13.666	14.016	2	5.400	8.966	14.366	20	473	VARGOVSKY Ivan	SVK	1	5.400	8.900		14.300	13.950	2	4.600	9.000	13.600	21	412	UDBYE Oliver	NOR	1	5.400	8.966		14.366	13.916	2	4.200	9.266	13.466																						
4	405	SCHMIDT Casimir	NED	1	6.600	9.366		15.966	15.166 Q																																																																																																																																																																																																																																																																																						
				2	6.200	8.166		14.366		5	346	PEREZ MARCHANT Julian	ESP	1	6.200	9.358		15.558	15.162 Q	2	5.400	9.366	14.766	6	357	DEGOUY Paul	FRA	1	6.200	9.333		15.533	15.149 Q	2	5.400	9.366	14.766	7	355	BOULET Edgar	FRA	1	6.200	9.133	0.1	15.233	15.066 Q	2	5.800	9.200	0.1	14.900	8	310	KENIS Daan	BEL	1	6.200	9.133		15.333	14.833 Q	2	5.800	8.833	0.3	14.333	9	471	BUCULIS Germans	LAT	1	6.200	8.966	0.1	15.066	14.799 R1	2	5.400	9.133	14.533	10	363	TULLOCH Courtney	GBR	1	6.600	8.100		14.700	14.733 R2	2	5.800	9.266	0.3	14.766	11	451	ONDER Ahmet	TUR	1	5.800	9.033		14.833	14.666 R3	2	5.400	9.100	14.500	12	321	ANGELOV Martin	BUL	1	6.200	8.800		15.000	14.616	2	5.400	8.833	14.233	13	447	GREEN Carl	SWE	1	5.400	8.700		14.100	14.516	2	6.200	8.733	14.933	14	442	BAUMANN Christian	SUI	1	6.200	8.533	0.3	14.433	14.466	2	5.400	9.100	14.500	15	458	GRYBUK Volodymyr	UKR	1	6.600	9.000	0.1	15.500	14.416	2	5.800	7.833	0.3	13.333	16	373	VOTSIS Georgios	GRE	1	5.800	8.933	0.1	14.633	14.283	2	5.000	8.933	13.933	17	301	MOVSISYAN Aram	ARM	1	5.400	8.733		14.133	14.183	2	5.400	8.833	14.233	18	383	DALTON Adam	IRL	1	5.400	9.100	0.1	14.400	14.100	2	4.600	9.200	13.800	19	336	RADOVESNICKY Daniel	CZE	1	5.800	7.966	0.1	13.666	14.016	2	5.400	8.966	14.366	20	473	VARGOVSKY Ivan	SVK	1	5.400	8.900		14.300	13.950	2	4.600	9.000	13.600	21	412	UDBYE Oliver	NOR	1	5.400	8.966		14.366	13.916	2	4.200	9.266	13.466																																				
5	346	PEREZ MARCHANT Julian	ESP	1	6.200	9.358		15.558	15.162 Q																																																																																																																																																																																																																																																																																						
				2	5.400	9.366		14.766		6	357	DEGOUY Paul	FRA	1	6.200	9.333		15.533	15.149 Q	2	5.400	9.366	14.766	7	355	BOULET Edgar	FRA	1	6.200	9.133	0.1	15.233	15.066 Q	2	5.800	9.200	0.1	14.900	8	310	KENIS Daan	BEL	1	6.200	9.133		15.333	14.833 Q	2	5.800	8.833	0.3	14.333	9	471	BUCULIS Germans	LAT	1	6.200	8.966	0.1	15.066	14.799 R1	2	5.400	9.133	14.533	10	363	TULLOCH Courtney	GBR	1	6.600	8.100		14.700	14.733 R2	2	5.800	9.266	0.3	14.766	11	451	ONDER Ahmet	TUR	1	5.800	9.033		14.833	14.666 R3	2	5.400	9.100	14.500	12	321	ANGELOV Martin	BUL	1	6.200	8.800		15.000	14.616	2	5.400	8.833	14.233	13	447	GREEN Carl	SWE	1	5.400	8.700		14.100	14.516	2	6.200	8.733	14.933	14	442	BAUMANN Christian	SUI	1	6.200	8.533	0.3	14.433	14.466	2	5.400	9.100	14.500	15	458	GRYBUK Volodymyr	UKR	1	6.600	9.000	0.1	15.500	14.416	2	5.800	7.833	0.3	13.333	16	373	VOTSIS Georgios	GRE	1	5.800	8.933	0.1	14.633	14.283	2	5.000	8.933	13.933	17	301	MOVSISYAN Aram	ARM	1	5.400	8.733		14.133	14.183	2	5.400	8.833	14.233	18	383	DALTON Adam	IRL	1	5.400	9.100	0.1	14.400	14.100	2	4.600	9.200	13.800	19	336	RADOVESNICKY Daniel	CZE	1	5.800	7.966	0.1	13.666	14.016	2	5.400	8.966	14.366	20	473	VARGOVSKY Ivan	SVK	1	5.400	8.900		14.300	13.950	2	4.600	9.000	13.600	21	412	UDBYE Oliver	NOR	1	5.400	8.966		14.366	13.916	2	4.200	9.266	13.466																																																		
6	357	DEGOUY Paul	FRA	1	6.200	9.333		15.533	15.149 Q																																																																																																																																																																																																																																																																																						
				2	5.400	9.366		14.766		7	355	BOULET Edgar	FRA	1	6.200	9.133	0.1	15.233	15.066 Q	2	5.800	9.200	0.1	14.900	8	310	KENIS Daan	BEL	1	6.200	9.133		15.333	14.833 Q	2	5.800	8.833	0.3	14.333	9	471	BUCULIS Germans	LAT	1	6.200	8.966	0.1	15.066	14.799 R1	2	5.400	9.133	14.533	10	363	TULLOCH Courtney	GBR	1	6.600	8.100		14.700	14.733 R2	2	5.800	9.266	0.3	14.766	11	451	ONDER Ahmet	TUR	1	5.800	9.033		14.833	14.666 R3	2	5.400	9.100	14.500	12	321	ANGELOV Martin	BUL	1	6.200	8.800		15.000	14.616	2	5.400	8.833	14.233	13	447	GREEN Carl	SWE	1	5.400	8.700		14.100	14.516	2	6.200	8.733	14.933	14	442	BAUMANN Christian	SUI	1	6.200	8.533	0.3	14.433	14.466	2	5.400	9.100	14.500	15	458	GRYBUK Volodymyr	UKR	1	6.600	9.000	0.1	15.500	14.416	2	5.800	7.833	0.3	13.333	16	373	VOTSIS Georgios	GRE	1	5.800	8.933	0.1	14.633	14.283	2	5.000	8.933	13.933	17	301	MOVSISYAN Aram	ARM	1	5.400	8.733		14.133	14.183	2	5.400	8.833	14.233	18	383	DALTON Adam	IRL	1	5.400	9.100	0.1	14.400	14.100	2	4.600	9.200	13.800	19	336	RADOVESNICKY Daniel	CZE	1	5.800	7.966	0.1	13.666	14.016	2	5.400	8.966	14.366	20	473	VARGOVSKY Ivan	SVK	1	5.400	8.900		14.300	13.950	2	4.600	9.000	13.600	21	412	UDBYE Oliver	NOR	1	5.400	8.966		14.366	13.916	2	4.200	9.266	13.466																																																																
7	355	BOULET Edgar	FRA	1	6.200	9.133	0.1	15.233	15.066 Q																																																																																																																																																																																																																																																																																						
				2	5.800	9.200		0.1		14.900	8	310	KENIS Daan	BEL	1	6.200	9.133		15.333	14.833 Q	2	5.800	8.833	0.3	14.333	9	471	BUCULIS Germans	LAT	1	6.200	8.966	0.1	15.066	14.799 R1	2	5.400	9.133	14.533	10	363	TULLOCH Courtney	GBR	1	6.600	8.100		14.700	14.733 R2	2	5.800	9.266	0.3	14.766	11	451	ONDER Ahmet	TUR	1	5.800	9.033		14.833	14.666 R3	2	5.400	9.100	14.500	12	321	ANGELOV Martin	BUL	1	6.200	8.800		15.000	14.616	2	5.400	8.833	14.233	13	447	GREEN Carl	SWE	1	5.400	8.700		14.100	14.516	2	6.200	8.733	14.933	14	442	BAUMANN Christian	SUI	1	6.200	8.533	0.3	14.433	14.466	2	5.400	9.100	14.500	15	458	GRYBUK Volodymyr	UKR	1	6.600	9.000	0.1	15.500	14.416	2	5.800	7.833	0.3	13.333	16	373	VOTSIS Georgios	GRE	1	5.800	8.933	0.1	14.633	14.283	2	5.000	8.933	13.933	17	301	MOVSISYAN Aram	ARM	1	5.400	8.733		14.133	14.183	2	5.400	8.833	14.233	18	383	DALTON Adam	IRL	1	5.400	9.100	0.1	14.400	14.100	2	4.600	9.200	13.800	19	336	RADOVESNICKY Daniel	CZE	1	5.800	7.966	0.1	13.666	14.016	2	5.400	8.966	14.366	20	473	VARGOVSKY Ivan	SVK	1	5.400	8.900		14.300	13.950	2	4.600	9.000	13.600	21	412	UDBYE Oliver	NOR	1	5.400	8.966		14.366	13.916	2	4.200	9.266	13.466																																																																														
8	310	KENIS Daan	BEL	1	6.200	9.133		15.333	14.833 Q																																																																																																																																																																																																																																																																																						
				2	5.800	8.833		0.3		14.333	9	471	BUCULIS Germans	LAT	1	6.200	8.966	0.1	15.066	14.799 R1	2	5.400	9.133	14.533	10	363	TULLOCH Courtney	GBR	1	6.600	8.100		14.700	14.733 R2	2	5.800	9.266	0.3	14.766	11	451	ONDER Ahmet	TUR	1	5.800	9.033		14.833	14.666 R3	2	5.400	9.100	14.500	12	321	ANGELOV Martin	BUL	1	6.200	8.800		15.000	14.616	2	5.400	8.833	14.233	13	447	GREEN Carl	SWE	1	5.400	8.700		14.100	14.516	2	6.200	8.733	14.933	14	442	BAUMANN Christian	SUI	1	6.200	8.533	0.3	14.433	14.466	2	5.400	9.100	14.500	15	458	GRYBUK Volodymyr	UKR	1	6.600	9.000	0.1	15.500	14.416	2	5.800	7.833	0.3	13.333	16	373	VOTSIS Georgios	GRE	1	5.800	8.933	0.1	14.633	14.283	2	5.000	8.933	13.933	17	301	MOVSISYAN Aram	ARM	1	5.400	8.733		14.133	14.183	2	5.400	8.833	14.233	18	383	DALTON Adam	IRL	1	5.400	9.100	0.1	14.400	14.100	2	4.600	9.200	13.800	19	336	RADOVESNICKY Daniel	CZE	1	5.800	7.966	0.1	13.666	14.016	2	5.400	8.966	14.366	20	473	VARGOVSKY Ivan	SVK	1	5.400	8.900		14.300	13.950	2	4.600	9.000	13.600	21	412	UDBYE Oliver	NOR	1	5.400	8.966		14.366	13.916	2	4.200	9.266	13.466																																																																																													
9	471	BUCULIS Germans	LAT	1	6.200	8.966	0.1	15.066	14.799 R1																																																																																																																																																																																																																																																																																						
				2	5.400	9.133		14.533		10	363	TULLOCH Courtney	GBR	1	6.600	8.100		14.700	14.733 R2	2	5.800	9.266	0.3	14.766	11	451	ONDER Ahmet	TUR	1	5.800	9.033		14.833	14.666 R3	2	5.400	9.100	14.500	12	321	ANGELOV Martin	BUL	1	6.200	8.800		15.000	14.616	2	5.400	8.833	14.233	13	447	GREEN Carl	SWE	1	5.400	8.700		14.100	14.516	2	6.200	8.733	14.933	14	442	BAUMANN Christian	SUI	1	6.200	8.533	0.3	14.433	14.466	2	5.400	9.100	14.500	15	458	GRYBUK Volodymyr	UKR	1	6.600	9.000	0.1	15.500	14.416	2	5.800	7.833	0.3	13.333	16	373	VOTSIS Georgios	GRE	1	5.800	8.933	0.1	14.633	14.283	2	5.000	8.933	13.933	17	301	MOVSISYAN Aram	ARM	1	5.400	8.733		14.133	14.183	2	5.400	8.833	14.233	18	383	DALTON Adam	IRL	1	5.400	9.100	0.1	14.400	14.100	2	4.600	9.200	13.800	19	336	RADOVESNICKY Daniel	CZE	1	5.800	7.966	0.1	13.666	14.016	2	5.400	8.966	14.366	20	473	VARGOVSKY Ivan	SVK	1	5.400	8.900		14.300	13.950	2	4.600	9.000	13.600	21	412	UDBYE Oliver	NOR	1	5.400	8.966		14.366	13.916	2	4.200	9.266	13.466																																																																																																												
10	363	TULLOCH Courtney	GBR	1	6.600	8.100		14.700	14.733 R2																																																																																																																																																																																																																																																																																						
				2	5.800	9.266		0.3		14.766	11	451	ONDER Ahmet	TUR	1	5.800	9.033		14.833	14.666 R3	2	5.400	9.100	14.500	12	321	ANGELOV Martin	BUL	1	6.200	8.800		15.000	14.616	2	5.400	8.833	14.233	13	447	GREEN Carl	SWE	1	5.400	8.700		14.100	14.516	2	6.200	8.733	14.933	14	442	BAUMANN Christian	SUI	1	6.200	8.533	0.3	14.433	14.466	2	5.400	9.100	14.500	15	458	GRYBUK Volodymyr	UKR	1	6.600	9.000	0.1	15.500	14.416	2	5.800	7.833	0.3	13.333	16	373	VOTSIS Georgios	GRE	1	5.800	8.933	0.1	14.633	14.283	2	5.000	8.933	13.933	17	301	MOVSISYAN Aram	ARM	1	5.400	8.733		14.133	14.183	2	5.400	8.833	14.233	18	383	DALTON Adam	IRL	1	5.400	9.100	0.1	14.400	14.100	2	4.600	9.200	13.800	19	336	RADOVESNICKY Daniel	CZE	1	5.800	7.966	0.1	13.666	14.016	2	5.400	8.966	14.366	20	473	VARGOVSKY Ivan	SVK	1	5.400	8.900		14.300	13.950	2	4.600	9.000	13.600	21	412	UDBYE Oliver	NOR	1	5.400	8.966		14.366	13.916	2	4.200	9.266	13.466																																																																																																																										
11	451	ONDER Ahmet	TUR	1	5.800	9.033		14.833	14.666 R3																																																																																																																																																																																																																																																																																						
				2	5.400	9.100		14.500		12	321	ANGELOV Martin	BUL	1	6.200	8.800		15.000	14.616	2	5.400	8.833	14.233	13	447	GREEN Carl	SWE	1	5.400	8.700		14.100	14.516	2	6.200	8.733	14.933	14	442	BAUMANN Christian	SUI	1	6.200	8.533	0.3	14.433	14.466	2	5.400	9.100	14.500	15	458	GRYBUK Volodymyr	UKR	1	6.600	9.000	0.1	15.500	14.416	2	5.800	7.833	0.3	13.333	16	373	VOTSIS Georgios	GRE	1	5.800	8.933	0.1	14.633	14.283	2	5.000	8.933	13.933	17	301	MOVSISYAN Aram	ARM	1	5.400	8.733		14.133	14.183	2	5.400	8.833	14.233	18	383	DALTON Adam	IRL	1	5.400	9.100	0.1	14.400	14.100	2	4.600	9.200	13.800	19	336	RADOVESNICKY Daniel	CZE	1	5.800	7.966	0.1	13.666	14.016	2	5.400	8.966	14.366	20	473	VARGOVSKY Ivan	SVK	1	5.400	8.900		14.300	13.950	2	4.600	9.000	13.600	21	412	UDBYE Oliver	NOR	1	5.400	8.966		14.366	13.916	2	4.200	9.266	13.466																																																																																																																																									
12	321	ANGELOV Martin	BUL	1	6.200	8.800		15.000	14.616																																																																																																																																																																																																																																																																																						
				2	5.400	8.833		14.233		13	447	GREEN Carl	SWE	1	5.400	8.700		14.100	14.516	2	6.200	8.733	14.933	14	442	BAUMANN Christian	SUI	1	6.200	8.533	0.3	14.433	14.466	2	5.400	9.100	14.500	15	458	GRYBUK Volodymyr	UKR	1	6.600	9.000	0.1	15.500	14.416	2	5.800	7.833	0.3	13.333	16	373	VOTSIS Georgios	GRE	1	5.800	8.933	0.1	14.633	14.283	2	5.000	8.933	13.933	17	301	MOVSISYAN Aram	ARM	1	5.400	8.733		14.133	14.183	2	5.400	8.833	14.233	18	383	DALTON Adam	IRL	1	5.400	9.100	0.1	14.400	14.100	2	4.600	9.200	13.800	19	336	RADOVESNICKY Daniel	CZE	1	5.800	7.966	0.1	13.666	14.016	2	5.400	8.966	14.366	20	473	VARGOVSKY Ivan	SVK	1	5.400	8.900		14.300	13.950	2	4.600	9.000	13.600	21	412	UDBYE Oliver	NOR	1	5.400	8.966		14.366	13.916	2	4.200	9.266	13.466																																																																																																																																																							
13	447	GREEN Carl	SWE	1	5.400	8.700		14.100	14.516																																																																																																																																																																																																																																																																																						
				2	6.200	8.733		14.933		14	442	BAUMANN Christian	SUI	1	6.200	8.533	0.3	14.433	14.466	2	5.400	9.100	14.500	15	458	GRYBUK Volodymyr	UKR	1	6.600	9.000	0.1	15.500	14.416	2	5.800	7.833	0.3	13.333	16	373	VOTSIS Georgios	GRE	1	5.800	8.933	0.1	14.633	14.283	2	5.000	8.933	13.933	17	301	MOVSISYAN Aram	ARM	1	5.400	8.733		14.133	14.183	2	5.400	8.833	14.233	18	383	DALTON Adam	IRL	1	5.400	9.100	0.1	14.400	14.100	2	4.600	9.200	13.800	19	336	RADOVESNICKY Daniel	CZE	1	5.800	7.966	0.1	13.666	14.016	2	5.400	8.966	14.366	20	473	VARGOVSKY Ivan	SVK	1	5.400	8.900		14.300	13.950	2	4.600	9.000	13.600	21	412	UDBYE Oliver	NOR	1	5.400	8.966		14.366	13.916	2	4.200	9.266	13.466																																																																																																																																																																					
14	442	BAUMANN Christian	SUI	1	6.200	8.533	0.3	14.433	14.466																																																																																																																																																																																																																																																																																						
				2	5.400	9.100		14.500		15	458	GRYBUK Volodymyr	UKR	1	6.600	9.000	0.1	15.500	14.416	2	5.800	7.833	0.3	13.333	16	373	VOTSIS Georgios	GRE	1	5.800	8.933	0.1	14.633	14.283	2	5.000	8.933	13.933	17	301	MOVSISYAN Aram	ARM	1	5.400	8.733		14.133	14.183	2	5.400	8.833	14.233	18	383	DALTON Adam	IRL	1	5.400	9.100	0.1	14.400	14.100	2	4.600	9.200	13.800	19	336	RADOVESNICKY Daniel	CZE	1	5.800	7.966	0.1	13.666	14.016	2	5.400	8.966	14.366	20	473	VARGOVSKY Ivan	SVK	1	5.400	8.900		14.300	13.950	2	4.600	9.000	13.600	21	412	UDBYE Oliver	NOR	1	5.400	8.966		14.366	13.916	2	4.200	9.266	13.466																																																																																																																																																																																			
15	458	GRYBUK Volodymyr	UKR	1	6.600	9.000	0.1	15.500	14.416																																																																																																																																																																																																																																																																																						
				2	5.800	7.833		0.3		13.333	16	373	VOTSIS Georgios	GRE	1	5.800	8.933	0.1	14.633	14.283	2	5.000	8.933	13.933	17	301	MOVSISYAN Aram	ARM	1	5.400	8.733		14.133	14.183	2	5.400	8.833	14.233	18	383	DALTON Adam	IRL	1	5.400	9.100	0.1	14.400	14.100	2	4.600	9.200	13.800	19	336	RADOVESNICKY Daniel	CZE	1	5.800	7.966	0.1	13.666	14.016	2	5.400	8.966	14.366	20	473	VARGOVSKY Ivan	SVK	1	5.400	8.900		14.300	13.950	2	4.600	9.000	13.600	21	412	UDBYE Oliver	NOR	1	5.400	8.966		14.366	13.916	2	4.200	9.266	13.466																																																																																																																																																																																																	
16	373	VOTSIS Georgios	GRE	1	5.800	8.933	0.1	14.633	14.283																																																																																																																																																																																																																																																																																						
				2	5.000	8.933		13.933		17	301	MOVSISYAN Aram	ARM	1	5.400	8.733		14.133	14.183	2	5.400	8.833	14.233	18	383	DALTON Adam	IRL	1	5.400	9.100	0.1	14.400	14.100	2	4.600	9.200	13.800	19	336	RADOVESNICKY Daniel	CZE	1	5.800	7.966	0.1	13.666	14.016	2	5.400	8.966	14.366	20	473	VARGOVSKY Ivan	SVK	1	5.400	8.900		14.300	13.950	2	4.600	9.000	13.600	21	412	UDBYE Oliver	NOR	1	5.400	8.966		14.366	13.916	2	4.200	9.266	13.466																																																																																																																																																																																																																
17	301	MOVSISYAN Aram	ARM	1	5.400	8.733		14.133	14.183																																																																																																																																																																																																																																																																																						
				2	5.400	8.833		14.233		18	383	DALTON Adam	IRL	1	5.400	9.100	0.1	14.400	14.100	2	4.600	9.200	13.800	19	336	RADOVESNICKY Daniel	CZE	1	5.800	7.966	0.1	13.666	14.016	2	5.400	8.966	14.366	20	473	VARGOVSKY Ivan	SVK	1	5.400	8.900		14.300	13.950	2	4.600	9.000	13.600	21	412	UDBYE Oliver	NOR	1	5.400	8.966		14.366	13.916	2	4.200	9.266	13.466																																																																																																																																																																																																																														
18	383	DALTON Adam	IRL	1	5.400	9.100	0.1	14.400	14.100																																																																																																																																																																																																																																																																																						
				2	4.600	9.200		13.800		19	336	RADOVESNICKY Daniel	CZE	1	5.800	7.966	0.1	13.666	14.016	2	5.400	8.966	14.366	20	473	VARGOVSKY Ivan	SVK	1	5.400	8.900		14.300	13.950	2	4.600	9.000	13.600	21	412	UDBYE Oliver	NOR	1	5.400	8.966		14.366	13.916	2	4.200	9.266	13.466																																																																																																																																																																																																																																												
19	336	RADOVESNICKY Daniel	CZE	1	5.800	7.966	0.1	13.666	14.016																																																																																																																																																																																																																																																																																						
				2	5.400	8.966		14.366		20	473	VARGOVSKY Ivan	SVK	1	5.400	8.900		14.300	13.950	2	4.600	9.000	13.600	21	412	UDBYE Oliver	NOR	1	5.400	8.966		14.366	13.916	2	4.200	9.266	13.466																																																																																																																																																																																																																																																										
20	473	VARGOVSKY Ivan	SVK	1	5.400	8.900		14.300	13.950																																																																																																																																																																																																																																																																																						
				2	4.600	9.000		13.600		21	412	UDBYE Oliver	NOR	1	5.400	8.966		14.366	13.916	2	4.200	9.266	13.466																																																																																																																																																																																																																																																																								
21	412	UDBYE Oliver	NOR	1	5.400	8.966		14.366	13.916																																																																																																																																																																																																																																																																																						
				2	4.200	9.266		13.466																																																																																																																																																																																																																																																																																							

RESULTS
JUNIORS TEAM COMPETITION AND QUALIFICATIONS FOR CII & CIII
WED 23 MAY 2012



Rank	Bib	Name	NOC Code	Vault	D Score	E Score	Pen	Vault Score	Total
22	340	JOHANSEN Mathias	DEN	1	5.400	8.833	0.1	14.133	13.866
				2	4.200	9.400		13.600	
23	342	BUUS Jacob	DEN	1	5.400	8.833	0.1	14.133	13.799
				2	4.200	9.266		13.466	
24	470	PAJADA Aleksejs	LAT	1	5.400	8.233	0.3	13.333	13.716
				2	5.800	8.400	0.1	14.100	
25	313	VROLIX Jonathan	BEL	1	5.800	8.766	0.1	14.466	13.699
				2	4.200	8.833	0.1	12.933	
26	403	CHANIN Viaceslav	LTU	1	5.400	9.000	0.3	14.100	13.433
				2	4.200	8.566		12.766	
27	332	KALLIS Kallinikos	CYP	1	4.600	8.833		13.433	12.799
				2	4.200	8.266	0.3	12.166	
28	351	SAARENKETO Heikki	FIN	1	6.200	9.133		15.333	7.666
				2	0.000	0.000		0.000	

LEGEND

D Difficulty **E** Execution **Pen** Penalty **Q** Qualified for Vault Final **Rx** Reserve for Vault Final

 Vault

RESULTS

JUNIORS TEAM COMPETITION AND QUALIFICATIONS FOR CII & CIII

WED 23 MAY 2012



Rank	Bib	Name	NOC Code	D Score	E Score	Pen	Total
1	425	ZYRIANOV Grigorii	RUS	5.200	9.066		14.266 Q
2	450	COLAK Ibrahim	TUR	5.100	9.066		14.166 Q
3	364	BEVAN Brinn	GBR	5.400	8.683		14.083 Q
4	440	YUSOF Eddy	SUI	5.400	8.633		14.033 Q
5	369	WEINERT Daniel	GER	5.200	8.733		13.933 Q
6	310	KENIS Daan	BEL	5.000	8.916		13.916 Q
7	427	POLYASHOV Vladislav	RUS	5.400	8.500		13.900 Q
8	357	DEGOUY Paul	FRA	4.800	9.033		13.833 Q
9	428	STRETOVICH Ivan	RUS	5.100	8.733		13.833
10	356	CLERC Remi	FRA	4.800	8.966		13.766 R1
11	320	ALEKSANDROV Yordan	BUL	4.800	8.933		13.733 R2
12	455	YEGOROV Illya	UKR	5.300	8.408		13.708 R3
13	317	TSIARESHKA Artsiom	BLR	4.500	9.133		13.633
14	441	WALTER Marco	SUI	4.700	8.900		13.600
15	395	LANDINI Filippo	ITA	5.000	8.600		13.600
16	443	MBOYO Henji	SUI	4.700	8.866		13.566
17	315	KUSHNERYK Aliaksei	BLR	4.900	8.666		13.566
18	442	BAUMANN Christian	SUI	5.300	8.266		13.566
19	363	TULLOCH Courtney	GBR	5.000	8.533		13.533
20	360	BAINES Frank	GBR	5.100	8.433		13.533
21	457	KULAXIZOV Ruslan	UKR	4.800	8.700		13.500
22	361	WILSON Nile	GBR	5.400	8.100		13.500
23	397	BRESOLIN Simone	ITA	4.600	8.866		13.466
24	420	RADEANU Daniel Petrica Vasile	ROU	4.700	8.700		13.400
25	399	RUSSO Andrea	ITA	4.400	8.933		13.333
26	359	RANDRIANASOLO Anthony	FRA	4.800	8.533		13.333
27	311	LOUWIJE Bram	BEL	5.100	8.233		13.333
28	456	YERMAKOV Eduard	UKR	5.400	7.933		13.333
29	355	BOULET Edgar	FRA	4.200	9.100		13.300
30	314	LANDUYT Florian	BEL	4.600	8.700		13.300
31	426	STEPANOV Sergey	RUS	4.500	8.791		13.291
32	375	VAGNER Levente	HUN	5.000	8.283		13.283
33	378	KARDOS Botond	HUN	4.600	8.666		13.266
34	329	SRBIC Tin	CRO	4.500	8.733		13.233
35	312	GENTGES Maxime	BEL	4.600	8.633		13.233
36	306	KATHAN Dirk	AUT	4.000	9.200		13.200
37	415	da COSTA ALMEIDA Bernardo	POR	4.600	8.600		13.200
38	409	RIJKEN Frank	NED	4.700	8.500		13.200
39	323	TUSHEV Vladimir	BUL	4.100	9.066		13.166
40	390	ARNON Tom	ISR	4.800	8.366		13.166
41	309	MAIROSER Johannes	AUT	3.900	9.200		13.100
42	330	SOLEAS Christos	CYP	4.200	8.900		13.100
43	346	PEREZ MARCHANT Julian	ESP	4.600	8.500		13.100

RESULTS JUNIORS TEAM COMPETITION AND QUALIFICATIONS FOR CII & CIII

WED 23 MAY 2012



Rank	Bib	Name	NOC Code	D Score	E Score	Pen	Total
44	305	BRAITSCH Florian	AUT	4.000	9.066		13.066
45	348	PLATA RODRIGUEZ Joel	ESP	4.200	8.866		13.066
46	407	ZUIDEMA Justen	NED	4.500	8.566		13.066
47	324	TUSHEV Veliko	BUL	4.200	8.833		13.033
47	432	LAMPRET Peter	SLO	4.200	8.833		13.033
49	473	VARGOVSKY Ivan	SVK	4.300	8.733		13.033
50	459	KOTSYUBAN Vladyslav	UKR	4.700	8.333		13.033
51	302	KHACHATRYAN Vigen	ARM	4.200	8.800		13.000
51	331	MELANARKITIS Charalampos	CYP	4.200	8.800		13.000
53	405	SCHMIDT Casimir	NED	4.500	8.500		13.000
54	321	ANGELOV Martin	BUL	4.300	8.666		12.966
55	437	VELICKOVIC Petar	SRB	4.200	8.733		12.933
56	446	KIRMES Karl Oskar	SWE	4.200	8.700		12.900
57	377	MAKRA Laszlo	HUN	4.400	8.500		12.900
58	374	AL ZUBEYDI Matzint Michail	GRE	4.600	8.300		12.900
59	368	SCHLOTTERER Lukas	GER	4.700	8.200		12.900
59	379	DUDAS Norbert	HUN	4.700	8.200		12.900
61	451	ONDER Ahmet	TUR	5.000	7.900		12.900
62	396	BARTOLINI Nicola	ITA	4.400	8.466		12.866
63	332	KALLIS Kallinikos	CYP	3.800	9.041		12.841
64	448	CHENARAKI POOR Arsalan	SWE	4.100	8.733		12.833
65	341	FRANSEN Marcus	DEN	3.700	9.100		12.800
66	408	WILLER Kaz	NED	4.300	8.500		12.800
67	300	PETROSYAN Armen	ARM	4.000	8.766		12.766
67	436	ILIC Gavriilo	SRB	4.000	8.766		12.766
69	308	KRANZLMUELLER Severin	AUT	4.300	8.466		12.766
70	327	KOVACEVIC Anton	CRO	4.400	8.366		12.766
71	417	MENDES BARBOSA Tiago	POR	3.900	8.850		12.750
72	422	POPA Adrian	ROU	4.600	8.133		12.733
73	349	HINOJOSA VALENTIN Javier	ESP	3.600	9.100		12.700
74	452	BAS Abdulkadir	TUR	4.000	8.700		12.700
75	435	DEJANOVIC Bojan	SRB	4.100	8.566		12.666
76	434	WEINGERL Jure	SLO	4.200	8.466		12.666
77	350	KANERVA Olli	FIN	3.600	9.000		12.600
78	371	TANTALIDIS Antonios	GRE	3.700	8.900		12.600
79	328	KUSAN Leonardo	CRO	3.800	8.800		12.600
79	335	JANECZKO Ondrej	CZE	3.800	8.800		12.600
81	394	GLAZER Eyal	ISR	4.700	7.900		12.600
82	449	TRANE Michael	SWE	4.000	8.566		12.566
83	318	KAVALIOU Mikita	BLR	4.300	8.266		12.566
84	430	PECAN Matic	SLO	3.900	8.650		12.550
85	337	SMEKAL Radek	CZE	3.800	8.733		12.533
86	373	VOTSIS Georgios	GRE	4.100	8.400		12.500

RESULTS JUNIORS TEAM COMPETITION AND QUALIFICATIONS FOR CII & CIII

WED 23 MAY 2012



Rank	Bib	Name	NOC Code	D Score	E Score	Pen	Total
87	366	LEIBIGER Tim	GER	4.200	8.300		12.500
88	445	SOOS Christopher	SWE	4.300	8.200		12.500
89	411	GIACHINO Pietro	NOR	4.400	8.100		12.500
90	424	SAVU Andrei	ROU	4.500	8.000		12.500
91	316	SANUVONH Dzianis	BLR	4.400	8.091		12.491
92	387	SIGURDARSON Sigurdur Andres	ISL	3.800	8.666		12.466
92	433	SMIGOC Miha	SLO	3.800	8.666		12.466
92	470	PAJADA Aleksejs	LAT	3.800	8.666		12.466
95	380	NEILL Jack	IRL	3.900	8.566		12.466
96	301	MOVSIKYAN Aram	ARM	4.100	8.366		12.466
97	347	TORREGROSA Borja	ESP	4.200	8.266		12.466
98	365	HINDERMANN Mike	GER	4.300	8.166		12.466
99	401	KUZMICKAS Tomas	LTU	4.400	8.066		12.466
100	412	UDBYE Oliver	NOR	3.800	8.641		12.441
101	400	TVOROGAL Robert	LTU	4.900	7.533		12.433
102	344	KJELDTSEN Stig	DEN	3.900	8.500		12.400
102	402	LIASKINAS Ernestas	LTU	3.900	8.500		12.400
104	421	NECSA Liviu	ROU	3.700	8.633		12.333
105	340	JOHANSEN Mathias	DEN	3.000	9.300		12.300
106	410	KALVO Odin Martin Dessard	NOR	4.100	8.133		12.233
107	472	RABSTAJN Patryk	POL	4.400	7.766		12.166
108	391	DOLGOPYAT Artem	ISR	4.500	7.666		12.166
109	386	REINHARDSSON Valgard	ISL	4.000	8.066		12.066
110	439	MAROVIC Bozidar	SRB	3.900	8.133		12.033
111	403	CHANIN Viaceslav	LTU	4.100	7.866		11.966
112	393	YANUKA Moran	ISR	4.400	7.533		11.933
113	338	SAMSA Jakub	CZE	3.500	8.400		11.900
114	454	GUNDOGDU Yunus	TUR	3.600	8.266		11.866
115	418	de ALMEIDA ROSA DOURADO Pedro	POR	3.900	7.900		11.800
116	381	FOX Daniel	IRL	4.100	7.633		11.733
117	351	SAARENKETO Heikki	FIN	2.800	8.866		11.666
118	354	SIIVONEN Milo	FIN	3.700	7.900		11.600
119	370	TANTALIDIS Vasileios	GRE	4.300	7.291		11.591
120	342	BUUS Jacob	DEN	3.500	8.033		11.533
121	413	BEDZETI-OLSEN Arian	NOR	3.900	7.566		11.466
122	353	JAKOVLEVA Nico	FIN	2.900	8.500		11.400
123	419	TEIXEIRA de SA Rafael	POR	3.700	7.675		11.375
124	385	BALDURSSON Eythor	ISL	2.500	8.400		10.900
125	382	PEARCE Luke	IRL	2.700	4.000		6.700
126	383	DALTON Adam	IRL	2.200	4.133		6.333

RESULTS JUNIORS TEAM COMPETITION AND QUALIFICATIONS FOR CII & CIII

WED 23 MAY 2012



Rank	Bib	Name	NOC Code	D Score	E Score	Pen	Total
1	361	WILSON Nile	GBR	5.000	9.066		14.066 Q
2	360	BAINES Frank	GBR	4.900	8.841		13.741 Q
3	366	LEIBIGER Tim	GER	5.400	8.300		13.700 Q
4	442	BAUMANN Christian	SUI	5.000	8.641		13.641 Q
5	440	YUSOF Eddy	SUI	4.700	8.833		13.533 Q
6	425	ZYRIANOV Grigorii	RUS	4.900	8.566		13.466 Q
7	355	BOULET Edgar	FRA	5.100	8.333		13.433 Q
8	362	THOMPSON Gaius	GBR	4.800	8.600		13.400
9	428	STRETOVICH Ivan	RUS	4.900	8.483		13.383 Q
10	347	TORREGROSA Borja	ESP	4.900	8.383		13.283 R1
11	443	MBOYO Henji	SUI	4.400	8.800		13.200
12	333	KRASIAS Michalis	CYP	4.800	8.400		13.200 R2
13	368	SCHLOTTERER Lukas	GER	4.900	8.300		13.200 R3
14	357	DEGOUY Paul	FRA	4.500	8.666		13.166
15	364	BEVAN Brinn	GBR	4.600	8.566		13.166
16	444	SERHANI Taha	SUI	4.700	8.466		13.166
17	310	KENIS Daan	BEL	4.800	8.266		13.066
17	390	ARNON Tom	ISR	4.800	8.266		13.066
19	399	RUSSO Andrea	ITA	4.700	8.300		13.000
20	408	WILLER Kaz	NED	4.700	8.233		12.933
21	320	ALEKSANDROV Yordan	BUL	4.800	8.133		12.933
22	429	PROKOPEV Kirill	RUS	4.600	8.300		12.900
23	411	GIACHINO Pietro	NOR	4.800	8.100		12.900
24	311	LOUWIJE Bram	BEL	4.600	8.266		12.866
25	405	SCHMIDT Casimir	NED	4.400	8.433		12.833
26	356	CLERC Remi	FRA	4.500	8.333		12.833
27	336	RADOVESNICKY Daniel	CZE	4.600	8.200		12.800
28	397	BRESOLIN Simone	ITA	4.700	8.100		12.800
29	395	LANDINI Filippo	ITA	4.900	7.900		12.800
30	427	POLYASHOV Vladislav	RUS	4.800	7.966		12.766
31	367	POHL Felix	GER	4.500	8.233		12.733
32	420	RADEANU Daniel Petrica Vasile	ROU	4.900	7.833		12.733
33	377	MAKRA Laszlo	HUN	4.800	7.916		12.716
34	317	TSIARESHKA Artsiom	BLR	4.200	8.466		12.666
34	436	ILIC Gavriilo	SRB	4.200	8.466		12.666
36	396	BARTOLINI Nicola	ITA	4.500	8.100		12.600
36	401	KUZMICKAS Tomas	LTU	4.500	8.100		12.600
38	312	GENTGES Maxime	BEL	4.700	7.900		12.600
39	370	TANTALIDIS Vasileios	GRE	4.800	7.800		12.600
40	400	TVOROGAL Robert	LTU	5.500	7.033		12.533
41	406	KOSZTKA Karl	NED	4.400	8.125		12.525
42	324	TUSHEV Veliko	BUL	4.000	8.500		12.500
42	329	SRBIC Tin	CRO	4.000	8.500		12.500

RESULTS
JUNIORS TEAM COMPETITION AND QUALIFICATIONS FOR CII & CIII

WED 23 MAY 2012



Rank	Bib	Name	NOC Code	D Score	E Score	Pen	Total
44	435	DEJANOVIC Bojan	SRB	4.400	8.100		12.500
45	409	RIJKEN Frank	NED	4.400	8.016		12.416
46	314	LANDUYT Florian	BEL	4.500	7.900		12.400
47	446	KIRMES Karl Oskar	SWE	4.600	7.800		12.400
48	302	KHACHATRYAN Vigen	ARM	4.100	8.266		12.366
49	450	COLAK Ibrahim	TUR	4.400	7.900		12.300
50	327	KOVACEVIC Anton	CRO	4.500	7.800		12.300
50	422	POPA Adrian	ROU	4.500	7.800		12.300
52	300	PETROSYAN Armen	ARM	4.100	8.191		12.291
53	308	KRANZLMUELLER Severin	AUT	4.300	7.966		12.266
54	346	PEREZ MARCHANT Julian	ESP	4.500	7.766		12.266
55	359	RANDRIANASOLO Anthony	FRA	4.600	7.666		12.266
56	349	HINOJOSA VALENTIN Javier	ESP	4.000	8.200		12.200
56	418	de ALMEIDA ROSA DOURADO Pedro	POR	4.000	8.200		12.200
58	350	KANERVA Olli	FIN	3.900	8.266		12.166
59	375	VAGNER Levente	HUN	4.700	7.466		12.166
60	319	ZAYATS Dzmitry	BLR	3.800	8.300		12.100
61	305	BRAITSCH Florian	AUT	4.300	7.733		12.033
62	472	RABSTAJN Patryk	POL	3.800	8.200		12.000
63	316	SANUVONH Dzianis	BLR	4.400	7.600		12.000
64	374	AL ZUBEYDI Matzint Michail	GRE	4.600	7.400		12.000
65	301	MOVSISYAN Aram	ARM	3.900	8.066		11.966
66	322	PEEV Dragomir	BUL	4.000	7.966		11.966
67	315	KUSHNERYK Aliaksei	BLR	3.600	8.333		11.933
68	344	KJELDSEN Stig	DEN	4.200	7.733		11.933
69	456	YERMAKOV Eduard	UKR	4.300	7.633		11.933
70	379	DUDAS Norbert	HUN	4.500	7.433		11.933
71	402	LIASKINAS Ernestas	LTU	3.800	8.100		11.900
72	433	SMIGOC Miha	SLO	3.200	8.666		11.866
73	455	YEGOROV Illya	UKR	4.700	7.166		11.866
74	451	ONDER Ahmet	TUR	5.000	6.800		11.800
75	348	PLATA RODRIGUEZ Joel	ESP	4.300	7.483		11.783
76	452	BAS Abdulkadir	TUR	3.900	7.833		11.733
77	459	KOTSYUBAN Vladyslav	UKR	4.200	7.533		11.733
78	376	SELMECZI Bank	HUN	4.300	7.433		11.733
79	439	MAROVIC Bozidar	SRB	4.300	7.366		11.666
80	371	TANTALIDIS Antonios	GRE	3.900	7.733		11.633
81	434	WEINGERL Jure	SLO	3.200	8.400		11.600
82	337	SMEKAL Radek	CZE	4.200	7.400		11.600
83	338	SAMSA Jakub	CZE	4.000	7.566		11.566
84	373	VOTSIS Georgios	GRE	4.100	7.441		11.541
85	424	SAVU Andrei	ROU	3.700	7.766		11.466
86	454	GUNDOGDU Yunus	TUR	3.000	8.433		11.433

RESULTS
JUNIORS TEAM COMPETITION AND QUALIFICATIONS FOR CII & CIII

WED 23 MAY 2012



Rank	Bib	Name	NOC Code	D Score	E Score	Pen	Total
87	340	JOHANSEN Mathias	DEN	3.600	7.833		11.433
88	309	MAIROSER Johannes	AUT	3.900	7.500		11.400
89	331	MELANARKITIS Charalampos	CYP	4.300	7.100		11.400
90	445	SOOS Christopher	SWE	3.200	8.166		11.366
91	447	GREEN Carl	SWE	3.800	7.566		11.366
92	321	ANGELOV Martin	BUL	4.300	7.033		11.333
93	414	LARSEN Torry	NOR	3.200	8.100		11.300
94	410	KALVO Odin Martin Dessard	NOR	4.400	6.891		11.291
95	335	JANECZKO Ondrej	CZE	3.900	7.333		11.233
96	382	PEARCE Luke	IRL	2.900	8.233		11.133
97	458	GRYBUK Volodymyr	UKR	4.000	7.133		11.133
98	341	FRANSEN Marcus	DEN	4.200	6.900		11.100
99	369	WEINERT Daniel	GER	4.100	6.933		11.033
100	332	KALLIS Kallinikos	CYP	3.600	7.300		10.900
101	381	FOX Daniel	IRL	1.900	8.966		10.866
102	383	DALTON Adam	IRL	2.100	8.766		10.866
103	380	NEILL Jack	IRL	2.800	7.966		10.766
104	470	PAJADA Aleksejs	LAT	3.500	7.233		10.733
105	391	DOLGOPYAT Artem	ISR	3.800	6.933		10.733
106	330	SOLEAS Christos	CYP	3.900	6.800		10.700
107	385	BALDURSSON Eythor	ISL	2.700	7.766		10.466
108	351	SAARENKETO Heikki	FIN	3.100	7.333		10.433
109	423	BADILA Emanuel	ROU	4.000	6.408		10.408
110	306	KATHAN Dirk	AUT	3.500	6.900		10.400
111	437	VELICKOVIC Petar	SRB	2.600	7.533		10.133
112	430	PECAN Matic	SLO	2.700	7.333		10.033
113	328	KUSAN Leonardo	CRO	3.600	6.366		9.966
114	394	GLAZER Eyal	ISR	3.300	6.566		9.866
115	448	CHENARAKI POOR Arsalan	SWE	3.000	6.800		9.800
116	352	SORAVUO Emil	FIN	2.200	7.566		9.766
117	432	LAMPRET Peter	SLO	3.100	6.666		9.766
118	353	JAKOVLEVA Nico	FIN	2.200	7.433		9.633
119	342	BUUS Jacob	DEN	4.000	5.633		9.633
120	473	VARGOVSKY Ivan	SVK	3.500	6.033		9.533
121	387	SIGURDARSON Sigurdur Andres	ISL	2.600	6.833		9.433
122	393	YANUKA Moran	ISR	3.400	5.900		9.300
123	403	CHANIN Viaceslav	LTU	3.000	6.066		9.066
124	415	da COSTA ALMEIDA Bernardo	POR	3.900	4.466		8.366
125	417	MENDES BARBOSA Tiago	POR	3.400	4.300		7.700
126	386	REINHARDSSON Valgard	ISL	2.700	4.766		7.466
127	412	UDBYE Oliver	NOR	2.400	4.433		6.833

TEAM RESULTS JUNIORS TEAM COMPETITION AND QUALIFICATIONS FOR CII & CIII

WED 23 MAY 2012

Rank	Bib	NOC Name									Total	Ind. Rank
1		GBR - Great Britain										
	360	BAINES F	14.566	13.733	13.666	15.700	13.533	13.741			84.939	(1)
	361	WILSON N	13.233	13.633	13.466	15.066	13.500	14.066			82.964	(4)
	362	THOMPSON G	14.133	13.933		15.541		13.400			57.007	
	363	TULLOCH C		13.266	14.516	14.700	13.533				56.015	
	364	BEVAN B	12.166		13.608		14.083	13.166			53.023	
		Total	41.932 (2)	41.299 (1)	<u>41.790</u> (1)	46.307 (1)	41.149 (3)	41.207 (1)			253.684	
2		RUS - Russia										
	425	ZYRIANOV G	12.800	14.066	13.466	15.533	14.266	13.466			83.597	(3)
	426	STEPANOV S	13.400		13.833	14.783	13.291				55.307	
	427	POLYASHOV V		13.533	13.833		13.900	12.766			54.032	
	428	STRETOVICH I	13.766	13.600	13.666	14.633	13.833	13.383			82.881	(5)
	429	PROKOPEV K	14.200	11.900		15.133		12.900			54.133	
		Total	41.366 (3)	41.199 (2)	41.332 (3)	<u>45.449</u> (3)	41.999 (1)	39.749 (3)			251.094	
3		SUI - Switzerland										
	440	YUSOF E	13.900	13.833	13.900	14.933	14.033	13.533			84.132	(2)
	441	WALTER M	13.966			15.700	13.600				43.266	
	442	BAUMANN C	12.633	13.700	13.583	14.433	13.566	13.641			81.556	(8)
	443	MBOYO H		12.633	13.766		13.566	13.200			53.165	
	444	SERHANI T	13.166	13.233	12.766	11.883		13.166			64.214	
		Total	41.032 (4)	40.766 (3)	41.249 (4)	<u>45.066</u> (4)	41.199 (2)	40.374 (2)			249.686	
4		FRA - France										
	355	BOULET E	12.633	11.366	13.175	15.233	13.300	13.433			79.140	(21)
	356	CLERC R	13.200			15.000	13.766	12.833			54.799	
	357	DEGOUY P	13.691	13.066	13.266	15.533	13.833	13.166			82.555	(6)
	358	MICHOLET S		11.066	14.500						25.566	
	359	RANDRIANASOLO A	12.133	13.700	13.600	15.033	13.333	12.266			80.065	(13)
		Total	<u>39.524</u> (13)	38.132 (11)	41.366 (2)	45.799 (2)	40.932 (4)	39.432 (5)			245.185	
5		BEL - Belgium										
	310	KENIS D	14.200	12.900	13.050	15.333	13.916	13.066			82.465	(7)
	311	LOUWIJE B		14.166	12.700		13.333	12.866			53.065	
	312	GENTGES M	13.933	12.500	12.600	14.833	13.233	12.600			79.699	(17)
	313	VROLIX J	14.066			14.466					28.532	
	314	LANDUYT F	10.900	13.000	12.166	14.800	13.300	12.400			76.566	(36)
		Total	42.199 (1)	40.066 (4)	<u>38.350</u> (9)	44.966 (5)	40.549 (5)	38.532 (7)			244.662	

TEAM RESULTS
JUNIORS TEAM COMPETITION AND QUALIFICATIONS FOR CII & CIII
WED 23 MAY 2012

Rank	Bib	NOC Name							Total	Ind. Rank
6 ITA - Italy										
	395	LANDINI F	13.283	13.100	13.433	14.325	13.600	12.800	80.541	(12)
	396	BARTOLINI N	13.900	13.666	12.633	15.233	12.866	12.600	80.898	(10)
	397	BRESOLIN S		12.900			13.466	12.800	39.166	
	398	SANVITO MA	11.966		12.541	14.533			39.040	
	399	RUSSO A	13.066	13.066	13.166	13.966	13.333	13.000	79.597	(18)
		Total	40.249 (7)	39.832 (7)	39.232 (7)	44.091 (11)	40.399 (7)	<u>38.600</u> (6)	242.403	
7 GER - Germany										
	365	HINDERMANN M	11.400	13.200		15.266	12.466		52.332	
	366	LEIBIGER T	12.566		12.533	14.500	12.500	13.700	65.799	
	367	POHL F		11.933	11.100			12.733	35.766	
	368	SCHLOTTERER L	13.433	13.041	12.266	13.550	12.900	13.200	78.390	(25)
	369	WEINERT D	13.600	13.700	13.300	14.433	13.933	11.033	79.999	(15)
		Total	39.599 (11)	39.941 (5)	38.099 (13)	44.199 (8)	<u>39.333</u> (13)	39.633 (4)	240.804	
8 UKR - Ukraine										
	455	YEGOROV I	13.266	13.158	13.375	14.533	13.708	11.866	79.906	(16)
	456	YERMAKOV E	13.666	12.166	13.450	12.900	13.333	11.933	77.448	(31)
	457	KULAXIZOV R		13.291	12.900		13.500		39.691	
	458	GRYBUK V	13.583		12.933	15.500		11.133	53.149	
	459	KOTSYUBAN V	13.100	10.833		14.133	13.033	11.733	62.832	
		Total	40.515 (6)	38.615 (9)	<u>39.758</u> (5)	44.166 (9)	40.541 (6)	35.532 (21)	239.127	
9 NED - Netherlands										
	405	SCHMIDT C	13.900	12.166	13.500	15.966	13.000	12.833	81.365	(9)
	406	KOSZTKA K	13.000	10.200	13.100	14.600		12.525	63.425	
	407	ZUIDEMA J		12.366	12.733		13.066		38.165	
	408	WILLER K	13.566		12.900	14.366	12.800	12.933	66.565	
	409	RIJKEN F	13.266	11.866		13.333	13.200	12.416	64.081	
		Total	40.732 (5)	36.398 (15)	39.500 (6)	44.932 (6)	39.266 (14)	<u>38.291</u> (8)	239.119	
10 HUN - Hungary										
	375	VAGNER L	12.500	13.800	12.400	14.866	13.283	12.166	79.015	(23)
	376	SELMECZI B	13.333	13.866	12.633	14.366		11.733	65.931	
	377	MAKRA L	13.033	11.833	12.833	14.600	12.900	12.716	77.915	(28)
	378	KARDOS B	13.166			14.500	13.266		40.932	
	379	DUDAS N		9.933	12.866		12.900	11.933	47.632	
		Total	39.532 (12)	39.499 (8)	38.332 (11)	<u>43.966</u> (12)	39.449 (11)	36.815 (13)	237.593	







TEAM RESULTS JUNIORS TEAM COMPETITION AND QUALIFICATIONS FOR CII & CIII WED 23 MAY 2012

Rank	Bib	NOC Name							Total	Ind. Rank
11		BLR - Belarus								
	315	KUSHNERYK A	13.966	11.600	12.566	13.766	13.566	11.933	77.397	(32)
	316	SANUVONH D	12.333		10.666	13.966	12.491	12.000	61.456	
	317	TSIARESHKA A		13.400	13.200		13.633	12.666	52.899	
	318	KAVALIOU M	13.375	13.241		14.633	12.566		53.815	
	319	ZAYATS D	12.866	9.866	11.700	14.566		12.100	61.098	
		Total	40.207 (8)	<u>38.241</u> (10)	37.466 (15)	43.165 (18)	39.765 (10)	36.766 (14)	235.610	
12		BUL - Bulgaria								
	320	ALEKSANDROV Y	13.275	9.733	11.800	14.400	13.733	12.933	75.874	(41)
	321	ANGELOV M	13.266	10.333	11.466	15.000	12.966	11.333	74.364	(48)
	322	PEEV D	13.500		12.833	14.416		11.966	52.715	
	323	TUSHEV V		12.100			13.166		25.266	
	324	TUSHEV V	12.333	12.800	13.700	14.733	13.033	12.500	79.099	(22)
		Total	40.041 (9)	35.233 (21)	38.333 (10)	44.149 (10)	39.932 (8)	<u>37.399</u> (10)	235.087	
13		ESP - Spain								
	345	MARTIN MARTIN A		10.800	11.833				22.633	
	346	PEREZ MARCHANT J	13.233	11.333	13.666	15.558	13.100	12.266	79.156	(20)
	347	TORREGROSA B	12.900	13.466	12.966	14.133	12.466	13.283	79.214	(19)
	348	PLATA RODRIGUEZ J	12.900			13.333	13.066	11.783	51.082	
	349	HINOJOSA VALENTIN	12.833	11.000	11.066	13.900	12.700	12.200	73.699	(54)
		Total	39.033 (16)	35.799 (18)	38.465 (8)	43.591 (13)	38.866 (16)	<u>37.749</u> (9)	233.503	
14		SRB - Serbia								
	435	DEJANOVIC B	12.591	12.600	9.800	14.633	12.666	12.500	74.790	(44)
	436	ILIC G	13.233	11.966	12.866	14.600	12.766	12.666	78.097	(27)
	437	VELICKOVIC P	12.733	12.700	12.525	13.733	12.933	10.133	74.757	(45)
	438	DORDEVIC D	13.300	12.133	12.008	14.200			51.641	
	439	MAROVIC B					12.033	11.666	23.699	
		Total	39.266 (15)	37.433 (13)	37.399 (17)	43.433 (15)	<u>38.365</u> (19)	36.832 (12)	232.728	
15		CRO - Croatia								
	325	KOROSTELJEV A	14.066			14.666			28.732	
	326	PRPIC R		13.700					13.700	
	327	KOVACEVIC A	12.200	10.333	12.000	14.300	12.766	12.300	73.899	(50)
	328	KUSAN L	12.108	13.266	12.000	13.633	12.600	9.966	73.573	(55)
	329	SRBIC T	13.166	12.950	12.700	13.666	13.233	12.500	78.215	(26)
		Total	39.432 (14)	39.916 (6)	36.700 (22)	42.632 (22)	<u>38.599</u> (18)	34.766 (25)	232.045	

TEAM RESULTS
JUNIORS TEAM COMPETITION AND QUALIFICATIONS FOR CII & CIII
 WED 23 MAY 2012

Rank	Bib	NOC Name							Total	Ind. Rank
16		ROU - Romania								
	420	RADEANU DPV	14.233	11.833	13.033	15.500	13.400	12.733	80.732	(11)
	421	NECSA L	11.200		11.391		12.333		34.924	
	422	POPA A	12.600	12.125	12.566	14.466	12.733	12.300	76.790	(35)
	423	BADILA E		10.733		13.491		10.408	34.632	
	424	SAVU A	12.933	10.466	11.700	12.166	12.500	11.466	71.231	(68)
		Total	39.766 (10)	<u>34.691</u> (23)	37.299 (19)	43.457 (14)	38.633 (17)	36.499 (16)	230.345	
17		TUR - Turkey								
	450	COLAK I	12.666	11.766	13.833	14.166	14.166	12.300	78.897	(24)
	451	ONDER A	13.800	12.866	11.533	14.833	12.900	11.800	77.732	(30)
	452	BAS A	12.533	9.233	12.533	14.133	12.700	11.733	72.865	(64)
	453	YILMAZ H	12.466	3.966					16.432	
	454	GUNDOGDU Y			11.133	13.516	11.866	11.433	47.948	
		Total	38.999 (17)	33.865 (25)	37.899 (14)	<u>43.132</u> (19)	39.766 (9)	35.833 (19)	229.494	
18		LTU - Lithuania								
	400	TVOROGAL R	12.966	13.600	13.733	14.800	12.433	12.533	80.065	(14)
	401	KUZMICKAS T	13.066	12.333	12.100	14.400	12.466	12.600	76.965	(34)
	402	LIASKINAS E	12.200	10.033	11.500	13.133	12.400	11.900	71.166	(70)
	403	CHANIN V	12.200	9.333	10.000	14.100	11.966	9.066	66.665	(81)
		Total	38.232 (23)	35.966 (16)	37.333 (18)	43.300 (17)	37.299 (27)	<u>37.033</u> (11)	229.163	
19		AUT - Austria								
	305	BRAITSCH F	12.100	11.033	10.700	14.133	13.066	12.033	73.065	(61)
	306	KATHAN D	12.833	13.016			13.200	10.400	49.449	
	307	KOPEINIK D	12.800	11.133	12.733	14.100			50.766	
	308	KRANZLMUELLER S	13.025	11.500	12.800	14.000	12.766	12.266	76.357	(38)
	309	MAIROSER J			11.933	13.708	13.100	11.400	50.141	
		Total	38.658 (19)	35.649 (19)	37.466 (15)	42.233 (25)	<u>39.366</u> (12)	35.699 (20)	229.071	
20		ARM - Armenia								
	300	PETROSYAN A	13.300	13.541	12.033	13.300	12.766	12.291	77.231	(33)
	301	MOVSISYAN A	13.366	11.333	11.533	14.133	12.466	11.966	74.797	(43)
	302	KHACHATRYAN V	10.600	12.600	12.691	13.933	13.000	12.366	75.190	(42)
		Total	<u>37.266</u> (29)	37.474 (12)	36.257 (26)	41.366 (26)	38.232 (22)	36.623 (15)	227.218	

TEAM RESULTS
JUNIORS TEAM COMPETITION AND QUALIFICATIONS FOR CII & CIII
WED 23 MAY 2012

Rank	Bib	NOC Name							Total	Ind. Rank
21		SWE - Sweden								
	445	SOOS C	12.633	10.700	12.200	14.433	12.500	11.366	73.832	(51)
	446	KIRMES KO	13.133	11.566	11.933	14.500	12.900	12.400	76.432	(37)
	447	GREEN C	11.166			14.100		11.366	36.632	
	448	CHENARAKI POOR A	12.666	11.733	7.066	13.533	12.833	9.800	67.631	(79)
	449	TRANE M		11.600	11.266		12.566		35.432	
		Total	38.432 (21)	34.899 (22)	35.399 (29)	43.033 (20)	<u>38.299</u> (20)	35.132 (24)	225.194	
22		ISR - Israel								
	390	ARNON T	12.766	12.100	12.433	14.300	13.166	13.066	77.831	(29)
	391	DOLGOPYAT A	12.000	10.233	12.000	13.400	12.166	10.733	70.532	(73)
	393	YANUKA M	13.325	10.766	11.566	14.333	11.933	9.300	71.223	(69)
	394	GLAZER E	12.600	13.066	11.091	13.758	12.600	9.866	72.981	(63)
		Total	38.691 (18)	<u>35.932</u> (17)	35.999 (27)	42.391 (23)	37.932 (24)	33.665 (27)	224.610	
23		GRE - Greece								
	370	TANTALIDIS V	12.433	12.933	11.566	13.566	11.591	12.600	74.689	(46)
	371	TANTALIDIS A	10.533	11.733			12.600	11.633	46.499	
	372	KRANITIS N		9.733	12.833	14.066			36.632	
	373	VOTSIS G	10.800		12.733	14.633	12.500	11.541	62.207	
	374	AL ZUBEYDI MM	11.900	10.700	12.766	12.933	12.900	12.000	73.199	(59)
		Total	35.133 (31)	35.366 (20)	<u>38.332</u> (11)	42.265 (24)	38.000 (23)	36.233 (17)	224.329	
24		SLO - Slovenia								
	430	PECAN M	11.833	10.900	11.166	13.633	12.550	10.033	70.115	(74)
	431	KISEK L		13.666					13.666	
	432	LAMPRET P	12.733	11.766	12.866	13.600	13.033	9.766	73.764	(53)
	433	SMIGOC M	12.500	11.166	12.100	12.700	12.466	11.866	72.798	(65)
	434	WEINGERL J	12.900		11.700	13.800	12.666	11.600	62.666	
		Total	38.133 (24)	<u>36.598</u> (14)	36.666 (23)	41.033 (29)	38.249 (21)	33.499 (28)	224.178	
25		DEN - Denmark								
	340	JOHANSEN M	12.100	11.800	11.633	14.133	12.300	11.433	73.399	(57)
	341	FRANDSEN M	13.366	11.733	12.100	15.100	12.800	11.100	76.199	(39)
	342	BUUS J				14.133	11.533	9.633	35.299	
	343	CHRISTIANSEN M	11.933	10.666	11.900				34.499	
	344	KJELDTSEN S	9.975	9.633	11.950	13.066	12.400	11.933	68.957	(77)
		Total	37.399 (28)	34.199 (24)	35.950 (28)	<u>43.366</u> (16)	37.500 (26)	34.466 (26)	222.880	

TEAM RESULTS
JUNIORS TEAM COMPETITION AND QUALIFICATIONS FOR CII & CIII
WED 23 MAY 2012

Rank	Bib	NOC Name							Total	Ind. Rank					
26		CYP - Cyprus													
	330	SOLEAS C	12.733	9.900	10.200	14.400	13.100	10.700	71.033	(71)					
	331	MELANARKITIS C	12.700	11.466	12.400	12.833	13.000	11.400	73.799	(52)					
	332	KALLIS K	11.466	11.833	10.400	13.433	12.841	10.900	70.873	(72)					
	333	KRASIAS M			13.733			13.200	26.933						
		Total	36.899	(30)	33.199	(28)	36.533	(25)	40.666	(30)	38.941	(15)	35.500	(22)	221.738
27		CZE - Czech Republic													
	335	JANECZKO O	12.700	10.100	13.050	14.333	12.600	11.233	74.016	(49)					
	336	RADOVESNICKY D	13.733		12.900	13.666		12.800	53.099						
	337	SMEKAL R	11.700	12.466	5.933	12.866	12.533	11.600	67.098	(80)					
	338	SAMSA J	11.100	9.633	11.066	13.216	11.900	11.566	68.481	(78)					
		Total	38.133	(24)	32.199	(29)	37.016	(21)	41.215	(28)	37.033	(29)	35.966	(18)	221.562
28		NOR - Norway													
	410	KALVO OMD	13.033	7.800	10.900	14.500	12.233	11.291	69.757	(76)					
	411	GIACHINO P	12.833	11.666	12.166	13.866	12.500	12.900	75.931	(40)					
	412	UDBYE O	10.733	8.700	12.500	14.366	12.441	6.833	65.573	(82)					
	413	BEDZETI-OLSEN A		8.033	12.433		11.466		31.932						
	414	LARSEN T	12.266			13.633		11.300	37.199						
		Total	38.132	(26)	28.399	(31)	37.099	(20)	42.732	(21)	37.174	(28)	35.491	(23)	219.027
29		POR - Portugal													
	415	da COSTA ALMEIDA B	12.608	12.566	12.900	13.633	13.200	8.366	73.273	(58)					
	416	da CRUZ LEMOS ARA.	12.566			12.766			25.332						
	417	MENDES BARBOSA T	13.200	11.566	11.300	13.500	12.750	7.700	70.016	(75)					
	418	de ALMEIDA ROSA D.		9.466	12.366	12.966	11.800	12.200	58.798						
	419	TEIXEIRA de SA R	12.300	9.033			11.375		32.708						
		Total	38.374	(22)	33.598	(27)	36.566	(24)	40.099	(31)	37.750	(25)	28.266	(31)	214.653
30		FIN - Finland													
	350	KANERVA O	12.700	11.175	11.466	14.333	12.600	12.166	74.440	(47)					
	351	SAARENKETO H	12.466	9.300		15.333	11.666	10.433	59.198						
	352	SORAVUO E	12.933		6.533	14.566		9.766	43.798						
	353	JAKOVLEVA N	10.366	10.533	9.233	13.566	11.400	9.633	64.731	(85)					
	354	SIIVONEN M		9.033	11.966		11.600		32.599						
		Total	38.099	(27)	31.008	(30)	32.665	(31)	44.232	(7)	35.866	(30)	32.365	(30)	214.235

TEAM RESULTS

JUNIORS TEAM COMPETITION AND QUALIFICATIONS FOR CII & CIII

WED 23 MAY 2012

Rank	Bib	NOC Name							Total	Ind. Rank
31 IRL - Ireland										
	380	NEILL J	12.933	11.966	11.466	13.433	12.466	<i>10.766</i>	73.030	(62)
	381	FOX D	12.633	11.933	11.533	13.433	11.733	10.866	72.131	(67)
	382	PEARCE L		9.766	10.633		6.700	11.133	38.232	
	383	DALTON A	12.900	<i>0.000</i>	<i>0.000</i>	14.400	6.333	10.866	44.499	(87)
	384	LYNDON S	12.333			12.425			24.758	
		Total	38.466 (20)	<u>33.665</u> (26)	33.632 (30)	41.266 (27)	30.899 (32)	32.865 (29)	210.793	
32 ISL - Iceland										
	385	BALDURSSON E	12.200	7.733	10.333	13.166	10.900	10.466	64.798	(84)
	386	REINHARDSSON V	10.433	9.933	10.741	13.466	12.066	7.466	64.105	(86)
	387	SIGURDARSON SA	12.033	8.741	9.366	12.766	12.466	9.433	64.805	(83)
		Total	<u>34.666</u> (32)	26.407 (32)	30.440 (32)	39.398 (32)	35.432 (31)	27.365 (32)	193.708	

NOTES
 Underlined totals indicate starting apparatus.
Italics indicate the low (discarded) score.

LEGEND

Ind. Individual	Q Qualified for Team Final
Floor	Pommel Horse
Rings	Vault
Parallel Bars	Horizontal Bar

Greece 1.00 points of deduction due to wrong order on Pommel Horse

RESULTS SENIORS TEAM FINAL

SAT 26 MAY 2012

Rank	Bib	NOC Name								Total	Ind. Rank				
1		GBR - Great Britain													
	150	THOMAS K	15.358		14.266	15.300		15.133		60.057	(11)				
	151	SMITH L		15.833						15.833	(37)				
	152	PURVIS D	13.966	14.300	14.633	15.700	14.900	14.175		87.674	(2)				
	153	PANTELEYMONOV R			14.400	16.100	14.666			45.166	(22)				
	154	WHITLOCK M	15.300	15.300			14.433	12.533		57.566	(16)				
		Total	44.624	(2)	45.433	(1)	43.299	(2)	47.100	(2)	43.999	(6)	41.841	(5)	266.296
2		RUS - Russia													
	215	ABLYAZIN D	15.266		15.241	16.066				46.573	(21)				
	216	GARIBOV E		14.733	14.233		14.600	15.766		59.332	(13)				
	217	BELYAVSKIY D	15.200	14.500		14.866	14.366	14.500		73.432	(5)				
	218	GOLOTSUTSKOV A	14.266	13.133		16.100		12.466		55.965	(19)				
	219	BALANDIN A			15.400		14.833			30.233	(35)				
		Total	44.732	(1)	42.366	(4)	44.874	(1)	47.032	(3)	43.799	(7)	42.732	(2)	265.535
3		ROU - Romania													
	210	KOCZI F	15.033	14.633	13.900	16.133				59.699	(12)				
	211	BERBECAR MD			14.100	15.191	15.100			44.391	(24)				
	212	BUIDOSO O		14.266			14.166	13.666		42.098	(32)				
	213	COTUNA VB	14.966				14.433	14.633		44.032	(27)				
	214	BATAGA CI	14.233	13.500	14.333	15.400		13.633		71.099	(9)				
		Total	44.232	(3)	42.399	(3)	42.333	(3)	46.724	(4)	43.699	(8)	41.932	(4)	261.319
4		BLR - Belarus													
	115	KASPIAROVICH D				16.066	14.766			30.832	(34)				
	116	LIKHOVITSKIY A	14.366	14.650	13.966		14.733	14.600		72.315	(6)				
	117	TSAREVICH A		14.133			15.000	14.933		44.066	(26)				
	118	BARKALAU D	14.800	12.958	13.966	15.433		14.408		71.565	(8)				
	119	BULAUSKI P	13.533		13.966	14.833				42.332	(30)				
		Total	42.699	(5)	41.741	(5)	41.898	(4)	46.332	(5)	44.499	(4)	43.941	(1)	261.110
5		UKR - Ukraine													
	235	PAKHNYUK P		13.566						13.566	(38)				
	236	VERNIAIEV O	13.933	14.400	11.800	15.800	15.133	13.633		84.699	(4)				
	237	STEPKO O	14.650	14.833	14.233	15.400	15.333	13.333		87.782	(1)				
	238	SEMIANKIV M					14.433	14.600		29.033	(36)				
	239	RADIVILOV I	14.066		15.000	16.100				45.166	(22)				
		Total	42.649	(6)	42.799	(2)	41.033	(7)	47.300	(1)	44.899	(2)	41.566	(7)	260.246

RESULTS SENIORS TEAM FINAL

SAT 26 MAY 2012

Rank	Bib	NOC Name							Total	Ind. Rank
6		GER - Germany								
	160	BOY P	14.333	14.100	13.066	15.000		15.600	72.099	(7)
	161	KRIMMER S		13.333			15.033	14.866	43.232	(29)
	162	NGUYEN M	14.933		14.666	15.866	15.275		60.740	(10)
	163	FAHRIG M	14.566			15.033	14.633		44.232	(25)
	164	SPIRIDONOV E		13.966	13.700			11.300	38.966	(33)
		Total	43.832 (4)	<u>41.399</u> (6)	41.432 (6)	45.899 (6)	44.941 (1)	41.766 (6)	259.269	
7		SUI - Switzerland								
	225	CAPELLI C	14.100		13.600	14.600	14.733		57.033	(17)
	226	HALLER N			14.400		14.633	13.233	42.266	(31)
	227	BUCHER P	13.766	12.533		15.400	14.800		56.499	(18)
	228	BRAEGGER P	13.233	13.025	13.850			14.433	54.541	(20)
	229	HEGI O		14.233		14.766		14.433	43.432	(28)
		Total	41.099 (7)	39.791 (8)	41.850 (5)	<u>44.766</u> (7)	44.166 (5)	42.099 (3)	253.771	
8		FRA - France								
	145	AIT SAID S				0.000			0.000	(39)
	147	da SILVA G	14.466	12.266	14.000	15.783	14.200	14.300	85.015	(3)
	148	SABOT H		13.333	14.333		15.566	15.466	58.698	(15)
	149	TOMMASONE C	13.466	15.333		15.416	15.100	0.000	59.315	(14)
		Total	27.932 (8)	40.932 (7)	28.333 (8)	<u>31.199</u> (8)	44.866 (3)	29.766 (8)	203.028	

NOTES

Underlined

LEGEND

Ind. Individual

