

RESULTS  
SENIORS APPARATUS FINALS

SUN 13 MAY 2012 - 14:00



Rank	Bib	Name	NOC Code	Vault	D Score	E Score	Pen	Vault Score	Total
1	195	IZBASA Sandra Raluca	ROU	1	6.100	8.800		14.900	<b>14.883</b>
				2	5.800	9.066		14.866	
2	146	CHUSOVITINA Oksana	GER	1	6.300	8.633		14.933	<b>14.683</b>
				2	5.500	8.933		14.433	
3	210	STEINGRUBER Giulia	SUI	1	6.300	8.916		15.216	<b>14.624</b>
				2	5.200	8.833		14.033	
4	160	MAKSIUTA Valeriia	ISR	1	5.800	8.900		14.700	<b>14.500</b>
				2	5.900	8.400		14.300	
5	202	GRISHINA Anastasia	RUS	1	5.800	8.733		14.533	<b>14.266</b>
				2	5.200	8.800		14.000	
6	176	MASELA Wyomi	NED	1	5.800	8.700		14.500	<b>14.166</b>
				2	5.000	8.833		13.833	
7	171	FASANA Erika	ITA	1	5.800	8.441		14.241	<b>14.003</b>
				2	5.000	8.766		13.766	
8	155	BOCZOGO Dorina	HUN	1	5.300	7.733	0.3	12.733	<b>12.733</b>
				2	5.000	7.733		12.733	

LEGEND

D Difficulty    E Execution    Pen Penalty

 Vault

**RESULTS  
 SENIORS APPARATUS FINALS**

SUN 13 MAY 2012 - 14:35



Rank	Bib	Name	NOC Code	D Score	E Score	Pen	Total
1	201	KOMOVA Victoria	RUS	6.700	8.966		15.666
2	202	GRISHINA Anastasia	RUS	6.500	8.700		15.200
3	224	KONONENKO Nataliya	UKR	6.700	8.433		15.133
4	145	BUI Kim	GER	6.200	8.500		14.700
5	175	van GERNER Celine	NED	6.200	8.433		14.633
6	147	HILL Lisa Katharina	GER	5.900	8.525		14.425
7	144	HARROLD Ruby	GBR	6.100	8.266		14.366
8	136	DUFOURNET Youna	FRA	6.200	7.866		14.066

**LEGEND**

**D** Difficulty      **E** Execution      **Pen** Penalty



Uneven Bars

**RESULTS**  
**SENIORS APPARATUS FINALS**

SUN 13 MAY 2012 - 15:30



Rank	Bib	Name	NOC Code	D Score	E Score	Pen	Total
1	196	PONOR Catalina	ROU	6.400	8.800		15.200
2	197	IORDACHE Larisa Andreea	ROU	6.400	8.733		15.133
3	141	WHELAN Hannah	GBR	6.000	8.333		14.333
4	202	GRISHINA Anastasia	RUS	6.300	7.766		14.066
5	136	DUFOURNET Youna	FRA	5.800	7.566		13.366
6	201	KOMOVA Victoria	RUS	5.800	7.300		13.100
7	150	MILLOUSI Vasiliki	GRE	6.100	6.800		12.900
8	160	MAKSIUTA Valeriia	ISR	5.800	6.266		12.066

**LEGEND**

**D** Difficulty    **E** Execution    **Pen** Penalty



Beam

**RESULTS**  
**SENIORS APPARATUS FINALS**

SUN 13 MAY 2012 - 16:05



Rank	Bib	Name	NOC Code	D Score	E Score	Pen	Total
1	197	IORDACHE Larisa Andreea	ROU	6.400	8.833		15.233
2	196	PONOR Catalina	ROU	6.000	8.633		14.633
3	141	WHELAN Hannah	GBR	5.900	8.633		14.533
4	170	FERRARI Vanessa	ITA	5.900	8.500		14.400
5	140	TUNNEY Rebecca	GBR	5.700	8.300	0.2	13.800
6	221	LIVCHIKOVA Mariya	UKR	5.100	8.366		13.466
7	185	PIHAN-KULESZA Marta	POL	5.300	8.200	0.1	13.400
8	105	CROKET Julie	BEL	5.600	7.566	0.3	12.866





**LEGEND**

**D** Difficulty      **E** Execution      **Pen** Penalty

 Floor

RESULTS  
JUNIORS INDIVIDUAL ALL-AROUND FINAL

FRI 11 MAY 2012 - 19:00

Rank	Bib Name	NOC Code					Total
1	361 MARIANI Enus	ITA	13.700	<u>14.566</u>	13.966	14.033	<b>56.265</b>
2	380 SHELGUNOVA Evgeniya	RUS	14.133	13.400	14.066	<u>13.600</u>	<b>55.199</b>
3	375 MUNTEANU Andreea Eugenia	ROU	<u>13.858</u>	12.766	14.400	13.833	<b>54.857</b>
4	360 MENEGHINI Elisa	ITA	13.833	14.266	<u>13.000</u>	13.683	<b>54.782</b>
5	335 JUPP Gabrielle	GBR	<u>13.766</u>	13.433	13.833	13.666	<b>54.698</b>
6	381 KHARENKOVA Maria	RUS	<u>13.866</u>	13.666	12.966	14.133	<b>54.631</b>
7	307 FRANSOLET Berengere	BEL	13.775	12.833	13.541	<u>12.900</u>	<b>53.049</b>
8	343 SCHEDER Sophie	GER	13.533	<u>14.333</u>	11.966	13.166	<b>52.998</b>
9	350 MAKRA Noemi	HUN	13.366	13.000	13.533	<u>13.033</u>	<b>52.932</b>
10	368 THORSDDOTTIR Eythora	NED	13.466	12.566	13.266	<u>13.433</u>	<b>52.731</b>
11	320 POPA NEDELICU Roxana	ESP	<u>14.641</u>	13.233	12.300	12.366	<b>52.540</b>
12	377 STANILA Alina	ROU	14.166	12.366	<u>13.333</u>	12.066	<b>51.931</b>
13	396 MATVEYEVA Dar'ya	UKR	13.500	11.566	13.700	<u>12.933</u>	<b>51.699</b>
14	395 VASYLIEVA Olena	UKR	13.666	14.433	<u>12.033</u>	11.150	<b>51.282</b>
15	337 ROMAEO Angel	GBR	13.233	<u>11.400</u>	13.333	13.200	<b>51.166</b>
16	391 LARSSON Emma	SWE	13.333	11.800	13.000	<u>12.841</u>	<b>50.974</b>
17	340 EHRET Alina	GER	<u>13.400</u>	12.733	12.566	12.133	<b>50.832</b>
18	385 KAESLIN Ilaria	SUI	12.833	<u>11.266</u>	13.333	12.966	<b>50.398</b>
19	312 HRYHORYEVA Dayana	BLR	<u>12.866</u>	12.266	12.366	12.866	<b>50.364</b>
20	330 CHAMBELLANT Clara	FRA	12.933	11.900	<u>12.633</u>	12.633	<b>50.099</b>
21	332 PIKUL Valentine	FRA	12.566	12.866	<u>11.433</u>	12.833	<b>49.698</b>
22	365 NETTEB Chantysya	NED	14.200	<u>9.500</u>	12.500	13.000	<b>49.200</b>
23	410 FIALOVA Petra	CZE	12.433	12.900	<u>11.600</u>	11.266	<b>48.199</b>
24	310 FIADUTSIK Katsiaryna	BLR	12.833	<u>10.466</u>	11.800	11.733	<b>46.832</b>

NOTES

Underlined totals indicates starting apparatus

LEGEND



Vault



Uneven Bars



Beam



Floor





ALL-AROUND RESULTS  
JUNIORS TEAM COMPETITION AND QUALIFICATIONS FOR CII & CIII

WED 9 MAY 2012 - 13:00

Rank	Bib Name	NOC Code					Total
1	381 KHARENKOVA Maria	RUS	14.100	<u>13.566</u>	14.100	14.366	<b>56.132</b> Q
2	360 MENEGHINI Elisa	ITA	13.800	<u>13.700</u>	14.100	13.833	<b>55.433</b> Q
3	380 SHELGUNOVA Evgeniya	RUS	13.200	<u>14.333</u>	13.766	13.866	<b>55.165</b> Q
4	375 MUNTEANU Andreea Eugenia	ROU	13.666	13.033	14.300	13.666	<b>54.665</b> Q
5	343 SCHEDER Sophie	GER	13.433	14.441	<u>13.433</u>	12.933	<b>54.240</b> Q
6	361 MARIANI Enus	ITA	13.766	<u>13.433</u>	13.100	13.900	<b>54.199</b> Q
7	335 JUPP Gabrielle	GBR	13.666	12.700	14.283	<u>13.433</u>	<b>54.082</b> Q
8	363 UGRIN Tea	ITA	13.600	<u>13.300</u>	13.633	13.533	<b>54.066</b>
9	368 THORS DOTTIR Eythora	NED	<u>13.700</u>	12.833	13.566	13.133	<b>53.232</b> Q
10	350 MAKRA Noemi	HUN	<u>13.783</u>	13.133	13.133	12.966	<b>53.015</b> Q
11	337 ROMAEO Angel	GBR	13.133	13.333	13.333	<u>13.133</u>	<b>52.932</b> Q
12	365 NETTEB Chantysya	NED	<u>14.266</u>	12.633	12.533	13.033	<b>52.465</b> Q
13	336 FELLOWS Charlie	GBR	13.300	13.433	12.233	<u>13.333</u>	<b>52.299</b>
14	377 STANILA Alina	ROU	13.966	11.900	13.533	12.566	<b>51.965</b> Q
15	385 KAESLIN Ilaria	SUI	<u>13.033</u>	12.966	13.233	12.633	<b>51.865</b> Q
16	320 POPA NEDELICU Roxana	ESP	13.600	11.966	13.066	<u>13.066</u>	<b>51.698</b> Q
17	391 LARSSON Emma	SWE	13.666	12.400	13.100	12.500	<b>51.666</b> Q
18	340 EHRET Alina	GER	13.333	13.233	<u>12.300</u>	12.733	<b>51.599</b> Q
19	307 FRANSOLETT Berengere	BEL	<u>13.766</u>	12.833	12.966	12.033	<b>51.598</b> Q
20	396 MATVEYEVA Dar'ya	UKR	13.466	13.533	13.033	<u>11.466</u>	<b>51.498</b> Q
21	378 ARIBASOIU Miriam	ROU	12.500	12.208	13.500	13.266	<b>51.474</b>
22	410 FIALOVA Petra	CZE	12.966	13.033	<u>12.800</u>	12.166	<b>50.965</b> Q
23	332 PIKUL Valentine	FRA	13.366	12.666	12.066	<u>12.866</u>	<b>50.964</b> Q
24	310 FIADUTSIK Katsiaryna	BLR	12.900	12.333	<u>13.166</u>	12.433	<b>50.832</b> Q
25	395 VASYLIEVA Olena	UKR	13.266	13.900	12.000	<u>11.166</u>	<b>50.332</b> Q
26	330 CHAMBELLANT Clara	FRA	12.800	13.033	11.833	<u>12.633</u>	<b>50.299</b> Q
27	312 HRYHORYEVA Dayana	BLR	13.133	13.533	<u>12.200</u>	11.233	<b>50.099</b> Q
28	393 ESTBERG Lovisa	SWE	12.633	12.800	12.341	12.300	<b>50.074</b> R1
29	323 GAMELL VILLA Laura	ESP	12.600	11.833	12.500	<u>12.833</u>	<b>49.766</b> R2
30	308 WAEM Laura	BEL	<u>12.800</u>	11.900	12.100	12.750	<b>49.550</b> R3
31	353 KAJOUK Aisa	HUN	<u>12.500</u>	12.733	12.200	12.100	<b>49.533</b> R4
32	386 SCHULTE Laura	SUI	<u>13.400</u>	12.466	11.191	12.466	<b>49.523</b>
33	315 DEREK Ana	CRO	<u>13.666</u>	10.733	11.833	12.958	<b>49.190</b>
34	423 GOKTEKIN Kamile	TUR	12.066	<u>13.066</u>	12.000	11.900	<b>49.032</b>
35	351 EKE Beata	HUN	<u>12.800</u>	12.300	11.633	11.933	<b>48.666</b>
36	387 HITZ Nicole	SUI	<u>13.100</u>	12.533	10.966	12.000	<b>48.599</b>
37	422 MOKOSOVA Barbora	SVK	<u>13.000</u>	11.866	11.666	11.833	<b>48.365</b>
38	390 AYAN Ece	SWE	12.666	11.966	11.866	11.508	<b>48.006</b>
39	345 PLYTA Evangelia	GRE	12.400	<u>13.833</u>	10.266	11.166	<b>47.665</b>
40	309 RABAUT Ellen	BEL	<u>13.700</u>	11.966	11.166	10.666	<b>47.498</b>
41	313 KAZIMIRSKAYA Hlafira	BLR	12.566	10.783	<u>11.500</u>	12.000	<b>46.849</b>
42	321 COLOM MARTIN Claudia	ESP	12.533	10.775	11.133	<u>12.333</u>	<b>46.774</b>
43	417 ZITINEVICIUTE Vaida	LTU	12.400	11.333	<u>11.900</u>	11.133	<b>46.766</b>
44	420 MRDJENOVIC Tamara	SRB	13.166	<u>9.933</u>	10.666	12.616	<b>46.381</b>
45	411 CHACHUA Tamara	GEO	12.466	<u>10.433</u>	11.833	11.500	<b>46.232</b>
46	346 VERRA Martha	GRE	12.166	<u>9.891</u>	11.800	12.133	<b>45.990</b>
47	326 HAMALAINEN Ulrika Patricia	FIN	12.633	<u>10.391</u>	10.800	11.366	<b>45.190</b>
48	414 VINNICKA Anastasija	LAT	12.600	9.966	10.766	<u>11.533</u>	<b>44.865</b>

ALL-AROUND RESULTS  
JUNIORS TEAM COMPETITION AND QUALIFICATIONS FOR CII & CIII

WED 9 MAY 2012 - 13:00

Rank	Bib Name	NOC Code					Total
49	316 POSCIC Ana	CRO	<u>12.000</u>	10.333	10.766	11.433	<b>44.532</b>
50	317 VALENTIC Elija	CRO	<u>12.433</u>	9.733	10.600	10.933	<b>43.699</b>
51	356 JOSEPSDOTTIR Freyja Hunfjord	ISL	11.433	10.525	<u>10.500</u>	11.066	<b>43.524</b>
52	413 ROBERTS Ciara	IRL	12.866	9.666	<u>10.500</u>	10.433	<b>43.465</b>
53	358 BERGTHORSDDOTTIR Sigrídur	ISL	12.466	8.100	<u>10.966</u>	11.633	<b>43.165</b>
54	318 KOLJANIN Karmen	CRO	<u>12.366</u>	10.066	9.300	11.333	<b>43.065</b>
55	371 SKATTUN Sofie	NOR	12.300	<u>9.250</u>	10.766	10.366	<b>42.682</b>
56	370 RONBECK Katarina	NOR	12.600	<u>8.766</u>	10.566	10.700	<b>42.632</b>
57	374 NYGAARD Dina	NOR	12.566	<u>8.741</u>	10.633	10.600	<b>42.540</b>
58	302 SCHMIDT Jaqueline	AUT	12.600	8.966	9.966	<u>10.766</u>	<b>42.298</b>
59	327 LAISI Tiia	FIN	11.966	<u>10.266</u>	10.300	9.241	<b>41.773</b>
60	301 LAMPRECHT Eileen	AUT	12.233	9.700	8.233	<u>11.066</u>	<b>41.232</b>
61	357 THRASTARDOTTIR Katrin	ISL	12.166	9.566	<u>10.266</u>	8.783	<b>40.781</b>
62	419 OBRAZCOVA Evelina	LTU	12.166	8.733	<u>8.700</u>	10.083	<b>39.682</b>
63	421 ILIC Anica	SRB	11.966	<u>8.500</u>	8.766	10.233	<b>39.465</b>
64	416 KORNIJANOVA Sabine	LAT	13.100	6.233	9.866	<u>8.866</u>	<b>38.065</b>
65	415 GOSA Sabine	LAT	11.800	7.566	7.866	<u>7.833</u>	<b>35.065</b>
66	418 ZUJEVA Alisa	LTU	0.000	0.000	<u>10.000</u>	0.000	<b>10.000</b>

NOTES

Underlined totals indicates starting apparatus

LEGEND

Q Qualified for All-Around Final

Rx Reserve for All-Around Final

 Vault

 Uneven Bars

 Beam

 Floor

**RESULTS**  
**JUNIORS TEAM COMPETITION AND QUALIFICATIONS FOR CII & CIII**

WED 9 MAY 2012 - 13:00



Rank	Bib	Name	NOC Code	D Score	E Score	Pen	Total
1	375	MUNTEANU Andreea Eugenia	ROU	5.700	8.600		14.300 Q
2	335	JUPP Gabrielle	GBR	5.800	8.483		14.283 Q
3	360	MENEGHINI Elisa	ITA	5.500	8.600		14.100 Q
4	381	KHARENKOVA Maria	RUS	5.800	8.300		14.100 Q
5	333	PLESSIS Maelys	FRA	5.500	8.266		13.766 Q
6	380	SHELGUNOVA Evgeniya	RUS	5.600	8.166		13.766 Q
7	363	UGRIN Tea	ITA	5.100	8.533		13.633 Q
8	368	THORSDOTTIR Eythora	NED	5.300	8.266		13.566 Q
9	377	STANILA Alina	ROU	5.500	8.033		13.533 R1
10	378	ARIBASOIU Miriam	ROU	5.300	8.200		13.500
11	343	SCHEDER Sophie	GER	5.200	8.233		13.433 R2
12	384	KUZMINA Victoria	RUS	5.200	8.200		13.400
13	337	ROMAEO Angel	GBR	5.200	8.133		13.333 R3
14	398	ILNYTSKA Anastasiya	UKR	5.200	8.066		13.266
15	385	KAESLIN Ilaria	SUI	5.000	8.233		13.233
16	376	TUDORACHE Cristina	ROU	5.400	7.800		13.200
17	310	FIADUTSIK Katsiaryna	BLR	4.900	8.266		13.166
18	350	MAKRA Noemi	HUN	4.800	8.333		13.133
19	391	LARSSON Emma	SWE	5.100	8.000		13.100
20	361	MARIANI Enus	ITA	5.400	7.700		13.100
21	394	RUMBUTIS Julia	SWE	5.300	7.766		13.066
22	320	POPA NEDELUCU Roxana	ESP	5.600	7.466		13.066
23	396	MATVEYEVA Dar'ya	UKR	5.200	7.833		13.033
24	307	FRANSOLET Berengere	BEL	5.400	7.566		12.966
24	366	SLINGERLAND Daphne	NED	5.400	7.566		12.966
26	331	MARTIN Claire	FRA	5.600	7.266		12.866
27	410	FIALOVA Petra	CZE	5.000	7.800		12.800
28	342	SCHAEFER Pauline	GER	4.500	8.200		12.700
29	305	de HERDT Jitske	BEL	4.200	8.400		12.600
30	362	MORI Lara	ITA	5.200	7.366		12.566
31	365	NETTEB Chantyscha	NED	4.500	8.033		12.533
32	323	GAMELL VILLA Laura	ESP	4.500	8.000		12.500
33	338	HOCKENHULL Georgina	GBR	4.800	7.608		12.408
34	311	KHRAMIANKOVA Yuliya	BLR	4.700	7.666		12.366
35	397	KLOPTSOVA Dar'ya	UKR	4.800	7.566		12.366
36	393	ESTBERG Lovisa	SWE	4.900	7.441		12.341
37	340	EHRET Alina	GER	5.200	7.100		12.300
38	336	FELLOWS Charlie	GBR	5.300	6.933		12.233
39	353	KAJOUK Aisa	HUN	5.000	7.200		12.200
40	383	BATURINA Ekaterina	RUS	5.400	6.800		12.200
41	312	HRYHORYEVA Dayana	BLR	5.500	6.700		12.200
42	308	WAEM Laura	BEL	4.700	7.400		12.100
43	332	PIKUL Valentine	FRA	5.000	7.066		12.066



**RESULTS**  
**JUNIORS TEAM COMPETITION AND QUALIFICATIONS FOR CII & CIII**

WED 9 MAY 2012 - 13:00



Rank	Bib	Name	NOC Code	D Score	E Score	Pen	Total
44	412	BECK Sarah	IRL	4.200	7.833		12.033
45	341	GRIESSER Leah	GER	5.100	6.933		12.033
46	423	GOKTEKIN Kamile	TUR	4.700	7.300		12.000
47	395	VASYLIEVA Olena	UKR	5.700	6.300		12.000
48	328	VUOSJOKI Veronika	FIN	4.700	7.266		11.966
49	417	ZITINEVICIUTE Vaida	LTU	4.700	7.200		11.900
50	390	AYAN Ece	SWE	4.700	7.266	0.1	11.866
51	411	CHACHUA Tamara	GEO	4.500	7.333		11.833
52	315	DEREK Ana	CRO	4.800	7.033		11.833
53	330	CHAMBELLANT Clara	FRA	5.400	6.433		11.833
54	346	VERRA Martha	GRE	4.900	6.900		11.800
55	388	SCHREIBER Eliane	SUI	5.000	6.800		11.800
56	352	TOTH Boglarka	HUN	4.100	7.666		11.766
57	422	MOKOSOVA Barbora	SVK	4.400	7.266		11.666
58	351	EKE Beata	HUN	3.800	7.833		11.633
59	313	KAZIMIRSKAYA Hlafira	BLR	4.500	7.000		11.500
60	324	ROS VAQUER Natalia	ESP	4.500	6.833		11.333
61	386	SCHULTE Laura	SUI	4.700	6.491		11.191
62	309	RABAUT Ellen	BEL	4.700	6.466		11.166
63	321	COLOM MARTIN Claudia	ESP	4.800	6.333		11.133
64	369	van DEENE Shirley	NED	5.100	6.033		11.133
65	358	BERGTHORSDDOTTIR Sigridur	ISL	4.500	6.466		10.966
66	387	HITZ Nicole	SUI	4.900	6.066		10.966
67	329	MUILU Annina	FIN	4.200	6.733		10.933
68	326	HAMALAINEN Ulrika Patricia	FIN	3.900	6.900		10.800
69	414	VINNICKA Anastasija	LAT	3.400	7.366		10.766
70	316	POSCIC Ana	CRO	4.600	6.166		10.766
70	371	SKATTUN Sofie	NOR	4.600	6.166		10.766
72	420	MRDJENOVIC Tamara	SRB	4.600	6.066		10.666
73	372	OYMO Bjorg Eli	NOR	4.600	6.050		10.650
74	374	NYGAARD Dina	NOR	3.800	6.833		10.633
75	317	VALENTIC Elija	CRO	4.300	6.300		10.600
76	370	RONBECK Katarina	NOR	4.100	6.466		10.566
77	356	JOSEPSDDOTTIR Freyja Hunfjord	ISL	4.500	6.000		10.500
78	413	ROBERTS Ciara	IRL	4.900	5.600		10.500
79	327	LAISI Tiia	FIN	4.000	6.300		10.300
80	357	THRASTARDOTTIR Katrin	ISL	4.200	6.066		10.266
81	345	PLYTA Evangelia	GRE	4.800	5.466		10.266
82	355	JONSDOTTIR Andrea	ISL	3.200	6.966		10.166
83	418	ZUJEVA Alisa	LTU	3.500	6.500		10.000
84	302	SCHMIDT Jaqueline	AUT	4.500	5.466		9.966
85	416	KORNIJANOVA Sabine	LAT	3.800	6.066		9.866
86	318	KOLJANIN Karmen	CRO	4.300	5.000		9.300

**RESULTS  
 JUNIORS TEAM COMPETITION AND QUALIFICATIONS FOR CII & CIII**

WED 9 MAY 2012 - 13:00



Rank	Bib	Name	NOC Code	D Score	E Score	Pen	Total
87	421	ILIC Anica	SRB	3.900	4.866		8.766
88	419	OBRAZCOVA Evelina	LTU	4.000	4.700		8.700
89	301	LAMPRECHT Eileen	AUT	4.700	3.533		8.233
90	415	GOSA Sabine	LAT	4.300	3.566		7.866

**LEGEND**

**D** Difficulty    **E** Execution    **Pen** Penalty    **Q** Qualified for Beam Final    **Rx** Reserve for Beam Final

 Beam

**RESULTS**  
**JUNIORS TEAM COMPETITION AND QUALIFICATIONS FOR CII & CIII**

WED 9 MAY 2012 - 13:00



Rank	Bib	Name	NOC Code	D Score	E Score	Pen	Total
1	381	KHARENKOVA Maria	RUS	5.600	8.766		14.366 Q
2	361	MARIANI Enus	ITA	5.200	8.700		13.900 Q
3	379	ZARZU Silvia	ROU	5.400	8.500		13.900 Q
4	380	SHELGUNOVA Evgeniya	RUS	5.300	8.566		13.866 Q
5	360	MENEGHINI Elisa	ITA	5.300	8.533		13.833 Q
6	362	MORI Lara	ITA	5.600	8.233		13.833
7	375	MUNTEANU Andreea Eugenia	ROU	5.200	8.466		13.666 Q
8	363	UGRIN Tea	ITA	5.100	8.433		13.533
9	382	TIPAEVA Yulia	RUS	5.000	8.500		13.500
10	383	BATURINA Ekaterina	RUS	5.200	8.266		13.466
11	335	JUPP Gabrielle	GBR	5.400	8.033		13.433 Q
12	336	FELLOWS Charlie	GBR	5.400	7.933		13.333 Q
13	378	ARIBASOIU Miriam	ROU	5.300	7.966		13.266
14	334	VANHILLE Louise	FRA	5.000	8.200		13.200 R1
15	368	THORSDDOTTIR Eythora	NED	5.000	8.133		13.133 R2
16	337	ROMAEO Angel	GBR	5.200	8.033	0.1	13.133
17	320	POPA NEDELUCU Roxana	ESP	5.200	7.866		13.066 R3
18	341	GRIESSER Leah	GER	5.100	7.933		13.033
18	365	NETTEB Chantysya	NED	5.100	7.933		13.033
20	331	MARTIN Claire	FRA	4.900	8.100		13.000
21	350	MAKRA Noemi	HUN	5.200	7.766		12.966
22	315	DEREK Ana	CRO	5.000	7.958		12.958
23	343	SCHEDER Sophie	GER	4.900	8.033		12.933
24	399	FEDOROVA Yana	UKR	4.900	8.000		12.900
25	332	PIKUL Valentine	FRA	5.000	7.966	0.1	12.866
26	323	GAMELL VILLA Laura	ESP	4.800	8.033		12.833
27	324	ROS VAQUER Natalia	ESP	5.100	7.725		12.825
28	397	KLOPTSOVA Dar'ya	UKR	5.000	7.800		12.800
29	366	SLINGERLAND Daphne	NED	4.600	8.166		12.766
30	308	WAEM Laura	BEL	4.900	7.850		12.750
31	340	EHRET Alina	GER	5.000	7.933	0.2	12.733
32	330	CHAMBELLANT Clara	FRA	4.800	7.833		12.633
32	385	KAESLIN Ilaria	SUI	4.800	7.833		12.633
34	344	STER Nicole	GER	4.900	7.733		12.633
35	420	MRDJENOVIC Tamara	SRB	4.800	7.816		12.616
36	377	STANILA Alina	ROU	5.200	7.366		12.566
37	391	LARSSON Emma	SWE	5.100	7.400		12.500
38	386	SCHULTE Laura	SUI	4.800	7.766	0.1	12.466
39	310	FIADUTSIK Katsiaryna	BLR	4.600	7.833		12.433
40	321	COLOM MARTIN Claudia	ESP	4.600	7.733		12.333
41	393	ESTBERG Lovisa	SWE	4.800	7.500		12.300
42	410	FIALOVA Petra	CZE	4.900	7.266		12.166
43	346	VERRA Martha	GRE	4.300	7.833		12.133

RESULTS  
JUNIORS TEAM COMPETITION AND QUALIFICATIONS FOR CII & CIII

WED 9 MAY 2012 - 13:00



Rank	Bib	Name	NOC Code	D Score	E Score	Pen	Total
44	388	SCHREIBER Eliane	SUI	4.500	7.633		12.133
45	367	OVERBEEK Sanna	NED	4.900	7.300	0.1	12.100
46	353	KAJOUK Aisa	HUN	5.000	7.200	0.1	12.100
47	307	FRANSOLET Berengere	BEL	5.000	7.033		12.033
48	392	SINGMUANG Kim	SWE	4.900	7.125		12.025
49	313	KAZIMIRSKAYA Hlafira	BLR	4.700	7.300		12.000
50	387	HITZ Nicole	SUI	4.900	7.100		12.000
51	351	EKE Beata	HUN	4.600	7.333		11.933
52	423	GOKTEKIN Kamile	TUR	5.000	6.900		11.900
53	422	MOKOSOVA Barbora	SVK	4.700	7.133		11.833
54	305	de HERDT Jitske	BEL	4.000	7.800		11.800
55	358	BERGTHORSDDOTTIR Sigrídur	ISL	4.800	6.833		11.633
56	414	VINNICKA Anastasija	LAT	4.700	6.833		11.533
57	390	AYAN Ece	SWE	4.600	7.008	0.1	11.508
58	338	HOCKENHULL Georgina	GBR	5.100	6.700	0.3	11.500
59	411	CHACHUA Tamara	GEO	4.900	6.600		11.500
60	396	MATVEYEVA Dar'ya	UKR	5.000	6.566	0.1	11.466
61	311	KHRAMIANKOVA Yuliya	BLR	4.300	7.133		11.433
62	316	POSCIC Ana	CRO	4.700	6.833	0.1	11.433
63	326	HAMALAINEN Ulrika Patricia	FIN	4.000	7.466	0.1	11.366
64	318	KOLJANIN Karmen	CRO	4.600	7.033	0.3	11.333
65	354	KARSAI Nikolett	HUN	4.700	6.600		11.300
66	312	HRYHORYEVA Dayana	BLR	4.100	7.133		11.233
67	345	PLYTA Evangelia	GRE	3.700	7.466		11.166
68	359	GEORGSDOTTIR Gudrun	ISL	4.100	7.066		11.166
69	395	VASYLIEVA Olena	UKR	5.200	6.266	0.3	11.166
70	417	ZITINEVICIUTE Vaida	LTU	3.900	7.533	0.3	11.133
71	301	LAMPRECHT Eileen	AUT	3.900	7.166		11.066
72	356	JOSEPSDDOTTIR Freyja Hunnfjord	ISL	4.700	6.366		11.066
73	328	VUOSJOKI Veronika	FIN	4.000	7.000		11.000
74	317	VALENTIC Elija	CRO	4.400	6.533		10.933
75	325	JAKALA Julia	FIN	3.800	7.033		10.833
76	302	SCHMIDT Jaqueline	AUT	4.500	6.266		10.766
77	370	RONBECK Katarina	NOR	3.900	6.800		10.700
78	309	RABAUT Ellen	BEL	3.900	6.766		10.666
79	374	NYGAARD Dina	NOR	3.700	6.900		10.600
80	413	ROBERTS Ciara	IRL	4.800	5.633		10.433
81	371	SKATTUN Sofie	NOR	3.700	6.666		10.366
82	372	OYMO Bjorg Eli	NOR	3.800	6.575	0.1	10.275
83	421	ILIC Anica	SRB	3.500	6.733		10.233
84	419	OBRAZCOVA Evelina	LTU	4.100	6.283	0.3	10.083
85	327	LAI SI Tiia	FIN	4.500	5.141	0.4	9.241
86	416	KORNIJANOVA Sabine	LAT	3.500	5.666	0.3	8.866

**RESULTS**  
**JUNIORS TEAM COMPETITION AND QUALIFICATIONS FOR CII & CIII**

WED 9 MAY 2012 - 13:00



Rank	Bib	Name	NOC Code	D Score	E Score	Pen	Total
87	357	THRASTARDOTTIR Katrin	ISL	4.200	5.183	0.6	8.783
88	415	GOSA Sabine	LAT	3.200	5.233	0.6	7.833
89	418	ZUJEVA Alisa	LTU	0.000	0.000		0.000

**LEGEND**

**D** Difficulty    **E** Execution    **Pen** Penalty    **Q** Qualified for Floor Final    **Rx** Reserve for Floor Final

 Floor

**RESULTS**  
**JUNIORS TEAM COMPETITION AND QUALIFICATIONS FOR CII & CIII**

WED 9 MAY 2012 - 13:00



Rank	Bib	Name	NOC Code	D Score	E Score	Pen	Total
1	343	SCHEDER Sophie	GER	6.000	8.441		14.441 Q
2	380	SHELGUNOVA Evgeniya	RUS	5.700	8.633		14.333 Q
3	384	KUZMINA Victoria	RUS	6.000	8.333		14.333 Q
4	382	TIPAEVA Yulia	RUS	5.700	8.600		14.300
5	395	VASYLIEVA Olena	UKR	5.900	8.000		13.900 Q
6	345	PLYTA Evangelia	GRE	5.800	8.033		13.833 Q
7	360	MENEGHINI Elisa	ITA	5.800	7.900		13.700 Q
8	381	KHARENKOVA Maria	RUS	5.400	8.166		13.566
9	312	HRYHORYEVA Dayana	BLR	5.200	8.333		13.533 Q
10	396	MATVEYEVA Dar'ya	UKR	5.500	8.033		13.533 Q
11	336	FELLOWS Charlie	GBR	5.200	8.233		13.433 R1
12	361	MARIANI Enus	ITA	5.900	7.533		13.433 R2
13	337	ROMAEO Angel	GBR	5.200	8.133		13.333 R3
14	363	UGRIN Tea	ITA	5.200	8.100		13.300
15	334	VANHILLE Louise	FRA	5.100	8.166		13.266
16	340	EHRET Alina	GER	5.200	8.033		13.233
16	397	KLOPTSOVA Dar'ya	UKR	5.200	8.033		13.233
18	350	MAKRA Noemi	HUN	5.000	8.133		13.133
19	331	MARTIN Claire	FRA	4.900	8.200		13.100
20	367	OVERBEEK Sanna	NED	4.900	8.166		13.066
21	423	GOKTEKIN Kamile	TUR	5.400	7.666		13.066
22	375	MUNTEANU Andreea Eugenia	ROU	4.900	8.133		13.033
23	330	CHAMBELLANT Clara	FRA	5.300	7.733		13.033
24	410	FIALOVA Petra	CZE	5.500	7.533		13.033
25	385	KAESLIN Ilaria	SUI	4.800	8.166		12.966
26	339	THEAKER Raer	GBR	4.600	8.333		12.933
27	322	SANCHEZ MARTINEZ Carolina	ESP	5.100	7.833		12.933
28	368	THORSDOTTIR Eythora	NED	4.500	8.333		12.833
29	307	FRANSOLET Berengere	BEL	4.800	8.033		12.833
30	393	ESTBERG Lovisa	SWE	4.900	7.900		12.800
31	353	KAJOUK Aisa	HUN	4.800	7.933		12.733
32	335	JUPP Gabrielle	GBR	5.100	7.600		12.700
32	392	SINGMUANG Kim	SWE	5.100	7.600		12.700
34	332	PIKUL Valentine	FRA	4.700	7.966		12.666
35	376	TUDORACHE Cristina	ROU	4.900	7.766		12.666
36	365	NETTEB Chantysya	NED	4.900	7.733		12.633
37	364	LEOLINI Alessia	ITA	5.200	7.408		12.608
38	387	HITZ Nicole	SUI	4.800	7.733		12.533
39	399	FEDOROVA Yana	UKR	4.700	7.816		12.516
40	344	STER Nicole	GER	4.800	7.700		12.500
41	386	SCHULTE Laura	SUI	5.300	7.166		12.466
42	305	de HERDT Jitske	BEL	4.800	7.633		12.433
43	391	LARSSON Emma	SWE	4.900	7.500		12.400

RESULTS  
JUNIORS TEAM COMPETITION AND QUALIFICATIONS FOR CII & CIII

WED 9 MAY 2012 - 13:00



Rank	Bib	Name	NOC Code	D Score	E Score	Pen	Total
44	310	FIADUTSIK Katsiaryna	BLR	4.700	7.633		12.333
45	351	EKE Beata	HUN	4.700	7.600		12.300
46	378	ARIBASOIU Miriam	ROU	4.800	7.408		12.208
47	389	GIUSSANI Conny	SUI	4.400	7.566		11.966
48	309	RABAUT Ellen	BEL	4.800	7.166		11.966
49	390	AYAN Ece	SWE	4.900	7.066		11.966
50	320	POPA NEDELUCU Roxana	ESP	5.200	6.766		11.966
51	369	van DEENE Shirley	NED	3.700	8.200		11.900
52	308	WAEM Laura	BEL	4.800	7.100		11.900
52	377	STANILA Alina	ROU	4.800	7.100		11.900
54	422	MOKOSOVA Barbora	SVK	4.000	7.866		11.866
55	323	GAMELL VILLA Laura	ESP	4.800	7.033		11.833
56	314	BURMISTRAVA Anastasiya	BLR	3.500	8.100		11.600
57	354	KARSAI Nikolett	HUN	3.600	7.966		11.566
58	341	GRIESSER Leah	GER	4.500	6.900		11.400
59	417	ZITINEVICIUTE Vaida	LTU	3.500	7.833		11.333
60	313	KAZIMIRSKAYA Hlafira	BLR	3.700	7.083		10.783
61	321	COLOM MARTIN Claudia	ESP	4.300	6.475		10.775
62	315	DEREK Ana	CRO	4.400	6.333		10.733
63	356	JOSEPSDOTTIR Freyja Hunfjord	ISL	4.700	5.825		10.525
64	411	CHACHUA Tamara	GEO	4.100	6.333		10.433
65	326	HAMALAINEN Ulrika Patricia	FIN	2.200	8.191		10.391
66	316	POSCIC Ana	CRO	2.500	7.833		10.333
67	412	BECK Sarah	IRL	3.900	6.933	0.5	10.333
68	327	LAIISI Tiia	FIN	2.300	7.966		10.266
69	318	KOLJANIN Karmen	CRO	2.800	7.266		10.066
70	414	VINNICKA Anastasija	LAT	2.500	7.466		9.966
71	420	MRDJENOVIC Tamara	SRB	2.000	7.933		9.933
72	355	JONSDOTTIR Andrea	ISL	2.600	7.325		9.925
73	346	VERRA Martha	GRE	4.700	5.191		9.891
74	329	MUILU Annina	FIN	2.400	7.466		9.866
75	317	VALENTIC Elija	CRO	1.500	8.233		9.733
76	301	LAMPRECHT Eileen	AUT	3.300	6.400		9.700
77	413	ROBERTS Ciara	IRL	2.700	6.966		9.666
78	357	THRASTARDOTTIR Katrin	ISL	2.400	7.166		9.566
79	371	SKATTUN Sofie	NOR	1.900	7.350		9.250
80	302	SCHMIDT Jaqueline	AUT	2.400	6.566		8.966
81	370	RONBECK Katarina	NOR	1.700	7.066		8.766
82	374	NYGAARD Dina	NOR	2.200	6.541		8.741
83	419	OBRAZCOVA Evelina	LTU	1.500	7.233		8.733
84	373	WORPVIK Anna Bakken	NOR	2.100	6.600		8.700
85	421	ILIC Anica	SRB	1.200	7.300		8.500
86	358	BERGTHORSDOTTIR Sigrídur	ISL	2.300	5.800		8.100

**RESULTS**  
**JUNIORS TEAM COMPETITION AND QUALIFICATIONS FOR CII & CIII**

WED 9 MAY 2012 - 13:00



Rank	Bib	Name	NOC Code	D Score	E Score	Pen	Total
87	328	VUOSJOKI Veronika	FIN	3.400	4.533		7.933
88	415	GOSA Sabine	LAT	3.200	4.366		7.566
89	416	KORNIJANOVA Sabine	LAT	1.100	5.133		6.233
90	418	ZUJEVA Alisa	LTU	0.000	0.000		0.000

**LEGEND**

**D** Difficulty    **E** Execution    **Pen** Penalty    **Q** Qualified for Uneven Bars Final    **Rx** Reserve for Uneven Bars Final



Uneven Bars



RESULTS  
JUNIORS TEAM COMPETITION AND QUALIFICATIONS FOR CII & CIII

WED 9 MAY 2012 - 13:00



Rank	Bib	Name	NOC Code	Vault	D Score	E Score	Pen	Vault Score	Total
1	365	NETTEB Chantyscha	NED	1	5.000	9.266		14.266	<b>14.237</b> Q
				2	5.300	8.908		14.208	
2	320	POPA NEDELCU Roxana	ESP	1	5.000	8.600		13.600	<b>14.154</b> Q
				2	5.800	8.908		14.708	
3	381	KHARENKOVA Maria	RUS	1	5.000	9.100		14.100	<b>13.733</b> Q
				2	4.700	8.766	0.1	13.366	
4	377	STANILA Alina	ROU	1	5.800	8.166		13.966	<b>13.687</b> Q
				2	5.000	8.408		13.408	
5	350	MAKRA Noemi	HUN	1	5.000	8.783		13.783	<b>13.674</b> Q
				2	4.600	8.966		13.566	
6	360	MENEHINI Elisa	ITA	1	5.000	8.800		13.800	<b>13.633</b> Q
				2	4.400	9.066		13.466	
7	361	MARIANI Enus	ITA	1	5.000	8.766		13.766	<b>13.633</b> Q
				2	4.400	9.100		13.500	
8	315	DEREK Ana	CRO	1	5.200	8.466		13.666	<b>13.583</b> Q
				2	4.800	8.700		13.500	
9	391	LARSSON Emma	SWE	1	5.000	8.766	0.1	13.666	<b>13.466</b> R1
				2	4.800	8.466		13.266	
10	375	MUNTEANU Andreea Eugenia	ROU	1	5.000	8.666		13.666	<b>13.416</b> R2
				2	4.400	8.766		13.166	
11	335	JUPP Gabrielle	GBR	1	5.000	8.666		13.666	<b>13.316</b> R3
				2	4.400	8.566		12.966	
12	396	MATVEYEVA Dar'ya	UKR	1	5.000	8.466		13.466	<b>13.233</b>
				2	4.400	8.600		13.000	
13	339	THEAKER Raer	GBR	1	5.000	8.633	0.1	13.533	<b>13.216</b>
				2	4.400	8.600	0.1	12.900	
14	332	PIKUL Valentine	FRA	1	5.200	8.466	0.3	13.366	<b>13.183</b>
				2	4.600	8.400		13.000	
15	336	FELLOWS Charlie	GBR	1	5.300	8.000		13.300	<b>13.150</b>
				2	4.400	8.600		13.000	
16	399	FEDOROVA Yana	UKR	1	5.000	8.166		13.166	<b>13.099</b>
				2	4.400	8.633		13.033	
17	420	MRDJENOVIC Tamara	SRB	1	4.600	8.566		13.166	<b>13.083</b>
				2	4.400	8.600		13.000	
18	324	ROS VAQUER Natalia	ESP	1	5.000	8.200		13.200	<b>12.962</b>
				2	4.400	8.325		12.725	
19	422	MOKOSOVA Barbora	SVK	1	4.400	8.600		13.000	<b>12.950</b>
				2	4.400	8.500		12.900	
20	380	SHELGUNOVA Evgeniya	RUS	1	5.800	7.400		13.200	<b>12.916</b>
				2	5.300	7.333		12.633	
21	379	ZARZU Silvia	ROU	1	5.000	8.433	0.1	13.333	<b>12.849</b>
				2	5.300	7.366	0.3	12.366	

RESULTS  
JUNIORS TEAM COMPETITION AND QUALIFICATIONS FOR CII & CIII

WED 9 MAY 2012 - 13:00



Rank	Bib	Name	NOC Code	Vault	D Score	E Score	Pen	Vault Score	Total
22	411	CHACHUA Tamara	GEO	1	4.400	8.066		12.466	12.366
				2	4.200	8.066		12.266	
23	327	LAISI Tiia	FIN	1	4.400	7.566		11.966	12.183
				2	4.200	8.200		12.400	
23	417	ZITINEVICIUTE Vaida	LTU	1	4.200	8.200		12.400	12.183
				2	4.400	7.566		11.966	
25	356	JOSEPSDOTTIR Freyja Hunfjord	ISL	1	4.800	6.633		11.433	11.916
				2	4.200	8.200		12.400	
26	395	VASYLIEVA Olena	UKR	1	5.000	8.266		13.266	6.633
				2	0.000	0.000		0.000	





LEGEND

D Difficulty    E Execution    Pen Penalty    Q Qualified for Vault Final    Rx Reserve for Vault Final

 Vault





TEAM RESULTS  
JUNIORS TEAM COMPETITION AND QUALIFICATIONS FOR CII & CIII

WED 9 MAY 2012 - 18:10

Rank	Bib	NOC Name					Total	Ind. Rank
<b>1 RUS - Russia</b>								
	380	SHELGUNOVA E	13.200	14.333	13.766	13.866	55.165	(3)
	381	KHARENKOVA M	14.100	13.566	14.100	14.366	56.132	(1)
	382	TIPAEVA Y	14.066	14.300		13.500	41.866	
	383	BATURINA E	12.666		12.200	13.466	38.332	
	384	KUZMINA V		14.333	13.400		27.733	
		<b>Total</b>	41.366 (1)	<u>42.966</u> (1)	41.266 (2)	41.732 (1)	<b>167.330</b>	
<b>2 ITA - Italy</b>								
	360	MENEGHINI E	13.800	13.700	14.100	13.833	55.433	(2)
	361	MARIANI E	13.766	13.433	13.100	13.900	54.199	(6)
	362	MORI L	13.633		12.566	13.833	40.032	
	363	UGRIN T	13.600	13.300	13.633	13.533	54.066	(8)
	364	LEOLINI A		12.608			12.608	
		<b>Total</b>	41.199 (2)	<u>40.433</u> (3)	40.833 (3)	41.566 (2)	<b>164.031</b>	
<b>3 ROU - Romania</b>								
	375	MUNTEANU AE	13.666	13.033	14.300	13.666	54.665	(4)
	376	TUDORACHE C		12.666	13.200		25.866	
	377	STANILA A	13.966	11.900	13.533	12.566	51.965	(14)
	378	ARIBASOIU M	12.500	12.208	13.500	13.266	51.474	(21)
	379	ZARZU S	13.333			13.900	27.233	
		<b>Total</b>	40.965 (3)	37.907 (10)	41.333 (1)	40.832 (3)	<b>161.037</b>	
<b>4 GBR - Great Britain</b>								
	335	JUPP G	13.666	12.700	14.283	13.433	54.082	(7)
	336	FELLOWS C	13.300	13.433	12.233	13.333	52.299	(13)
	337	ROMAEO A	13.133	13.333	13.333	13.133	52.932	(11)
	338	HOCKENHULL G			12.408	11.500	23.908	
	339	THEAKER R	13.533	12.933			26.466	
		<b>Total</b>	40.499 (6)	39.699 (5)	40.024 (4)	<u>39.899</u> (4)	<b>160.121</b>	
<b>5 GER - Germany</b>								
	340	EHRET A	13.333	13.233	12.300	12.733	51.599	(18)
	341	GRIESSER L		11.400	12.033	13.033	36.466	
	342	SCHAEFER P	13.800		12.700		26.500	
	343	SCHEDER S	13.433	14.441	13.433	12.933	54.240	(5)
	344	STER N	12.566	12.500		12.633	37.699	
		<b>Total</b>	40.566 (5)	40.174 (4)	<u>38.433</u> (9)	38.699 (8)	<b>157.872</b>	





TEAM RESULTS  
JUNIORS TEAM COMPETITION AND QUALIFICATIONS FOR CII & CIII

WED 9 MAY 2012 - 18:10

Rank	Bib	NOC Name					Total	Ind. Rank
<b>6 NED - Netherlands</b>								
	365	NETTEB C	14.266	12.633	12.533	13.033	52.465	(12)
	366	SLINGERLAND D	12.866		12.966	12.766	38.598	
	367	OVERBEEK S	12.866	13.066		12.100	38.032	
	368	THORSDOTTIR E	13.700	12.833	13.566	13.133	53.232	(9)
	369	van DEENE S		11.900	11.133		23.033	
		<b>Total</b>	<b>40.832</b> (4)	<b>38.532</b> (7)	<b>39.065</b> (5)	<b>38.932</b> (6)	<b>157.361</b>	
<b>7 FRA - France</b>								
	330	CHAMBELLANT C	12.800	13.033	11.833	12.633	50.299	(26)
	331	MARTIN C		13.100	12.866	13.000	38.966	
	332	PIKUL V	13.366	12.666	12.066	12.866	50.964	(23)
	333	PLESSIS M	12.333		13.766		26.099	
	334	VANHILLE L	13.133	13.266		13.200	39.599	
		<b>Total</b>	<b>39.299</b> (12)	<b>39.399</b> (6)	<b>38.698</b> (6)	<b>39.066</b> (5)	<b>156.462</b>	
<b>8 UKR - Ukraine</b>								
	395	VASYLIEVA O	13.266	13.900	12.000	11.166	50.332	(25)
	396	MATVEYEVA D	13.466	13.533	13.033	11.466	51.498	(20)
	397	KLOPTSOVA D		13.233	12.366	12.800	38.399	
	398	ILNYTSKA A	12.966		13.266		26.232	
	399	FEDOROVA Y	13.166	12.516		12.900	38.582	
		<b>Total</b>	<b>39.898</b> (8)	<b>40.666</b> (2)	<b>38.665</b> (7)	<b>37.166</b> (10)	<b>156.395</b>	
<b>9 SWE - Sweden</b>								
	390	AYAN E	12.666	11.966	11.866	11.508	48.006	(38)
	391	LARSSON E	13.666	12.400	13.100	12.500	51.666	(17)
	392	SINGMUANG K		12.700		12.025	24.725	
	393	ESTBERG L.	12.633	12.800	12.341	12.300	50.074	(28)
	394	RUMBUTIS J			13.066		13.066	
		<b>Total</b>	<b>38.965</b> (13)	<b>37.900</b> (11)	<b>38.507</b> (8)	<b>36.825</b> (12)	<b>152.197</b>	
<b>10 HUN - Hungary</b>								
	350	MAKRA N	13.783	13.133	13.133	12.966	53.015	(10)
	351	EKE B	12.800	12.300	11.633	11.933	48.666	(35)
	352	TOTH B	12.933		11.766		24.699	
	353	KAJOUK A	12.500	12.733	12.200	12.100	49.533	(31)
	354	KARSAI N		11.566		11.300	22.866	
		<b>Total</b>	<b>39.516</b> (10)	<b>38.166</b> (8)	<b>37.099</b> (12)	<b>36.999</b> (11)	<b>151.780</b>	





TEAM RESULTS  
JUNIORS TEAM COMPETITION AND QUALIFICATIONS FOR CII & CIII

WED 9 MAY 2012 - 18:10

Rank	Bib	NOC Name					Total	Ind. Rank
<b>11 ESP - Spain</b>								
	320	POPA NEDELCO R	13.600	11.966	13.066	13.066	51.698	(16)
	321	COLOM MARTIN C	12.533	10.775	11.133	12.333	46.774	(42)
	322	SANCHEZ MARTINEZ C		12.933			12.933	
	323	GAMELL VILLA L	12.600	11.833	12.500	12.833	49.766	(29)
	324	ROS VAQUER N	13.200		11.333	12.825	37.358	
		<b>Total</b>	39.400 (11)	36.732 (14)	36.899 (13)	38.724 (7)	<b>151.755</b>	
<b>12 BEL - Belgium</b>								
	305	de HERDT J		12.433	12.600	11.800	36.833	
	306	HOCQUET H	12.500				12.500	
	307	FRANSOLET B	13.766	12.833	12.966	12.033	51.598	(19)
	308	WAEM L	12.800	11.900	12.100	12.750	49.550	(30)
	309	RABAUT E	13.700	11.966	11.166	10.666	47.498	(40)
		<b>Total</b>	40.266 (7)	37.232 (13)	37.666 (11)	36.583 (13)	<b>151.747</b>	
<b>13 SUI - Switzerland</b>								
	385	KAESLIN I	13.033	12.966	13.233	12.633	51.865	(15)
	386	SCHULTE L	13.400	12.466	11.191	12.466	49.523	(32)
	387	HITZ N	13.100	12.533	10.966	12.000	48.599	(36)
	388	SCHREIBER E			11.800	12.133	23.933	
	389	GIUSSANI C	12.400	11.966			24.366	
		<b>Total</b>	39.533 (9)	37.965 (9)	36.224 (14)	37.232 (9)	<b>150.954</b>	
<b>14 BLR - Belarus</b>								
	310	FIADUTSIK K	12.900	12.333	13.166	12.433	50.832	(24)
	311	KHRAMIANKOVA Y			12.366	11.433	23.799	
	312	HRYHORYEVA D	13.133	13.533	12.200	11.233	50.099	(27)
	313	KAZIMIRSKAYA H	12.566	10.783	11.500	12.000	46.849	(41)
	314	BURMISTRAVA A	12.433	11.600			24.033	
		<b>Total</b>	38.599 (14)	37.466 (12)	37.732 (10)	35.866 (14)	<b>149.663</b>	
<b>15 CRO - Croatia</b>								
	315	DEREK A	13.666	10.733	11.833	12.958	49.190	(33)
	316	POSCIC A	12.000	10.333	10.766	11.433	44.532	(49)
	317	VALENTIC E	12.433	9.733	10.600	10.933	43.699	(50)
	318	KOLJANIN K	12.366	10.066	9.300	11.333	43.065	(54)
		<b>Total</b>	38.465 (15)	31.132 (15)	33.199 (16)	35.724 (15)	<b>138.520</b>	

TEAM RESULTS  
JUNIORS TEAM COMPETITION AND QUALIFICATIONS FOR CII & CIII

WED 9 MAY 2012 - 18:10

Rank	Bib	NOC Name					Total	Ind. Rank
<b>16</b>		<b>FIN - Finland</b>						
	325	JAKALA J	12.866			10.833	23.699	
	326	HAMALAINEN UP	12.633	10.391	10.800	11.366	45.190	(47)
	327	LAISI T	11.966	10.266	10.300	9.241	41.773	(59)
	328	VUOSJOKI V		7.933	11.966	11.000	30.899	
	329	MUILU A	12.633	9.866	10.933		33.432	
		<b>Total</b>	38.132 (16)	<u>30.523</u> (16)	33.699 (15)	33.199 (17)	<b>135.553</b>	
<b>17</b>		<b>ISL - Iceland</b>						
	355	JONSDOTTIR A	11.466	9.925	10.166		31.557	
	356	JOSEPSDOTTIR FH	11.433	10.525	10.500	11.066	43.524	(51)
	357	THRASTARDOTTIR K	12.166	9.566	10.266	8.783	40.781	(61)
	358	BERGTHORSDDOTTIR S	12.466	8.100	10.966	11.633	43.165	(53)
	359	GEORGSDOTTIR G				11.166	11.166	
		<b>Total</b>	36.098 (19)	30.016 (17)	<u>31.732</u> (18)	33.865 (16)	<b>131.711</b>	
<b>18</b>		<b>NOR - Norway</b>						
	370	RONBECK K	12.600	8.766	10.566	10.700	42.632	(56)
	371	SKATTUN S	12.300	9.250	10.766	10.366	42.682	(55)
	372	OYMO BE			10.650	10.275	20.925	
	373	WORPVIK AB	12.333	8.700			21.033	
	374	NYGAARD D	12.566	8.741	10.633	10.600	42.540	(57)
		<b>Total</b>	37.499 (18)	<u>26.757</u> (18)	32.049 (17)	31.666 (18)	<b>127.971</b>	
<b>19</b>		<b>LAT - Latvia</b>						
	414	VINNICKA A	12.600	9.966	10.766	11.533	44.865	(48)
	415	GOSA S	11.800	7.566	7.866	7.833	35.065	(65)
	416	KORNIJANOVA S	13.100	6.233	9.866	8.866	38.065	(64)
		<b>Total</b>	<u>37.500</u> (17)	23.765 (19)	28.498 (20)	28.232 (19)	<b>117.995</b>	
<b>20</b>		<b>LTU - Lithuania</b>						
	417	ZITINEVICIUTE V	12.400	11.333	11.900	11.133	46.766	(43)
	418	ZUJEVA A	0.000	0.000	10.000	0.000	10.000	(66)
	419	OBRAZCOVA E	12.166	8.733	8.700	10.083	39.682	(62)
		<b>Total</b>	24.566 (20)	<u>20.066</u> (20)	30.600 (19)	21.216 (20)	<b>96.448</b>	

NOTES

Underlined totals indicate starting apparatus.  
Italics indicate the low (discarded) score.

LEGEND

Ind. Individual Q Qualified for Team Final



Vault



Uneven Bars



Beam



Floor