









Gymnastics



**EUROPEAN YOUTH OLYMPIC FESTIVAL  
TRABZON 2011**

**RESULTS  
MEN'S ALL-AROUND FINAL**

Rank	Bib	Name	NOC Code							Total
1	240	TULLOCH Courtney	GBR	13,800	13,200	14,200	15,550	13,200	12,450	<b>82,400</b>
2	283	RADEANU Daniel Petrica Vasile	ROU	14,500	12,950	12,450	15,700	12,900	13,150	<b>81,650</b>
3	213	MIKHALITSYN Vasili	BLR	13,500	13,350	13,250	14,050	13,900	13,300	<b>81,350</b>
4	293	BAUMANN Christian	SUI	13,100	13,000	13,200	14,700	13,750	13,550	<b>81,300</b>
5	284	ZYRIANOV Grigorii	RUS	13,350	13,650	13,100	14,600	13,400	13,100	<b>81,200</b>
6	286	LAGUTOV Andrey	RUS	13,550	13,000	12,800	14,400	13,600	13,600	<b>80,950</b>
7	282	GROZA Andrei Ioan	ROU	12,550	12,750	13,550	14,750	13,850	12,950	<b>80,400</b>
8	239	BAINES Frank	GBR	14,100	12,700	13,150	13,950	14,150	12,100	<b>80,150</b>
9	209	GENTGES Maxime	BEL	12,850	12,950	12,650	14,850	13,350	13,450	<b>80,100</b>
10	221	KRASIAS Michalis	CYP	13,600	13,150	13,550	14,450	11,650	13,650	<b>80,050</b>
11	243	WEINERT Daniel	GER	13,450	13,350	12,850	13,550	13,850	12,900	<b>79,950</b>
12	250	VAGNER Levente	HUN	13,800	13,300	13,400	14,150	12,450	12,500	<b>79,600</b>
13	273	SCHMIDT Casimir	NED	14,200	12,550	12,900	14,900	12,200	12,400	<b>79,150</b>
14	211	LOUWIJE Bram	BEL	13,650	12,550	12,700	14,100	13,400	12,600	<b>79,000</b>
15	267	TVOROGAL Robert	LTU	12,150	12,300	13,650	13,100	12,900	14,000	<b>78,100</b>
16	232	TORREGROSA Borja	ESP	13,250	13,350	12,150	13,950	12,600	12,800	<b>78,100</b>
17	237	DEKEYNE Benjamin	FRA	12,400	11,500	13,400	14,350	13,100	12,600	<b>77,350</b>
18	236	CLARIVET Matthieu	FRA	13,150	12,000	12,350	13,300	13,400	13,050	<b>77,250</b>
19	249	SELMECZI Bank	HUN	13,700	12,650	12,400	13,300	13,250	11,550	<b>76,850</b>
20	294	WALTER Marco	SUI	13,700	12,350	10,350	14,700	12,950	12,400	<b>76,450</b>
21	231	PEREZ MARCHANT Julian	ESP	13,350	10,000	13,300	15,150	11,150	12,800	<b>75,750</b>
22	260	LANDINI Filippo	ITA	13,550	11,200	13,150	13,000	12,450	12,350	<b>75,700</b>
23	225	RADOVESNICKY Daniel	CZE	13,350	12,350	11,800	12,400	10,750	13,100	<b>73,750</b>
24	274	VAN TIENDEREN Bryan	NED				12,550			<b>12,550</b>







Gymnastics



**EUROPEAN YOUTH OLYMPIC FESTIVAL  
TRABZON 2011**

**RESULTS  
WOMEN'S ALL-AROUND FINAL**

Rank	Bib	Name	NOC Code					Total
1	66	IODACHE Larissa	ROU	13,550	14,250	15,150	14,600	57,550
2	47	FASANA Erika	ITA	14,200	13,300	14,100	13,850	55,450
3	48	MENEGHINI Elisa	ITA	13,400	13,700	13,850	13,850	54,800
4	68	SHELGUNOVA Evgeniya	RUS	14,000	12,900	14,200	13,650	54,750
5	67	RODIONOVA Anna	RUS	13,500	13,900	12,950	13,500	53,850
6	26	KUHM Anne	FRA	13,500	13,700	13,500	13,050	53,750
7	28	JUPP Gabrielle	GBR	13,400	12,550	13,850	13,500	53,300
8	8	GRAND RY Terri	BEL	13,600	13,150	12,650	13,400	52,800
9	87	SANKOVA Khrystyna	UKR	13,100	13,350	12,600	13,500	52,550
10	53	TOP Lisa	NED	13,250	13,250	12,500	13,450	52,450
11	85	LIUBYTSKA Daryna	UKR	13,400	13,350	13,150	12,550	52,450
12	39	MAKRA Noemi	HUN	13,100	13,700	12,450	13,000	52,250
13	29	CAIG Abigail	GBR	13,300	11,350	14,100	13,350	52,100
14	33	SCHEDER Sophie	GER	12,900	13,850	12,500	12,600	51,850
15	38	JELENCICS Dorina	HUN	13,750	12,700	12,550	12,850	51,850
16	31	AKYOL Cagla	GER	12,350	13,050	12,900	12,900	51,200
17	65	GHEORGHE Georgiana	ROU	12,550	13,000	13,450	12,050	51,050
18	75	SCHULTE Laura	SUI	13,300	12,450	11,500	12,700	49,950
19	54	NETTEB Chantysya	NED	13,300	12,150	12,100	12,250	49,800
20	27	THOBIE Doriane	FRA	12,900	13,300	9,950	13,450	49,600
21	81	RUMBUTIS Julia	SWE	13,300	12,300	12,650	11,350	49,600
22	74	METZGER Sara	SUI	12,700	12,400	11,700	11,850	48,650
23	4	JOCHUM Olivia	AUT	12,650	10,800	12,050	12,950	48,450
24	10	FIADUTSIK Katsiaryna	BLR	12,550	10,750	11,450	12,050	46,800







Gymnastics



## RESULTS

### WOMEN'S TEAM COMPETITION

Rank	NOC					Pen.	Total
1	ITA - Italy	(1) 28.350	(1) 27.400	(2) 28.200	(3) 27.000		110.950
2	ROU - Romania	(4) 27.450	(4) 26.000	(1) 29.250	(1) 27.850		110.550
3	GER - Germany	(2) 27.850	(3) 26.600	(4) 26.900	(8) 26.050		107.400
4	RUS - Russia	(3) 27.700	(6) 25.900	(7) 25.650	(2) 27.150		106.400
5	FRA - France	(10) 26.550	(2) 26.600	(3) 27.100	(7) 26.100		106.350
6	BEL - Belgium	(5) 27.450	(7) 25.400	(11) 25.000	(5) 26.350		104.200
7	GBR - Great Britain	(6) 27.150	(12) 24.200	(5) 26.100	(4) 26.600		104.050
8	UKR - Ukraine	(7) 27.100	(9) 24.900	(10) 25.300	(6) 26.350		103.650
9	NED - Netherlands	(8) 26.700	(8) 25.350	(8) 25.450	(10) 25.550		103.050
10	HUN - Hungary	(12) 26.150	(5) 26.000	(12) 24.500	(11) 25.450		102.100
11	BLR - Belarus	(13) 25.950	(10) 24.750	(6) 25.800	(14) 24.900		101.400
12	SUI - Switzerland	(11) 26.400	(11) 24.550	(14) 23.350	(13) 25.000		99.300
13	SWE - Sweden	(9) 26.600	(15) 19.950	(9) 25.400	(9) 25.700		97.650
14	AUT - Austria	(14) 25.300	(14) 20.500	(19) 22.450	(12) 25.200		93.450
15	GRE - Greece	(16) 25.000	(13) 21.600	(16) 23.000	(18) 23.050		92.650
16	POL - Poland	(18) 24.550	(17) 19.500	(13) 24.500	(21) 22.950		91.500
17	FIN - Finland	(17) 25.000	(18) 19.250	(15) 23.250	(19) 23.000		90.500
18	IRL - Ireland	(22) 23.850	(19) 18.650	(18) 22.550	(17) 23.500		88.550
19	CZE - Czech Republic	(21) 24.100	(21) 17.750	(17) 22.850	(16) 23.800		88.500
20	LAT - Latvia	(15) 25.300	(16) 19.550	(22) 20.650	(22) 22.900		88.400
21	ISL - Iceland	(20) 24.250	(20) 18.200	(20) 21.350	(15) 23.850		87.650
22	DEN - Denmark	(19) 24.350	(22) 15.500	(21) 20.700	(20) 23.000		83.550
23	TUR - Turkey	(23) 21.400	(23) 15.400	(23) 20.500	(23) 20.250		77.550





Gymnastics



## RESULTS

### WOMEN'S QUALIFICATIONS FOR CII

Rank	Bib	Name						Total	
1	66	IODACHE Larissa	ROU	14,450	13,450	15,500	14,400	<b>57,800</b>	Q
2	47	FASANA Erika	ITA	14,700	13,600	13,500	13,500	<b>55,300</b>	Q
3	48	MENEGHINI Elisa	ITA	13,650	13,800	13,750	13,500	<b>54,700</b>	Q
4	67	RODIONOVA Anna	RUS	13,550	13,200	13,700	13,650	<b>54,100</b>	Q
5	46	DEAGOSTINI Francesca	ITA	12,950	13,200	14,450	13,400	<b>54,000</b>	
6	26	KUHM Anne	FRA	13,550	13,250	13,850	13,250	<b>53,900</b>	Q
7	28	JUPP Gabrielle	GBR	13,400	12,800	13,400	13,350	<b>52,950</b>	Q
8	85	LIUBYTSKA Daryna	UKR	13,550	13,350	13,200	12,800	<b>52,900</b>	Q
9	33	SCHEDER Sophie	GER	13,050	14,150	13,300	12,000	<b>52,500</b>	Q
10	68	SHELGUNOVA Evgeniya	RUS	14,150	12,700	11,950	13,500	<b>52,300</b>	Q
11	65	GHEORGHE Georgiana	ROU	12,550	12,550	13,750	13,400	<b>52,250</b>	Q
12	53	TOP Lisa	NED	13,450	12,950	12,900	12,750	<b>52,050</b>	Q
13	31	AKYOL Cagla	GER	13,000	12,450	13,600	12,950	<b>52,000</b>	Q
14	8	GRAND RY Terri	BEL	13,700	12,550	12,200	13,450	<b>51,900</b>	Q
15	27	THOBIE Doriane	FRA	12,950	13,350	12,500	12,650	<b>51,450</b>	Q
16	64	BALEA Maria	ROU	13,000	10,950	13,700	13,450	<b>51,100</b>	
17	29	CAIG Abigail	GBR	13,750	11,400	12,700	13,250	<b>51,100</b>	Q
18	39	MAKRA Noemi	HUN	12,150	13,400	13,150	12,400	<b>51,100</b>	Q
19	32	BERGER Janine	GER	14,800	11,200	11,900	13,100	<b>51,000</b>	
20	54	NETTEB Chantysa	NED	13,250	12,400	12,500	12,800	<b>50,950</b>	Q
21	25	CORMORECHE Manon	FRA	13,000	11,600	13,250	12,850	<b>50,700</b>	
22	10	FIADUTSIK Katsiaryna	BLR	12,900	12,400	13,250	12,000	<b>50,550</b>	Q
23	87	SANKOVA Khrystyna	UKR	13,550	10,700	12,100	13,550	<b>49,900</b>	Q
24	38	JELENCSICS Dorina	HUN	13,650	12,600	10,350	13,050	<b>49,650</b>	Q
25	81	RUMBUTIS Julia	SWE	13,500	9,650	13,050	13,300	<b>49,500</b>	Q
26	75	SCHULTE Laura	SUI	13,300	12,350	11,150	12,700	<b>49,500</b>	Q
27	4	JOCHUM Olivia	AUT	12,900	10,750	12,700	13,100	<b>49,450</b>	Q
28	74	METZGER Sara	SUI	13,100	11,750	12,200	12,300	<b>49,350</b>	Q
29	11	MIKLASHEVICH Anastasiya	BLR	13,050	11,350	11,800	12,900	<b>49,100</b>	R
30	9	RABAUT Ellen	BEL	13,750	9,250	12,800	12,900	<b>48,700</b>	R
31	52	BATS Elise	NED	12,800	11,150	12,550	12,200	<b>48,700</b>	
32	7	DEJARDIN Johanna	BEL	13,500	12,850	10,600	11,700	<b>48,650</b>	
33	61	MARTINS Filipa	POR	12,800	12,050	11,600	12,150	<b>48,600</b>	R
34	59	ELAND Martyna	POL	12,950	11,350	11,750	12,100	<b>48,150</b>	R



Gymnastics



**RESULTS**  
**WOMEN'S QUALIFICATIONS FOR CII**

Rank	Bib	Name						Total
35	73	BARLOGGIO Caterina	SUI	12,700	12,200	10,950	12,200	48,050
36	69	SIDOROVA Kristi	RUS	13,550	11,000	12,000	11,200	47,750
37	79	VANSTROEM Nicole	SWE	13,100	10,300	12,100	12,150	47,650
38	12	YEKIMENKA Anastasiya	BLR	11,600	12,350	12,550	11,150	47,650
39	50	GRISANE Valerija	LAT	13,150	10,600	11,100	12,700	47,550
40	30	ROMAEO Angel	GBR	12,350	10,850	11,450	12,900	47,550
41	80	ROTHER Ida	SWE	13,000	9,250	12,350	12,400	47,000
42	76	MOKOSOVA Barbora	SVK	12,550	9,500	12,500	12,100	46,650
43	86	ROMANCHUK Iryna	UKR	12,150	11,550	10,450	11,900	46,050
44	34	CHRISTOFILAKI Myropi	GRE	12,350	10,250	12,450	10,950	46,000
45	37	AL-SALTY Dalia	HUN	12,500	10,600	11,350	11,450	45,900
46	23	KOKKONEN Miina	FIN	12,600	10,150	11,350	11,350	45,450
47	24	LEINONEN Maija	FIN	12,400	9,100	11,900	11,650	45,050
48	55	MUNKVOLD Nora	NOR	12,350	9,650	11,500	11,100	44,600
49	41	STRAWBRIDGE Sarah	IRL	11,700	10,650	10,450	11,600	44,400
50	40	MC PEAK India	IRL	12,150	8,000	12,100	11,900	44,150
51	17	OCHYNSKA Tereza	CZE	11,800	10,250	11,400	10,550	44,000
52	36	SIMOU Maria	GRE	12,650	8,650	10,550	12,100	43,950
53	45	OLAFSDOTTIR Hildur	ISL	12,300	8,900	10,600	12,100	43,900
54	43	JOSEPSDOTTIR Freyja	ISL	11,950	9,300	10,750	11,750	43,750
55	5	MAENNERSDORFER Marlies	AUT	12,400	9,750	9,750	11,650	43,550
56	21	TOTH Fanni	DEN	12,050	8,300	10,900	11,200	42,450
57	18	SCHUSTEROVA Tereza	CZE	12,300	7,500	10,350	11,850	42,000
58	22	DARLINGTON Julia	FIN	12,250	8,650	10,200	10,800	41,900
59	16	CHALUPOVA Natalie	CZE	11,000	7,450	11,450	11,950	41,850
60	35	PLYTA Evangelia	GRE	11,750	11,350	8,850	9,800	41,750
61	70	RAJCIC Aleksandra	SRB	11,950	9,400	9,050	10,600	41,000
62	49	VINNICKA Anastasija	LAT	12,150	8,950	9,550	10,200	40,850
63	58	CZYK Karolina	POL	11,200	8,150	9,750	10,850	39,950
64	20	EL DABAGH Sarah Sanaya	DEN	12,300	7,200	8,400	11,800	39,700
65	60	NAJMARK Kinga	POL	11,600	4,850	12,750	10,250	39,450
66	1	TADEVOSYAN Anahit	ARM	11,850	5,700	9,300	10,150	37,000
67	84	TEMIZEL Fatma	TUR	10,150	6,350	10,600	9,800	36,900
68	19	JOERGENSEN Signe	DEN	11,150	6,450	9,800	8,600	36,000







Gymnastics

TRABZON2011 11<sup>TH</sup> EUROPEAN YOUTH OLYMPIC FESTIVAL  
AVRUPA GENÇLİK OLİMPİK OYUNLARI



## RESULTS

### WOMEN'S QUALIFICATIONS FOR CII


Rank	Bib	Name						Total
69	82	MAMIKOGLU Zeynep	TUR	11,250	3,300	9,900	10,450	34,900
70	6	METZLER Elena	AUT	12,400		9,500	12,100	34,000
71	13	KAJIC Ema	CRO	13,400				13,400
72	83	KAS Nida	TUR		9,050			9,050



Gymnastics



## RESULTS CI WOMEN'S VAULT



Rank	Bib	Name	NOC	D Score	E Score	Pen.	Total
1.	32	BERGER Janine	GER	6,30	8.50		14.800
2.	47	FASANA Erika	ITA	5,80	8.90		14.700
3.	66	IORDACHE Larissa	ROU	5,80	8.65		14.450
4.	68	SHELGUNOVA Evgeniya	RUS	5,80	8.35		14.150
5.	29	CAIG Abigail	GBR	5,00	8.75		13.750
6.	9	RABAUT Ellen	BEL	5,00	8.75		13.750
7.	8	GRAND RY Terri	BEL	5,00	8.70		13.700
8.	38	JELENCSICS Dorina	HUN	5,00	8.65		13.650
9.	48	MENEGHINI Elisa	ITA	5,00	8.65		13.650
10.	26	KUHM Anne	FRA	5,00	8.55		13.550
10.	85	LIUBYTSKA Daryna	UKR	5,00	8.55		13.550
10.	69	SIDOROVA Kristi	RUS	5,00	8.55		13.550
10.	87	SANKOVA Khrystyna	UKR	5,00	8.55		13.550
14.	67	RODIONOVA Anna	RUS	5,00	8.55		13.550
15.	7	DEJARDIN Johanna	BEL	5,00	8.50		13.500
16.	81	RUMBUTIS Julia	SWE	5,00	8.50		13.500
17.	53	TOP Lisa	NED	5,00	8.45		13.450
18.	13	KAJIC Ema	CRO	5,00	8.50	0.10	13.400
19.	28	JUPP Gabrielle	GBR	5,00	8.40		13.400
20.	75	SCHULTE Laura	SUI	5,00	8.40	0.10	13.300
21.	54	NETTEB Chantysya	NED	5,20	8.35	0.30	13.250
22.	50	GRISANE Valerija	LAT	4,60	8.55		13.150
23.	74	METZGER Sara	SUI	4,60	8.50		13.100
24.	79	VANSTROEM Nicole	SWE	5,00	8.10		13.100
25.	33	SCHEDER Sophie	GER	4,40	8.65		13.050
26.	11	MIKLASHEVICH Anastasiya	BLR	4,60	8.45		13.050
27.	31	AKYOL Cagla	GER	5,00	8.10	0.10	13.000
27.	25	CORMORECHE Manon	FRA	4,60	8.40		13.000
29.	80	ROTHER Ida	SWE	4,80	8.20		13.000
30.	64	BALEA Maria	ROU	5,20	7.90	0.10	13.000
31.	46	DEAGOSTINI Francesca	ITA	5,00	7.95		12.950
31.	27	THOBIE Doriane	FRA	4,60	8.35		12.950
33.	59	ELAND Martyna	POL	4,80	8.15		12.950

Data service provided by France Promo Gym - [www.francepromogym.com](http://www.francepromogym.com)

Heure: 10:10  
Date: 28-07-2011  
Page: 1 / 3






Gymnastics



## RESULTS CI WOMEN'S VAULT



Rank	Bib	Name	NOC	D Score	E Score	Pen.	Total
34.	10	FIADUTSIK Katsiaryna	BLR	4,40	8.50		12.900
34.	4	JOCHUM Olivia	AUT	4,40	8.50		12.900
36.	52	BATS Elise	NED	4,80	8.10	0.10	12.800
37.	61	MARTINS Filipa	POR	4,40	8.40		12.800
38.	73	BARLOGGIO Caterina	SUI	4,40	8.30		12.700
39.	36	SIMOU Maria	GRE	4,40	8.25		12.650
40.	23	KOKKONEN Miina	FIN	4,20	8.40		12.600
41.	65	GHEORGHE Georgiana	ROU	4,60	8.25	0.30	12.550
42.	76	MOKOSOVA Barbora	SVK	4,40	8.15		12.550
43.	37	AL-SALTY Dalia	HUN	4,40	8.10		12.500
44.	24	LEINONEN Maija	FIN	4,20	8.20		12.400
44.	5	MAENNERSDORFER Marlies	AUT	4,20	8.20		12.400
44.	6	METZLER Elena	AUT	4,40	8.00		12.400
47.	34	CHRISTOFILAKI Myropi	GRE	5,00	7.65	0.30	12.350
48.	30	ROMAEO Angel	GBR	4,40	7.95		12.350
48.	55	MUNKVOLD Nora	NOR	4,20	8.15		12.350
50.	20	EL DABAGH Sarah Sanaya	DEN	4,20	8.10		12.300
51.	18	SCHUSTEROVA Tereza	CZE	4,20	8.10		12.300
51.	45	OLAFSDOTTIR Hildur	ISL	4,40	7.90		12.300
53.	22	DARLINGTON Julia	FIN	4,20	8.05		12.250
54.	39	MAKRA Noemi	HUN	5,00	7.15		12.150
55.	86	ROMANCHUK Iryna	UKR	5,00	7.15		12.150
56.	49	VINNICKA Anastasija	LAT	4,20	7.95		12.150
57.	40	MC PEAK India	IRL	4,20	7.95		12.150
58.	21	TOTH Fanni	DEN	4,20	7.85		12.050
59.	43	JOSEPSDOTTIR Freyja	ISL	4,40	7.55		11.950
60.	70	RAJCIC Aleksandra	SRB	4,20	7.75		11.950
61.	1	TDEVOSYAN Anahit	ARM	4,20	7.65		11.850
62.	17	OCHYNSKA Tereza	CZE	4,00	7.80		11.800
63.	35	PLYTA Evangelia	GRE	4,00	7.75		11.750
64.	41	STRAWBRIDGE Sarah	IRL	4,00	7.80	0.10	11.700
65.	60	NAJMARK Kinga	POL	4,40	7.20		11.600
65.	12	YEKIMENKA Anastasiya	BLR	4,60	7.10	0.10	11.600
67.	82	MAMIKOGLU Zeynep	TUR	4,20	7.35	0.30	11.250

Data service provided by France Promo Gym - [www.francepromogym.com](http://www.francepromogym.com)

Heure: 10:10  
Date: 28-07-2011  
Page: 2 / 3








Gymnastics



## RESULTS CI WOMEN'S VAULT




Rank	Bib	Name	NOC	D Score	E Score	Pen.	Total
68.	58	CZYZ Karolina	POL	4,20	7.00		11.200
69.	19	JOERGENSEN Signe	DEN	4,20	6.95		11.150
70.	16	CHALUPOVA Natalie	CZE	4,20	6.90	0.10	11.000
71.	84	TEMIZEL Fatma	TUR	4,00	6.25	0.10	10.150



Gymnastics



RESULTS C1  
WOMEN'S VAULT 2 ATTEMPTS QUALIFICATION



Rank	Bib	Name	NOC	Vault	D Score	E Score	Pen.	Vault Score	Total	
1.	47	FASANA Erika	ITA	1	5,80	8.90		14,700	14.350	Q
		FASANA Erika		2	5,30	8.70		14,000		
2.	32	BERGER Janine	GER	1	6,30	8.50		14,800	14.150	Q
		BERGER Janine		2	5,20	8.30		13,500		
3.	66	IORDACHE Larissa	ROU	1	5,80	8.65		14,450	14.125	Q
		IORDACHE Larissa		2	5,00	8.80		13,800		
4.	68	SHELGUNOVA Evgeniya	RUS	1	5,80	8.35		14,150	13.825	Q
		SHELGUNOVA Evgeniya		2	5,00	8.50		13,500		
5.	38	JELENCICS Dorina	HUN	1	5,00	8.65		13,650	13.700	Q
		JELENCICS Dorina		2	5,30	8.45		13,750		
6.	29	CAIG Abigail	GBR	1	5,00	8.75		13,750	13.425	Q
		CAIG Abigail		2	4,40	8.70		13,100		
7.	48	MENEGHINI Elisa	ITA	1	5,00	8.65		13,650	13.425	Q
		MENEGHINI Elisa		2	4,40	8.80		13,200		
8.	9	RABAUT Ellen	BEL	1	5,00	8.75		13,750	13.400	Q
		RABAUT Ellen		2	4,40	8.65		13,050		
9.	53	TOP Lisa	NED	1	5,00	8.45		13,450	13.300	R
		TOP Lisa		2	4,60	8.55		13,150		
10.	67	RODIONOVA Anna	RUS	1	5,00	8.55		13,550	13.200	R
		RODIONOVA Anna		2	4,40	8.45		12,850		
11.	81	RUMBUTIS Julia	SWE	1	5,00	8.50		13,500	13.200	R
		RUMBUTIS Julia		2	4,60	8.40	0.10	13,100		
12.	13	KAJIC Ema	CRO	1	5,00	8.50	0.10	13,600	13.100	
		KAJIC Ema		2	4,40	8.40		12,800		
13.	75	SCHULTE Laura	SUI	1	5,00	8.40	0.10	13,500	13.100	
		SCHULTE Laura		2	4,40	8.50		12,900		
14.	28	JUPP Gabrielle	GBR	1	5,00	8.40		13,400	13.050	
		JUPP Gabrielle		2	4,60	8.10		12,700		
15.	54	NETTEB Chantysya	NED	1	5,20	8.35	0.30	13,850	13.050	
		NETTEB Chantysya		2	4,60	8.35	0.10	13,050		
16.	50	GRISANE Valerija	LAT	1	4,60	8.55		13,150	13.050	
		GRISANE Valerija		2	4,60	8.35		12,950		

Data service provided by France Promo Gym - [www.francepromogym.com](http://www.francepromogym.com)

Heure: 11:07  
Date: 28-07-2011  
Page: 1 / 4






Gymnastics



RESULTS C1  
WOMEN'S VAULT 2 ATTEMPTS QUALIFICATION



Rank	Bib	Name	NOC	Vault	D Score	E Score	Pen.	Vault Score	Total
17.	11	MIKLASHEVICH Anastasiya	BLR	1	4,60	8.45		13,050	13.000
		MIKLASHEVICH Anastasiya		2	4,40	8.55		12,950	
18.	80	ROTHER Ida	SWE	1	4,80	8.20		13,000	12.925
		ROTHER Ida		2	4,40	8.45		12,850	
19.	64	BALEA Maria	ROU	1	5,20	7.90	0.10	13,200	12.725
		BALEA Maria		2	4,20	8.25		12,450	
20.	79	VANSTROEM Nicole	SWE	1	5,00	8.10		13,100	12.675
		VANSTROEM Nicole		2	4,40	7.85		12,250	
21.	59	ELAND Martyna	POL	1	4,80	8.15		12,950	12.675
		ELAND Martyna		2	4,20	8.20		12,400	
22.	39	MAKRA Noemi	HUN	1	5,00	7.15		12,150	12.625
		MAKRA Noemi		2	4,60	8.50		13,100	
23.	61	MARTINS Filipa	POR	1	4,40	8.40		12,800	12.600
		MARTINS Filipa		2	3,80	8.60		12,400	
24.	65	GHEORGHE Georgiana	ROU	1	4,60	8.25	0.30	13,150	12.550
		GHEORGHE Georgiana		2	4,40	8.25	0.10	12,750	
25.	86	ROMANCHUK Iryna	UKR	1	5,00	7.15		12,150	12.500
		ROMANCHUK Iryna		2	4,60	8.25		12,850	
26.	34	CHRISTOFILAKI Myropi	GRE	1	5,00	7.65	0.30	12,950	12.500
		CHRISTOFILAKI Myropi		2	4,40	8.25		12,650	
27.	20	EL DABAGH Sarah Sanaya	DEN	1	4,20	8.10		12,300	12.300
		EL DABAGH Sarah Sanaya		2	4,00	8.30		12,300	
28.	43	JOSEPSDOTTIR Freyja	ISL	1	4,40	7.55		11,950	12.250
		JOSEPSDOTTIR Freyja		2	4,60	7.95		12,550	
29.	40	MC PEAK India	IRL	1	4,20	7.95		12,150	12.050
		MC PEAK India		2	4,00	7.95		11,950	
30.	76	MOKOSOVA Barbora	SVK	1	4,40	8.15		12,550	11.975
		MOKOSOVA Barbora		2	4,40	7.00		11,400	
31.	23	KOKKONEN Miina	FIN	1	4,20	8.40		12,600	11.950
		KOKKONEN Miina		2	4,00	7.30		11,300	
32.	21	TOTH Fanni	DEN	1	4,20	7.85		12,050	11.725
		TOTH Fanni		2	4,00	7.40		11,400	

Data service provided by France Promo Gym - www.francepromogym.com

Heure: 11:07  
Date: 28-07-2011  
Page: 2 / 4






Gymnastics



RESULTS C1  
WOMEN'S VAULT 2 ATTEMPTS QUALIFICATION



Rank	Bib	Name	NOC	Vault	D Score	E Score	Pen.	Vault Score	Total
33.	41	STRAWBRIDGE Sarah	IRL	1	4,00	7.80	0.10	11,900	11.700
		STRAWBRIDGE Sarah		2	3,80	7.90		11,700	
34.	58	CZYK Karolina	POL	1	4,20	7.00		11,200	11.275
		CZYK Karolina		2	4,40	6.95		11,350	
35.	19	JOERGENSEN Signe	DEN	1	4,20	6.95		11,150	11.150
		JOERGENSEN Signe		2	4,40	6.75		11,150	
36.	8	GRAND RY Terri	BEL	1	5,00	8.70		13,700	
37.	26	KUHM Anne	FRA	1	5,00	8.55		13,550	
37.	87	SANKOVA Khrystyna	UKR	1	5,00	8.55		13,550	
37.	85	LIUBYTSKA Daryna	UKR	1	5,00	8.55		13,550	
37.	69	SIDOROVA Kristi	RUS	1	5,00	8.55		13,550	
41.	7	DEJARDIN Johanna	BEL	1	5,00	8.50		13,500	
42.	74	METZGER Sara	SUI	1	4,60	8.50		13,100	
43.	33	SCHEDER Sophie	GER	1	4,40	8.65		13,050	
44.	31	AKYOL Cagla	GER	1	5,00	8.10	0.10	13,200	
44.	25	CORMORECHE Manon	FRA	1	4,60	8.40		13,000	
46.	27	THOBIE Doriane	FRA	1	4,60	8.35		12,950	
46.	46	DEAGOSTINI Francesca	ITA	1	5,00	7.95		12,950	
48.	4	JOCHUM Olivia	AUT	1	4,40	8.50		12,900	
48.	10	FIADUTSIK Katsiaryna	BLR	1	4,40	8.50		12,900	
50.	52	BATS Elise	NED	1	4,80	8.10	0.10	13,000	
51.	73	BARLOGGIO Caterina	SUI	1	4,40	8.30		12,700	
52.	36	SIMOU Maria	GRE	1	4,40	8.25		12,650	
53.	37	AL-SALTY Dalia	HUN	1	4,40	8.10		12,500	
54.	24	LEINONEN Maija	FIN	1	4,20	8.20		12,400	
54.	5	MAENNERSDORFER Marlies	AUT	1	4,20	8.20		12,400	
54.	6	METZLER Elena	AUT	1	4,40	8.00		12,400	
57.	55	MUNKVOLD Nora	NOR	1	4,20	8.15		12,350	
57.	30	ROMAEO Angel	GBR	1	4,40	7.95		12,350	
59.	18	SCHUSTEROVA Tereza	CZE	1	4,20	8.10		12,300	
59.	45	OLAFSDOTTIR Hildur	ISL	1	4,40	7.90		12,300	
61.	22	DARLINGTON Julia	FIN	1	4,20	8.05		12,250	

Data service provided by France Promo Gym - www.francepromogym.com

Heure: 11:07  
Date: 28-07-2011  
Page: 3 / 4






Gymnastics

TRABZON2011 11<sup>TH</sup> EUROPEAN YOUTH OLYMPIC FESTIVAL  
AVRUPA GENÇLİK OLİMPİK OYUNLARI



## RESULTS C1 WOMEN'S VAULT 2 ATTEMPTS QUALIFICATION



Rank	Bib	Name	NOC	Vault	D Score	E Score	Pen.	Vault Score	Total
62.	49	VINNICKA Anastasija	LAT	1	4,20	7.95		12,150	
63.	70	RAJCIC Aleksandra	SRB	1	4,20	7.75		11,950	
64.	1	TDEVOSYAN Anahit	ARM	1	4,20	7.65		11,850	
65.	17	OCHYNSKA Tereza	CZE	1	4,00	7.80		11,800	
66.	35	PLYTA Evangelia	GRE	1	4,00	7.75		11,750	
67.	60	NAJMARK Kinga	POL	1	4,40	7.20		11,600	
67.	12	YEKIMENKA Anastasiya	BLR	1	4,60	7.10	0.10	11,800	
69.	82	MAMIKOGLU Zeynep	TUR	1	4,20	7.35	0.30	11,850	
70.	16	CHALUPOVA Natalie	CZE	1	4,20	6.90	0.10	11,200	
71.	84	TEMIZEL Fatma	TUR	1	4,00	6.25	0.10	10,350	

Data service provided by France Promo Gym - [www.francepromogym.com](http://www.francepromogym.com)

Heure: 11:07  
Date: 28-07-2011  
Page: 4 / 4






Gymnastics



## RESULTS WOMEN'S UNEVEN BARS QUALIFICATION



Rank	Bib	Name	NOC	D Score	E Score	Pen.	Total	
1.	33	SCHEDER Sophie	GER	5,80	8,35		14.150	Q
2.	48	MENEGHINI Elisa	ITA	5,20	8,60		13.800	Q
3.	47	FASANA Erika	ITA	5,20	8,40		13.600	Q
4.	66	IORDACHE Larissa	ROU	5,80	7,65		13.450	Q
5.	39	MAKRA Noemi	HUN	5,10	8,30		13.400	Q
6.	27	THOBIE Doriane	FRA	5,30	8,05		13.350	Q
7.	85	LIUBYTSKA Daryna	UKR	5,40	7,95		13.350	Q
8.	26	KUHM Anne	FRA	5,20	8,05		13.250	Q
9.	46	DEAGOSTINI Francesca	ITA	5,30	7,90		13.200	
10.	67	RODIONOVA Anna	RUS	5,60	7,60		13.200	R
11.	53	TOP Lisa	NED	5,40	7,55		12.950	R
12.	7	DEJARDIN Johanna	BEL	5,10	7,75		12.850	R
13.	28	JUPP Gabrielle	GBR	4,90	7,90		12.800	
14.	68	SHELGUNOVA Evgeniya	RUS	5,70	7,00		12.700	
15.	38	JELENCICS Dorina	HUN	5,10	7,50		12.600	
16.	65	GHEORGHE Georgiana	ROU	5,10	7,45		12.550	
17.	8	GRAND RY Terri	BEL	5,40	7,15		12.550	
18.	31	AKYOL Cagla	GER	5,50	6,95		12.450	
19.	10	FIADUTSIK Katsiaryna	BLR	4,70	7,70		12.400	
20.	54	NETTEB Chantysya	NED	4,80	7,60		12.400	
21.	75	SCHULTE Laura	SUI	5,10	7,25		12.350	
22.	12	YEKIMENKA Anastasiya	BLR	4,20	8,15		12.350	
23.	73	BARLOGGIO Caterina	SUI	4,90	7,30		12.200	
24.	61	MARTINS Filipa	POR	5,10	6,95		12.050	
25.	74	METZGER Sara	SUI	4,70	7,05		11.750	
26.	25	CORMORECHE Manon	FRA	5,00	6,60		11.600	
27.	86	ROMANCHUK Iryna	UKR	4,80	6,75		11.550	
28.	29	CAIG Abigail	GBR	4,30	7,10		11.400	
29.	11	MIKLASHEVICH Anastasiya	BLR	5,00	6,35		11.350	
30.	59	ELAND Martyna	POL	4,80	6,55		11.350	
31.	35	PLYTA Evangelia	GRE	5,30	6,05		11.350	
32.	32	BERGER Janine	GER	4,60	6,60		11.200	
33.	52	BATS Elise	NED	5,00	6,15		11.150	
34.	69	SIDOROVA Kristi	RUS	4,70	6,30		11.000	

Data service provided by France Promo Gym - [www.francepromogym.com](http://www.francepromogym.com)

Heure: 21:21  
Date: 27-07-2011  
Page: 1 / 3






Gymnastics



## RESULTS WOMEN'S UNEVEN BARS QUALIFICATION



Rank	Bib	Name	NOC	D Score	E Score	Pen.	Total
35.	64	BALEA Maria	ROU	4,40	6,55		10.950
36.	30	ROMAEO Angel	GBR	4,70	6,15		10.850
37.	4	JOCHUM Olivia	AUT	4,20	6,55		10.750
38.	87	SANKOVA Khrystyna	UKR	5,20	5,50		10.700
39.	41	STRAWBRIDGE Sarah	IRL	4,20	6,45		10.650
40.	50	GRISANE Valerija	LAT	3,50	7,10		10.600
41.	37	AL-SALTY Dalia	HUN	4,10	6,50		10.600
42.	79	VANSTROEM Nicole	SWE	4,60	5,70		10.300
43.	34	CHRISTOFILAKI Myropi	GRE	4,80	5,45		10.250
44.	17	OCHYNSKA Tereza	CZE	4,10	6,15		10.250
45.	23	KOKKONEN Miina	FIN	2,50	7,65		10.150
46.	5	MAENNERSDORFER Marlies	AUT	2,40	7,35		9.750
47.	81	RUMBUTIS Julia	SWE	5,00	4,65		9.650
48.	55	MUNKVOLD Nora	NOR	3,10	6,55		9.650
49.	76	MOKOSOVA Barbora	SVK	4,60	4,90		9.500
50.	70	RAJCIC Aleksandra	SRB	3,20	6,20		9.400
51.	43	JOSEPSDOTTIR Freyja	ISL	2,40	6,90		9.300
52.	9	RABAUT Ellen	BEL	3,90	5,35		9.250
53.	80	ROTHE Ida	SWE	4,10	5,15		9.250
54.	24	LEINONEN Maija	FIN	3,40	5,70		9.100
55.	83	KAS Nida	TUR	1,50	7,55		9.050
56.	49	VINNICKA Anastasija	LAT	2,00	6,95		8.950
57.	45	OLAFSDOTTIR Hildur	ISL	2,70	6,20		8.900
58.	36	SIMOU Maria	GRE	4,20	4,45		8.650
59.	22	DARLINGTON Julia	FIN	3,20	5,45		8.650
60.	21	TOTH Fanni	DEN	1,90	6,40		8.300
61.	58	CZYK Karolina	POL	2,20	5,95		8.150
62.	40	MC PEAK India	IRL	4,00	4,00		8.000
63.	18	SCHUSTEROVA Tereza	CZE	3,70	3,80		7.500
64.	16	CHALUPOVA Natalie	CZE	3,20	4,25		7.450
65.	20	EL DABAGH Sarah Sanaya	DEN	1,50	5,70		7.200
66.	19	JOERGENSEN Signe	DEN	1,50	4,95		6.450
67.	84	TEMIZEL Fatma	TUR	2,70	3,65		6.350
68.	1	TAEVOSYAN Anahit	ARM	2,80	2,90		5.700

Data service provided by France Promo Gym - [www.francepromogym.com](http://www.francepromogym.com)

Heure: 21:21  
Date: 27-07-2011  
Page: 2 / 3






Gymnastics



## RESULTS WOMEN'S UNEVEN BARS QUALIFICATION



Rank	Bib	Name	NOC	D Score	E Score	Pen.	Total
69.	60	NAJMARK Kinga	POL	1,80	3,05		4.850
70.	82	MAMIKOGLU Zeynep	TUR	1,30	2,00		3.300

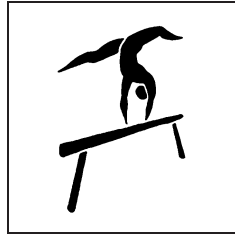




Gymnastics



RESULTS C1  
WOMEN'S BEAM QUALIFICATION



Rank	Bib	Name	NOC	D Score	E Score	Pen.	Total	
1.	66	IORDACHE Larissa	ROU	6,50	9.00		15.500	Q
2.	46	DEAGOSTINI Francesca	ITA	5,80	8.65		14.450	Q
3.	26	KUHM Anne	FRA	5,50	8.35		13.850	Q
4.	65	GHEORGHE Georgiana	ROU	5,30	8.45		13.750	Q
5.	48	MENEGHINI Elisa	ITA	5,40	8.35		13.750	Q
6.	67	RODIONOVA Anna	RUS	5,50	8.20		13.700	Q
7.	64	BALEA Maria	ROU	5,80	7.90		13.700	
8.	31	AKYOL Cagla	GER	5,80	7.80		13.600	Q
9.	47	FASANA Erika	ITA	5,30	8.20		13.500	
10.	28	JUPP Gabrielle	GBR	5,80	7.60		13.400	Q
11.	33	SCHEDER Sophie	GER	5,20	8.10		13.300	R
12.	25	CORMORECHE Manon	FRA	5,10	8.15		13.250	R
13.	10	FIADUTSIK Katsiaryna	BLR	4,90	8.35		13.250	R
14.	85	LIUBYTSKA Daryna	UKR	5,60	7.60		13.200	
15.	39	MAKRA Noemi	HUN	5,20	7.95		13.150	
16.	81	RUMBUTIS Julia	SWE	5,20	7.85		13.050	
17.	53	TOP Lisa	NED	5,20	7.70		12.900	
18.	9	RABAUT Ellen	BEL	4,80	8.00		12.800	
19.	60	NAJMARK Kinga	POL	4,80	7.95		12.750	
20.	29	CAIG Abigail	GBR	5,70	7.00		12.700	
21.	4	JOCHUM Olivia	AUT	4,80	7.90		12.700	
22.	52	BATS Elise	NED	4,60	7.95		12.550	
23.	12	YEKIMENKA Anastasiya	BLR	4,70	7.85		12.550	
24.	54	NETTEB Chantyscha	NED	4,50	8.00		12.500	
25.	27	THOBIE Doriane	FRA	4,90	7.60		12.500	
26.	76	MOKOSOVA Barbora	SVK	4,90	7.60		12.500	
27.	34	CHRISTOFILAKI Myropi	GRE	5,00	7.45		12.450	
28.	80	ROTHER Ida	SWE	4,70	7.65		12.350	
29.	8	GRAND RY Terri	BEL	4,90	7.30		12.200	
30.	74	METZGER Sara	SUI	4,70	7.50		12.200	
31.	87	SANKOVA Khrystyna	UKR	5,20	6.90		12.100	
32.	40	MC PEAK India	IRL	5,10	7.00		12.100	
33.	79	VANSTROEM Nicole	SWE	4,70	7.40		12.100	
34.	69	SIDOROVA Kristi	RUS	4,50	7.50		12.000	

Data service provided by France Promo Gym - [www.francepromogym.com](http://www.francepromogym.com)

Heure: 16:39  
Date: 28-07-2011  
Page: 1 / 3

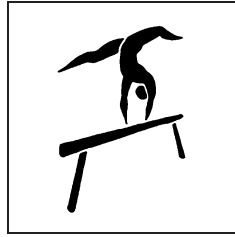




Gymnastics



RESULTS C1  
WOMEN'S BEAM QUALIFICATION



Rank	Bib	Name	NOC	D Score	E Score	Pen.	Total
35.	68	SHELGUNOVA Evgeniya	RUS	4,70	7.25		11.950
36.	32	BERGER Janine	GER	4,90	7.00		11.900
37.	24	LEINONEN Maija	FIN	4,70	7.20		11.900
38.	11	MIKLASHEVICH Anastasiya	BLR	4,70	7.10		11.800
39.	59	ELAND Martyna	POL	4,40	7.35		11.750
40.	61	MARTINS Filipa	POR	5,20	6.40		11.600
41.	55	MUNKVOLD Nora	NOR	4,60	6.90		11.500
42.	30	ROMAEO Angel	GBR	5,30	6.15		11.450
43.	16	CHALUPOVA Natalie	CZE	4,20	7.25		11.450
44.	17	OCHYNSKA Tereza	CZE	4,60	6.80		11.400
45.	23	KOKKONEN Miina	FIN	4,40	6.95		11.350
46.	37	AL-SALTY Dalia	HUN	4,80	6.55		11.350
47.	75	SCHULTE Laura	SUI	4,80	6.35		11.150
48.	50	GRISANE Valerija	LAT	5,20	5.90		11.100
49.	73	BARLOGGIO Caterina	SUI	4,70	6.25		10.950
50.	21	TOTH Fanni	DEN	4,30	6.60		10.900
51.	43	JOSEPSDOTTIR Freyja	ISL	4,30	6.45		10.750
52.	45	OLAFSDOTTIR Hildur	ISL	4,50	6.10		10.600
53.	7	DEJARDIN Johanna	BEL	5,40	5.20		10.600
54.	84	TEMIZEL Fatma	TUR	4,00	6.60		10.600
55.	36	SIMOU Maria	GRE	4,50	6.05		10.550
56.	86	ROMANCHUK Iryna	UKR	5,00	5.45		10.450
57.	41	STRAWBRIDGE Sarah	IRL	4,10	6.35		10.450
58.	38	JELENCICS Dorina	HUN	4,80	5.55		10.350
59.	18	SCHUSTEROVA Tereza	CZE	3,80	6.55		10.350
60.	22	DARLINGTON Julia	FIN	4,70	5.50		10.200
61.	82	MAMIKOGLU Zeynep	TUR	3,60	6.30		9.900
62.	19	JOERGENSEN Signe	DEN	4,20	5.60		9.800
63.	5	MAENNERSDORFER Marlies	AUT	4,50	5.25		9.750
64.	58	CZYK Karolina	POL	3,70	6.05		9.750
65.	49	VINNICKA Anastasija	LAT	3,80	5.75		9.550
66.	6	METZLER Elena	AUT	5,00	4.50		9.500
67.	1	TDEVOSYAN Anahit	ARM	4,00	5.30		9.300
68.	70	RAJCIC Aleksandra	SRB	3,20	5.85		9.050

Data service provided by France Promo Gym - [www.francepromogym.com](http://www.francepromogym.com)

Heure: 16:39  
Date: 28-07-2011  
Page: 2 / 3

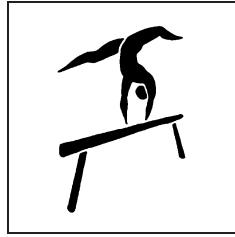




Gymnastics



## RESULTS C1 WOMEN'S BEAM QUALIFICATION




Rank	Bib	Name	NOC	D Score	E Score	Pen.	Total
69.	35	PLYTA Evangelia	GRE	4,90	3.95		8.850
70.	20	EL DABAGH Sarah Sanaya	DEN	3,80	4.60		8.400



Gymnastics



RESULTS C1  
WOMEN'S FLOOR EXERCISE QUALIFICATION



Rank	Bib	Name	NOC	D Score	E Score	Pen.	Total	
1.	66	IORDACHE Larissa	ROU	5,80	8.60		14.400	Q
2.	67	RODIONOVA Anna	RUS	5,30	8.35		13.650	Q
3.	87	SANKOVA Khrystyna	UKR	5,40	8.15		13.550	Q
4.	48	MENEGHINI Elisa	ITA	5,20	8.30		13.500	Q
5.	68	SHELGUNOVA Evgeniya	RUS	5,40	8.10		13.500	Q
6.	47	FASANA Erika	ITA	5,40	8.10		13.500	Q
7.	8	GRAND RY Terri	BEL	5,30	8.15		13.450	Q
8.	64	BALEA Maria	ROU	5,30	8.15		13.450	Q
9.	46	DEAGOSTINI Francesca	ITA	5,40	8.00		13.400	
10.	65	GHEORGHE Georgiana	ROU	5,30	8.10		13.400	
11.	28	JUPP Gabrielle	GBR	5,30	8.05		13.350	R
12.	81	RUMBUTIS Julia	SWE	5,50	7.80		13.300	R
13.	29	CAIG Abigail	GBR	5,20	8.05		13.250	R
14.	26	KUHM Anne	FRA	5,00	8.25		13.250	
15.	32	BERGER Janine	GER	5,30	7.80		13.100	
16.	4	JOCHUM Olivia	AUT	4,90	8.20		13.100	
17.	38	JELENCICS Dorina	HUN	5,40	7.65		13.050	
18.	31	AKYOL Cagla	GER	5,40	7.55		12.950	
19.	11	MIKLASHEVICH Anastasiya	BLR	4,90	8.00		12.900	
20.	9	RABAUT Ellen	BEL	5,10	7.80		12.900	
21.	30	ROMAEO Angel	GBR	5,00	7.90		12.900	
22.	25	CORMORECHE Manon	FRA	4,80	8.05		12.850	
23.	54	NETTEB Chantysya	NED	4,90	7.90		12.800	
23.	85	LIUBYTSKA Daryna	UKR	5,00	7.90	0.10	12.800	
25.	53	TOP Lisa	NED	5,20	7.75	0.20	12.750	
26.	50	GRISANE Valerija	LAT	5,00	7.70		12.700	
27.	75	SCHULTE Laura	SUI	4,90	7.80		12.700	
28.	27	THOBIE Doriane	FRA	5,00	7.75	0.10	12.650	
29.	39	MAKRA Noemi	HUN	4,90	7.60	0.10	12.400	
30.	80	ROTHER Ida	SWE	4,70	7.70		12.400	
31.	74	METZGER Sara	SUI	4,90	7.40		12.300	
32.	52	BATS Elise	NED	4,70	7.50		12.200	
33.	73	BARLOGGIO Caterina	SUI	4,50	7.80	0.10	12.200	
34.	79	VANSTROEM Nicole	SWE	4,80	7.45	0.10	12.150	

Data service provided by France Promo Gym - [www.francepromogym.com](http://www.francepromogym.com)

Heure: 10:20  
Date: 28-07-2011  
Page: 1 / 3






Gymnastics



## RESULTS C1 WOMEN'S FLOOR EXERCISE QUALIFICATION



Rank	Bib	Name	NOC	D Score	E Score	Pen.	Total
35.	61	MARTINS Filipa	POR	4,90	7.35	0.10	12.150
36.	59	ELAND Martyna	POL	5,00	7.20	0.10	12.100
37.	45	OLAFSDOTTIR Hildur	ISL	4,80	7.30		12.100
38.	6	METZLER Elena	AUT	4,60	7.50		12.100
39.	36	SIMOU Maria	GRE	4,90	7.30	0.10	12.100
40.	76	MOKOSOVA Barbora	SVK	4,70	7.40		12.100
41.	10	FIADUTSIK Katsiaryna	BLR	4,40	7.60		12.000
42.	33	SCHEDER Sophie	GER	5,00	7.00		12.000
43.	16	CHALUPOVA Natalie	CZE	4,60	7.35		11.950
44.	86	ROMANCHUK Iryna	UKR	5,10	7.10	0.30	11.900
45.	40	MC PEAK India	IRL	4,90	7.10	0.10	11.900
46.	18	SCHUSTEROVA Tereza	CZE	4,60	7.25		11.850
47.	20	EL DABAGH Sarah Sanaya	DEN	4,40	7.40		11.800
48.	43	JOSEPSDOTTIR Freyja	ISL	4,40	7.35		11.750
49.	7	DEJARDIN Johanna	BEL	4,90	6.80		11.700
50.	24	LEINONEN Maija	FIN	4,50	7.15		11.650
51.	5	MAENNERSDORFER Marlies	AUT	3,70	7.95		11.650
52.	41	STRAWBRIDGE Sarah	IRL	4,80	7.10	0.30	11.600
53.	37	AL-SALTY Dalia	HUN	5,10	6.35		11.450
54.	23	KOKKONEN Miina	FIN	4,40	6.95		11.350
55.	69	SIDOROVA Kristi	RUS	5,00	6.50	0.30	11.200
56.	21	TOTH Fanni	DEN	3,90	7.30		11.200
57.	12	YEKIMENKA Anastasiya	BLR	4,70	6.75	0.30	11.150
58.	55	MUNKVOLD Nora	NOR	3,90	7.30	0.10	11.100
59.	34	CHRISTOFILAKI Myropi	GRE	4,50	6.45		10.950
60.	58	CZYK Karolina	POL	3,80	7.05		10.850
61.	22	DARLINGTON Julia	FIN	3,50	7.40	0.10	10.800
62.	70	RAJCIC Aleksandra	SRB	3,60	7.00		10.600
63.	17	OCHYNSKA Tereza	CZE	4,50	6.15	0.10	10.550
64.	82	MAMIKOGLU Zeynep	TUR	3,20	7.25		10.450
65.	60	NAJMARK Kinga	POL	4,60	5.65		10.250
66.	49	VINNICKA Anastasija	LAT	4,20	6.00		10.200
67.	1	TDEVOSYAN Anahit	ARM	4,00	6.15		10.150
68.	84	TEMIZEL Fatma	TUR	3,40	6.50	0.10	9.800

Data service provided by France Promo Gym - [www.francepromogym.com](http://www.francepromogym.com)

Heure: 10:20  
Date: 28-07-2011  
Page: 2 / 3






Gymnastics



RESULTS C1  
WOMEN'S FLOOR EXERCISE QUALIFICATION



Rank	Bib	Name	NOC	D Score	E Score	Pen.	Total
69.	35	PLYTA Evangelia	GRE	3,90	7.30	1.40	9.800
70.	19	JOERGENSEN Signe	DEN	4,10	4.50		8.600



# EYOF 2009

## Tampere Finland



SUOMEN VOIMISTELULIITTO  
*Svoti*

### **I** WAG C III Vault

Rank	Number	Name	Country	Vault	D	E	Penalty	Result	Total
1	74	Racea Elena Amelia	 ROU	1	5.00	9.100	0.10	14.000	<b>14.487</b>
				2	5.80	9.175		14.975	
2	63	Ouazzani Chahdi Naoual	 NED	1	5.30	9.075		14.375	<b>14.200</b>
				2	5.00	9.025		14.025	
3	76	Komova Victoriya	 RUS	1	5.80	9.100	0.10	14.800	<b>14.175</b>
				2	4.80	8.850	0.10	13.550	
4	77	Malikova Violetta	 RUS	1	5.80	8.875		14.675	<b>14.175</b>
				2	5.20	8.575	0.10	13.675	
5	15	Crocket Julie	 BEL	1	5.30	8.675	0.10	13.875	<b>13.775</b>
				2	5.20	8.475		13.675	
6	65	van Gerner Celine	 NED	1	5.30	8.650	0.10	13.850	<b>13.762</b>
				2	5.00	8.775	0.10	13.675	
7	84	Catanzaro Sara	 SUI	1	5.00	8.650	0.10	13.550	<b>13.087</b>
				2	5.30	7.325		12.625	
8	79	Belak Teja	 SLO	1	5.30	7.525	0.10	12.725	<b>13.087</b>
				2	5.00	8.550	0.10	13.450	



# EYOF 2009









## Tampere Finland



SUOMEN VOIMISTELULIITTO  
*Svoti*



### WAG C III Uneven Bars

Rank	Number	Name	Country	D	E	Penalty	Result
1	76	Komova Victoriya	 RUS	6.30	8.700		<b>15.000</b>
2	74	Racea Elena Amelia	 ROU	5.40	8.550		<b>13.950</b>
3	36	Hibbert Nicole	 GBR	5.70	8.250		<b>13.950</b>
4	63	Ouazzani Chahdi Naoual	 NED	5.70	8.125		<b>13.825</b>
5	55	Foti Andrea	 ITA	5.50	8.300		<b>13.800</b>
6	53	Gandolfi Chiara	 ITA	5.30	8.150		<b>13.450</b>
7	61	Svilpaitė Laura	 LTU	5.80	6.575		<b>12.375</b>
8	32	Boumejmajen Mira	 FRA	5.40	6.100		<b>11.500</b>













# EYOF 2009

## Tampere Finland



SUOMEN VOIMISTELULIITTO  
*Svoti*

### WAG C III Beam

Rank	Number	Name	Country	D	E	Penalty	Result
1	74	Racea Elena Amelia	 ROU	5.90	8.750		<b>14.650</b>
2	76	Komova Victoriya	 RUS	6.10	8.550		<b>14.650</b>
3	65	van Gerner Celine	 NED	5.40	8.400		<b>13.800</b>
4	61	Svilpaitė Laura	 LTU	5.20	8.575		<b>13.775</b>
5	55	Foti Andrea	 ITA	5.60	7.500		<b>13.100</b>
6	15	Crocket Julie	 BEL	5.10	7.275		<b>12.375</b>
7	85	Diacci Jessica	 SUI	5.30	7.000		<b>12.300</b>
8	38	Baumert Désirée	 GER	5.40	6.300		<b>11.700</b>



# EYOF 2009

## Tampere Finland



SUOMEN VOIMISTELULIITTO  
*Svoti*



WAG C III Floor

Rank	Number	Name	Country	D	E	Penalty	Result
1	77	Malikova Violetta	 RUS	5.50	8.625		<b>14.125</b>
2	74	Racea Elena Amelia	 ROU	5.60	8.450		<b>14.050</b>
3	73	Haidu Raluca Oana	 ROU	5.60	8.300		<b>13.900</b>
4	63	Ouazzani Chahdi Naoual	 NED	5.20	8.525		<b>13.725</b>
5	55	Foti Andrea	 ITA	5.10	8.375		<b>13.475</b>
6	76	Komova Victoriya	 RUS	5.60	7.775		<b>13.375</b>
7	15	Crocket Julie	 BEL	5.30	7.925		<b>13.225</b>
8	85	Diacci Jessica	 SUI	5.20	7.700	0.30	<b>12.600</b>



# EYOF 2009

## Tampere Finland



SUOMEN VOIMISTELULIITTO  
*Svoti*

### WAG CI - CI - Team

Rank	Team	᠒	᠓	᠔	□	Total
1	 RUS - Russia	29,500	27,800	26,900	28,950	<b>113,150</b>
2	 ROU - Romania	28,200	27,000	28,250	27,800	<b>111,250</b>
3	 NED - Netherlands	28,400	27,750	27,600	26,850	<b>110,600</b>
4	 ITA - Italy	27,900	27,750	27,400	26,800	<b>109,850</b>
5	 GBR - Great Britain	27,950	27,450	26,450	26,600	<b>108,450</b>
6	 SUI - Switzerland	27,650	23,900	27,350	27,150	<b>106,050</b>
7	 FRA - France	27,450	26,200	26,550	25,850	<b>106,050</b>
8	 UKR - Ukraine	26,550	26,550	25,150	26,900	<b>105,150</b>
9	 GER - Germany	26,500	25,400	27,150	26,050	<b>105,100</b>
10	 BEL - Belgium	27,300	25,250	25,700	26,350	<b>104,600</b>
11	 SWE - Sweden	26,700	25,500	26,150	24,800	<b>103,150</b>
12	 HUN - Hungary	27,400	23,600	26,500	25,250	<b>102,750</b>
13	 SLO - Slovenia	27,550	23,050	25,700	25,400	<b>101,700</b>
14	 LTU - Lithuania	26,400	25,950	23,950	24,850	<b>101,150</b>
15	 BLR - Belarus	27,400	23,400	25,500	24,550	<b>100,850</b>
16	 POR - Portugal	26,350	21,250	25,900	23,950	<b>97,450</b>
17	 FIN - Finland	26,500	20,950	24,600	25,000	<b>97,050</b>
18	 GRE - Greece	25,500	25,950	23,450	22,050	<b>96,950</b>
19	 AUT - Austria	26,050	20,800	24,650	25,150	<b>96,650</b>
20	 CZE - Czech Republic	26,000	20,650	24,950	25,000	<b>96,600</b>
21	 TUR - Turkey	26,350	21,350	24,450	24,350	<b>96,500</b>
22	 ISL - Iceland	25,600	19,300	25,200	25,050	<b>95,150</b>
23	 POL - Poland	25,900	17,600	23,150	23,500	<b>90,150</b>
24	 NOR - Norway	24,400	17,350	22,850	23,500	<b>88,100</b>
25	 IRL - Ireland	24,150	15,850	20,600	21,100	<b>81,700</b>
26	 LAT - Latvia	25,400	13,150	21,100	21,900	<b>81,550</b>
27	 SRB - Serbia	24,300	15,700	19,800	20,900	<b>80,700</b>
28	 ARM - Armenia	24,850	12,850	19,950	22,950	<b>80,600</b>
29	 DEN - Denmark	12,900	16,900	9,000	11,850	<b>50,650</b>



# EYOF 2009

## Tampere Finland



SUOMEN VOIMISTELULIITTO  
*Svoti*

### WAG CI - CI - Team

Rank	Team	⌒	⌒⌒	⌒⌒	□	Total
<b>1</b>	 <b>RUS - Russia</b>	<b>29,500 (1)</b>	<b>27,800 (1)</b>	<b>26,900 (6)</b>	<b>28,950 (1)</b>	<b>113,150</b>
	76 Komova Victoriya	14,700	15,050	13,900	14,700	58,350 (1)
	77 Malikova Violetta	14,800	12,250	12,600	14,250	53,900 (8)
	78 Solovyeva Tatiana	13,400	12,750	13,000	13,150	52,300 (22)
<b>2</b>	 <b>ROU - Romania</b>	<b>28,200 (3)</b>	<b>27,000 (5)</b>	<b>28,250 (1)</b>	<b>27,800 (2)</b>	<b>111,250</b>
	73 Haidu Raluca Oana	14,050	12,950	13,250	13,900	54,150 (7)
	74 Racea Elena Amelia	14,150	14,050	14,550	13,900	56,650 (2)
	75 Trenca Diana	13,150	12,800	13,700	12,750	52,400 (21)
<b>3</b>	 <b>NED - Netherlands</b>	<b>28,400 (2)</b>	<b>27,750 (2)</b>	<b>27,600 (2)</b>	<b>26,850 (5)</b>	<b>110,600</b>
	63 Ouazzani Chahdi Naoual	14,200	14,200	13,600	13,600	55,600 (4)
	64 van den Burg Lisa	13,300	13,350	12,500	13,250	52,400 (20)
	65 van Gerner Celine	14,200	13,550	14,000	11,750	53,500 (10)
<b>4</b>	 <b>ITA - Italy</b>	<b>27,900 (5)</b>	<b>27,750 (2)</b>	<b>27,400 (3)</b>	<b>26,800 (6)</b>	<b>109,850</b>
	53 Gandolfi Chiara	13,800	13,550	12,850	12,900	53,100 (12)
	54 Ferlito Carlotta	14,100	12,750	12,950	13,200	53,000 (16)
	55 Foti Andrea	13,700	14,200	14,450	13,600	55,950 (3)
<b>5</b>	 <b>GBR - Great Britain</b>	<b>27,950 (4)</b>	<b>27,450 (4)</b>	<b>26,450 (9)</b>	<b>26,600 (7)</b>	<b>108,450</b>
	35 Francis Danusia	14,000	11,950	13,050	13,450	52,450 (19)
	36 Hibbert Nicole	13,900	14,200	13,200	13,150	54,450 (6)
	37 Pinches Jennifer	13,950	13,250	13,250	12,650	53,100 (11)
<b>6</b>	 <b>SUI - Switzerland</b>	<b>27,650 (6)</b>	<b>23,900 (13)</b>	<b>27,350 (4)</b>	<b>27,150 (3)</b>	<b>106,050</b>
	84 Catanzaro Sara	14,000	11,150	12,650	13,450	51,250 (28)
	85 Diacci Jessica	13,650	11,700	14,000	13,650	53,000 (14)
	86 Steingruber Giulia	13,550	12,200	13,350	13,500	52,600 (18)
<b>7</b>	 <b>FRA - France</b>	<b>27,450 (8)</b>	<b>26,200 (7)</b>	<b>26,550 (7)</b>	<b>25,850 (10)</b>	<b>106,050</b>
	32 Boumejmajen Mira	13,600	13,650	12,800	12,800	52,850 (17)
	33 Brevet Marine	13,850	11,700	12,850	13,050	51,450 (26)
	34 Crosato Justine		12,550	13,700		26,250 (79)



# EYOF 2009

## Tampere Finland



SUOMEN VOIMISTELULIITTO  
*Svoti*

### WAG CI - CI - Team

Rank	Team	⌚	⌚⌚	⌚⌚	□	Total
<b>8</b>	<b>UKR - Ukraine</b>	<b>26,550 (13)</b>	<b>26,550 (6)</b>	<b>25,150 (16)</b>	<b>26,900 (4)</b>	<b>105,150</b>
93	Cherniy Yevheniya	12,150	13,150	12,350	13,550	51,200 (29)
94	Fomenko Alina	14,050	13,350	12,450	13,200	53,050 (13)
95	Kononenko Nataliya	12,500	13,200	12,700	13,350	51,750 (25)
<b>9</b>	<b>GER - Germany</b>	<b>26,500 (14)</b>	<b>25,400 (11)</b>	<b>27,150 (5)</b>	<b>26,050 (9)</b>	<b>105,100</b>
38	Baumert Désirée	13,500	12,650	13,750	13,100	53,000 (15)
39	Marquard Isabelle	12,550	11,900	12,400	12,550	49,400 (38)
40	Tolle Pia	13,000	12,750	13,400	12,950	52,100 (23)
<b>10</b>	<b>BEL - Belgium</b>	<b>27,300 (11)</b>	<b>25,250 (12)</b>	<b>25,700 (12)</b>	<b>26,350 (8)</b>	<b>104,600</b>
15	Croket Julie	14,150	12,050	13,700	13,650	53,550 (9)
16	Van De Velde Antje	13,150	12,750	11,700	12,300	49,900 (36)
17	Vandersteen Eline	13,100	12,500	12,000	12,700	50,300 (34)
<b>11</b>	<b>SWE - Sweden</b>	<b>26,700 (12)</b>	<b>25,500 (10)</b>	<b>26,150 (10)</b>	<b>24,800 (18)</b>	<b>103,150</b>
87	Adlerteg Johanna	13,200	10,800	12,300	12,750	49,050 (39)
88	Carlsson Agnes	12,700	13,050	13,050	11,800	50,600 (32)
89	Gustafsson Ida	13,500	12,450	13,100	12,050	51,100 (31)
<b>12</b>	<b>HUN - Hungary</b>	<b>27,400 (9)</b>	<b>23,600 (14)</b>	<b>26,500 (8)</b>	<b>25,250 (12)</b>	<b>102,750</b>
44	Divéky Luca Kata	13,400	10,000	13,100	12,300	48,800 (41)
45	Kapitány Olivia	13,300	12,200	12,750	11,850	50,100 (35)
46	Tóth Renáta	14,000	11,400	13,400	12,950	51,750 (24)
<b>13</b>	<b>SLO - Slovenia</b>	<b>27,550 (7)</b>	<b>23,050 (16)</b>	<b>25,700 (12)</b>	<b>25,400 (11)</b>	<b>101,700</b>
79	Belak Teja	14,200	11,900	12,750	12,500	51,350 (27)
80	Novak Fiona	13,350	11,150	12,950	12,900	50,350 (33)
81	Sarec Rebeka	12,850	8,900	12,050	11,800	45,600 (58)
<b>14</b>	<b>LTU - Lithuania</b>	<b>26,400 (16)</b>	<b>25,950 (8)</b>	<b>23,950 (21)</b>	<b>24,850 (17)</b>	<b>101,150</b>
59	Cesnavičiute Melita	12,700	11,450	9,850	10,350	44,350 (64)
60	Nevedomskaite Greta	12,800	8,450	8,050	11,550	40,850 (71)
61	Svilpaite Laura	13,600	14,500	14,100	13,300	55,500 (5)









# EYOF 2009

## Tampere Finland



SUOMEN VOIMISTELULIITTO  
*Svoti*

### WAG CI - CI - Team

Rank	Team	⌈	⌌	⌎	□	Total
<b>15</b>	 <b>BLR - Belarus</b>	<b>27,400 (9)</b>	<b>23,400 (15)</b>	<b>25,500 (14)</b>	<b>24,550 (19)</b>	<b>100,850</b>
18	Ivanets Halina	13,100	11,850	11,150	12,400	48,500 (43)
19	Hurhach Aliona	13,600	10,850	11,900	10,200	46,550 (54)
20	Zaitsava Nastassia	13,800	11,550	13,600	12,150	51,100 (30)
<b>16</b>	 <b>POR - Portugal</b>	<b>26,350 (17)</b>	<b>21,250 (18)</b>	<b>25,900 (11)</b>	<b>23,950 (21)</b>	<b>97,450</b>
70	Abrantes Diana	13,100	10,050	12,900	11,650	47,700 (49)
71	Choon Filipa	13,250	9,800	13,000	12,300	48,350 (45)
72	Kislinskaya Ekaterina		11,200			11,200 (82)
<b>17</b>	 <b>FIN - Finland</b>	<b>26,500 (14)</b>	<b>20,950 (19)</b>	<b>24,600 (19)</b>	<b>25,000 (15)</b>	<b>97,050</b>
29	Nyysönen Inna	13,550	8,950	11,800	12,350	46,650 (53)
30	Chirinos Kaisa	12,800	9,450	12,800	12,300	47,350 (50)
31	Pietilä Reeta	12,950	11,500	11,600	12,650	48,700 (42)
<b>18</b>	 <b>GRE - Greece</b>	<b>25,500 (23)</b>	<b>25,950 (8)</b>	<b>23,450 (22)</b>	<b>22,050 (25)</b>	<b>96,950</b>
41	Chapsa Athanasia	12,650	9,000			21,650 (80)
42	Trichopoulou M.	12,700	12,450	11,300	11,550	48,000 (47)
43	Tsakou Elisavet	12,800	13,500	12,150	10,500	48,950 (40)
<b>19</b>	 <b>AUT - Austria</b>	<b>26,050 (19)</b>	<b>20,800 (20)</b>	<b>24,650 (18)</b>	<b>25,150 (13)</b>	<b>96,650</b>
12	Fa Katharina	12,700	9,550	12,950	11,950	47,150 (51)
13	Hämmerle Elisa	13,250	8,800	7,800	12,850	42,700 (67)
14	Lamprecht Corinne	12,800	11,250	11,700	12,300	48,050 (46)
<b>20</b>	 <b>CZE - Czech Republic</b>	<b>26,000 (20)</b>	<b>20,650 (21)</b>	<b>24,950 (17)</b>	<b>25,000 (15)</b>	<b>96,600</b>
22	Fuckova Nikola	13,600	10,400	12,600	13,050	49,650 (37)
23	Hedbavna Petra	12,000	10,250	12,350	11,950	46,550 (55)
24	Janova Alice	12,400	8,800	11,600	11,500	44,300 (65)
<b>21</b>	 <b>TUR - Turkey</b>	<b>26,350 (17)</b>	<b>21,350 (17)</b>	<b>24,450 (20)</b>	<b>24,350 (20)</b>	<b>96,500</b>
90	Eroglu Dila Su	12,950	10,200	11,850	12,000	47,000 (52)
91	Mutlu Demet	13,250	11,150	11,100	12,350	47,850 (48)
92	Ozkan Ozlem	13,100	9,000	12,600	10,800	45,500 (59)











# EYOF 2009

## Tampere Finland



SUOMEN VOIMISTELULIITTO  
*Svoti*

### WAG CI - CI - Team

Rank	Team	⌚	⌚⌚	⌚⌚	□	Total
<b>22</b>	 <b>ISL - Iceland</b>	<b>25,600 (22)</b>	<b>19,300 (22)</b>	<b>25,200 (15)</b>	<b>25,050 (14)</b>	<b>95,150</b>
49	Johannesdottir Embla	12,900	9,400	12,250	11,800	46,350 (56)
50	Jonasdottir Johanna Rakel	12,700	9,900	12,950	12,900	48,450 (44)
51	Odinsdottir Tinna	12,500	8,350	9,000	12,150	42,000 (69)
<b>23</b>	 <b>POL - Poland</b>	<b>25,900 (21)</b>	<b>17,600 (23)</b>	<b>23,150 (23)</b>	<b>23,500 (22)</b>	<b>90,150</b>
68	Biskup Aleksandra	12,900	9,250	11,150	11,800	45,100 (60)
69	Zajac Ewa	13,000	8,350	12,000	11,400	44,750 (62)
96	Krejolak Nikolia	12,650	5,050	11,150	11,700	40,550 (74)
<b>24</b>	 <b>NOR - Norway</b>	<b>24,400 (26)</b>	<b>17,350 (24)</b>	<b>22,850 (24)</b>	<b>23,500 (22)</b>	<b>88,100</b>
66	Nærum Haldis Sandøy	11,850	9,900	12,250	12,050	46,050 (57)
67	Strugstad Juli	12,550	7,450	10,600	11,450	42,050 (68)
<b>25</b>	 <b>IRL - Ireland</b>	<b>24,150 (28)</b>	<b>15,850 (26)</b>	<b>20,600 (26)</b>	<b>21,100 (27)</b>	<b>81,700</b>
47	Clohessy Niamh	11,450	6,900	8,950	9,750	37,050 (78)
48	Mcgifford Jordain	12,700	8,950	11,650	11,350	44,650 (63)
<b>26</b>	 <b>LAT - Latvia</b>	<b>25,400 (24)</b>	<b>13,150 (28)</b>	<b>21,100 (25)</b>	<b>21,900 (26)</b>	<b>81,550</b>
56	Gorobeca Oksana	12,800	6,200	10,650	11,100	40,750 (73)
57	Putne Veronika	12,600	6,950	10,450	10,800	40,800 (72)
58	Kazakevica Viktoria			9,050	10,800	19,850 (81)
<b>27</b>	 <b>SRB - Serbia</b>	<b>24,300 (27)</b>	<b>15,700 (27)</b>	<b>19,800 (28)</b>	<b>20,900 (28)</b>	<b>80,700</b>
82	Kocic Alisa	11,950	8,700	8,700	10,250	39,600 (77)
83	Stamenkovic Jelena	12,350	7,000	11,100	10,650	41,100 (70)
<b>28</b>	 <b>ARM - Armenia</b>	<b>24,850 (25)</b>	<b>12,850 (29)</b>	<b>19,950 (27)</b>	<b>22,950 (24)</b>	<b>80,600</b>
10	Derdzian Lilit	12,350	7,950	9,250	10,950	40,500 (75)
11	Tunyan Ani	12,500	4,900	10,700	12,000	40,100 (76)
<b>29</b>	 <b>DEN - Denmark</b>	<b>12,900 (29)</b>	<b>16,900 (25)</b>	<b>9,000 (29)</b>	<b>11,850 (29)</b>	<b>50,650</b>
25	Kirk Mathilde Emilie	12,900	9,350	9,000	11,850	43,100 (66)
26	Thomsen Samantha Drejer		7,550			7,550 (83)



# EYOF 2009

## Tampere Finland



SUOMEN VOIMISTELULIITTO  
*Svoti*

### WAG CI - All-Around

Rank	Number	Name	Country					Total
1	76	Komova Victoriya	 RUS	14.700	15.050	13.900	14.700	<b>58.350</b> Q
2	74	Racea Elena Amelia	 ROU	14.150	14.050	14.550	13.900	<b>56.650</b> Q
3	55	Foti Andrea	 ITA	13.700	14.200	14.450	13.600	<b>55.950</b> Q
4	63	Ouazzani Chahdi Naoual	 NED	14.200	14.200	13.600	13.600	<b>55.600</b> Q
5	61	Svilpaite Laura	 LTU	13.600	14.500	14.100	13.300	<b>55.500</b> Q
6	36	Hibbert Nicole	 GBR	13.900	14.200	13.200	13.150	<b>54.450</b> Q
7	73	Haidu Raluca Oana	 ROU	14.050	12.950	13.250	13.900	<b>54.150</b> Q
8	77	Malikova Violetta	 RUS	14.800	12.250	12.600	14.250	<b>53.900</b> Q
9	15	Crocket Julie	 BEL	14.150	12.050	13.700	13.650	<b>53.550</b> Q
10	65	van Gerner Celine	 NED	14.200	13.550	14.000	11.750	<b>53.500</b> Q
11	37	Pinches Jennifer	 GBR	13.950	13.250	13.250	12.650	<b>53.100</b> Q
12	53	Gandolfi Chiara	 ITA	13.800	13.550	12.850	12.900	<b>53.100</b> Q
13	94	Fomenko Alina	 UKR	14.050	13.350	12.450	13.200	<b>53.050</b> Q
14	85	Diacci Jessica	 SUI	13.650	11.700	14.000	13.650	<b>53.000</b> Q
15	38	Baumert Désirée	 GER	13.500	12.650	13.750	13.100	<b>53.000</b> Q
16	54	Ferlito Carlotta	 ITA	14.100	12.750	12.950	13.200	<b>53.000</b>
17	32	Boumejmajen Mira	 FRA	13.600	13.650	12.800	12.800	<b>52.850</b> Q
18	86	Steingruber Giulia	 SUI	13.550	12.200	13.350	13.500	<b>52.600</b> Q
19	35	Francis Danusia	 GBR	14.000	11.950	13.050	13.450	<b>52.450</b>
20	64	van den Burg Lisa	 NED	13.300	13.350	12.500	13.250	<b>52.400</b>
21	75	Trenca Diana	 ROU	13.150	12.800	13.700	12.750	<b>52.400</b>
22	78	Solovyeva Tatiana	 RUS	13.400	12.750	13.000	13.150	<b>52.300</b>
23	40	Tolle Pia	 GER	13.000	12.750	13.400	12.950	<b>52.100</b> Q
24	46	Tóth Renáta	 HUN	14.000	11.400	13.400	12.950	<b>51.750</b> Q
25	95	Kononenko Nataliya	 UKR	12.500	13.200	12.700	13.350	<b>51.750</b> Q
26	33	Brevet Marine	 FRA	13.850	11.700	12.850	13.050	<b>51.450</b> Q
27	79	Belak Teja	 SLO	14.200	11.900	12.750	12.500	<b>51.350</b> Q
28	84	Catanzaro Sara	 SUI	14.000	11.150	12.650	13.450	<b>51.250</b>
29	93	Cherniy Yevheniya	 UKR	12.150	13.150	12.350	13.550	<b>51.200</b>
30	20	Zaitsava Nastassia	 BLR	13.800	11.550	13.600	12.150	<b>51.100</b> Q
31	89	Gustafsson Ida	 SWE	13.500	12.450	13.100	12.050	<b>51.100</b> Q
32	88	Carlsson Agnes	 SWE	12.700	13.050	13.050	11.800	<b>50.600</b> R
33	80	Novak Fiona	 SLO	13.350	11.150	12.950	12.900	<b>50.350</b> R
34	17	Vandersteen Eline	 BEL	13.100	12.500	12.000	12.700	<b>50.300</b> R
35	45	Kapitány Olivía	 HUN	13.300	12.200	12.750	11.850	<b>50.100</b> R
36	16	Van De Velde Antje	 BEL	13.150	12.750	11.700	12.300	<b>49.900</b>





# EYOF 2009

## Tampere Finland



SUOMEN VOIMISTELULIITTO  
*Svoti*

### WAG CI - All-Around

Rank	Number	Name	Country					Total
37	22	Fuckova Nikola	CZE	13.600	10.400	12.600	13.050	<b>49.650</b>
38	39	Marquard Isabelle	GER	12.550	11.900	12.400	12.550	<b>49.400</b>
39	87	Adlerteg Johanna	SWE	13.200	10.800	12.300	12.750	<b>49.050</b>
40	43	Tsakou Elisavet	GRE	12.800	13.500	12.150	10.500	<b>48.950</b>
41	44	Divéky Luca Kata	HUN	13.400	10.000	13.100	12.300	<b>48.800</b>
42	31	Pietilä Reeta	FIN	12.950	11.500	11.600	12.650	<b>48.700</b>
43	18	Ivanets Halina	BLR	13.100	11.850	11.150	12.400	<b>48.500</b>
44	50	Jonasdóttir Johanna Rakel	ISL	12.700	9.900	12.950	12.900	<b>48.450</b>
45	71	Choon Filipa	POR	13.250	9.800	13.000	12.300	<b>48.350</b>
46	14	Lamprecht Corinne	AUT	12.800	11.250	11.700	12.300	<b>48.050</b>
47	42	Trichopoulou M.	GRE	12.700	12.450	11.300	11.550	<b>48.000</b>
48	91	Mutlu Demet	TUR	13.250	11.150	11.100	12.350	<b>47.850</b>
49	70	Abrantes Diana	POR	13.100	10.050	12.900	11.650	<b>47.700</b>
50	30	Chirinos Kaisa	FIN	12.800	9.450	12.800	12.300	<b>47.350</b>
51	12	Fa Katharina	AUT	12.700	9.550	12.950	11.950	<b>47.150</b>
52	90	Eroglu Dila Su	TUR	12.950	10.200	11.850	12.000	<b>47.000</b>
53	29	Nyyssönen Inna	FIN	13.550	8.950	11.800	12.350	<b>46.650</b>
54	19	Hurhach Aliona	BLR	13.600	10.850	11.900	10.200	<b>46.550</b>
55	23	Hedbavna Petra	CZE	12.000	10.250	12.350	11.950	<b>46.550</b>
56	49	Johannesdóttir Embla	ISL	12.900	9.400	12.250	11.800	<b>46.350</b>
57	66	Nærum Haldis Sandøy	NOR	11.850	9.900	12.250	12.050	<b>46.050</b>
58	81	Sarec Rebeka	SLO	12.850	8.900	12.050	11.800	<b>45.600</b>
59	92	Ozkan Ozlem	TUR	13.100	9.000	12.600	10.800	<b>45.500</b>
60	68	Biskup Aleksandra	POL	12.900	9.250	11.150	11.800	<b>45.100</b>
61	21	Salopek Ines	CRO	13.250	10.750	10.300	10.650	<b>44.950</b>
62	69	Zajac Ewa	POL	13.000	8.350	12.000	11.400	<b>44.750</b>
63	48	McGifford Jordain	IRL	12.700	8.950	11.650	11.350	<b>44.650</b>
64	59	Cesnaviciute Melita	LTU	12.700	11.450	9.850	10.350	<b>44.350</b>
65	24	Janova Alice	CZE	12.400	8.800	11.600	11.500	<b>44.300</b>
66	25	Kirk Mathilde Emilie	DEN	12.900	9.350	9.000	11.850	<b>43.100</b>
67	13	Hämmerle Elisa	AUT	13.250	8.800	7.800	12.850	<b>42.700</b>
68	67	Strugstad Juli	NOR	12.550	7.450	10.600	11.450	<b>42.050</b>
69	51	Odinsdóttir Tinna	ISL	12.500	8.350	9.000	12.150	<b>42.000</b>
70	83	Stamenkovic Jelena	SRB	12.350	7.000	11.100	10.650	<b>41.100</b>
71	60	Nevedomskaite Greta	LTU	12.800	8.450	8.050	11.550	<b>40.850</b>
72	57	Putne Veronika	LAT	12.600	6.950	10.450	10.800	<b>40.800</b>


















# EYOF 2009

## Tampere Finland



SUOMEN VOIMISTELULIITTO  
*Svoti*

### WAG CI - All-Around

Rank	Number	Name	Country					Total
73	56	Gorobeca Oksana	 LAT	12.800	6.200	10.650	11.100	<b>40.750</b>
74	96	Krejolak Nikolia	 POL	12.650	5.050	11.150	11.700	<b>40.550</b>
75	10	Derdzyan Lilit	 ARM	12.350	7.950	9.250	10.950	<b>40.500</b>
76	11	Tunyan Ani	 ARM	12.500	4.900	10.700	12.000	<b>40.100</b>
77	82	Kocic Alisa	 SRB	11.950	8.700	8.700	10.250	<b>39.600</b>
78	47	Clohessy Niamh	 IRL	11.450	6.900	8.950	9.750	<b>37.050</b>
79	34	Crosato Justine	 FRA		12.550	13.700		<b>26.250</b>
80	41	Chapsa Athanasia	 GRE	12.650	9.000			<b>21.650</b>
81	58	Kazakevica Viktoria	 LAT			9.050	10.800	<b>19.850</b>
82	72	Kislinskaya Ekaterina	 POR		11.200			<b>11.200</b>
83	26	Thomsen Samantha Drejer	 DEN		7.550			<b>7.550</b>



# EYOF 2009

## Tampere Finland



SUOMEN VOIMISTELULIITTO  
*Svoti*

### I WAG CI - Vault

Rank	Number	Name	Country	Vault	D	E	Penalty	Result	Total	
1	74	Racea Elena Amelia		ROU	1	5.00	9.150		14.150	<b>14.550Q</b>
					2	5.80	9.150		14.950	
2	77	Malikova Violetta		RUS	1	5.80	9.000		14.800	<b>14.250Q</b>
					2	4.80	8.900		13.700	
3	76	Komova Victoriya		RUS	1	5.80	9.000	0.10	14.700	<b>14.250Q</b>
					2	4.80	9.100	0.10	13.800	
4	63	Ouazzani Chahdi Naoual		NED	1	5.30	8.900		14.200	<b>14.100Q</b>
					2	5.00	9.000		14.000	
5	65	van Gerner Celine		NED	1	5.30	9.000	0.10	14.200	<b>14.050Q</b>
					2	5.00	9.000	0.10	13.900	
6	84	Catanzaro Sara		SUI	1	5.00	9.100	0.10	14.000	<b>14.025Q</b>
					2	5.30	8.850	0.10	14.050	
7	15	Crocket Julie		BEL	1	5.30	8.950	0.10	14.150	<b>13.975Q</b>
					2	5.20	8.600		13.800	
8	79	Belak Teja		SLO	1	5.30	8.900		14.200	<b>13.950Q</b>
					2	5.00	8.700		13.700	
9	20	Zaitsava Nastassia		BLR	1	5.00	8.900	0.10	13.800	<b>13.875R</b>
					2	5.00	8.950		13.950	
10	54	Ferlito Carlotta		ITA	1	5.00	9.100		14.100	<b>13.800R</b>
					2	4.40	9.100		13.500	
11	46	Tóth Renáta		HUN	1	5.00	9.000		14.000	<b>13.800R</b>
					2	5.00	8.600		13.600	
12	94	Fomenko Alina		UKR	1	5.00	9.050		14.050	<b>13.750</b>
					2	4.60	8.850		13.450	
13	36	Hibbert Nicole		GBR	1	5.30	8.700	0.10	13.900	<b>13.750</b>
					2	5.00	8.700	0.10	13.600	
14	73	Haidu Raluca Oana		ROU	1	5.00	9.150	0.10	14.050	<b>13.725</b>
					2	4.40	9.100	0.10	13.400	
15	37	Pinches Jennifer		GBR	1	5.20	8.750		13.950	<b>13.725</b>
					2	5.00	8.800	0.30	13.500	
16	86	Steingruber Giulia		SUI	1	5.00	8.650	0.10	13.550	<b>13.650</b>
					2	5.20	8.650	0.10	13.750	
17	29	Nyüssönen Inna		FIN	1	4.60	9.050	0.10	13.550	<b>13.575</b>
					2	4.80	8.800		13.600	
18	53	Gandolfi Chiara		ITA	1	5.00	8.800		13.800	<b>13.525</b>
					2	4.40	8.850		13.250	











# EYOF 2009

## Tampere Finland



SUOMEN VOIMISTELULIITTO  
*Svoti*

### I WAG CI - Vault

Rank	Number	Name	Country	Vault	D	E	Penalty	Result	Total
19	55	Foti Andrea	 ITA	1	5.00	8.700		13.700	<b>13.524</b>
				2	4.60	8.850	0.10	13.350	
20	22	Fuckova Nikola	 CZE	1	4.80	8.900	0.10	13.600	<b>13.274</b>
				2	4.40	8.850	0.30	12.950	
21	91	Mutlu Demet	 TUR	1	4.80	8.450		13.250	<b>13.050</b>
				2	4.20	8.650		12.850	
22	92	Ozkan Ozlem	 TUR	1	4.40	8.700		13.100	<b>12.925</b>
				2	4.20	8.550		12.750	
23	21	Salopek Ines	 CRO	1	4.40	8.850		13.250	<b>12.775</b>
				2	4.00	8.400	0.10	12.300	
24	90	Eroglu Dila Su	 TUR	1	4.40	8.650	0.10	12.950	<b>12.700</b>
				2	4.40	8.050		12.450	
25	25	Kirk Mathilde Emilie	 DEN	1	4.20	8.700		12.900	<b>12.325</b>
				2	4.40	7.350		11.750	
26	82	Kocic Alisa	 SRB	1	4.20	8.050	0.30	11.950	<b>11.675</b>
				2	4.40	7.100	0.10	11.400	



# EYOF 2009

## Tampere Finland



SUOMEN VOIMISTELULIITTO  
*Svoti*



WAG CI - Uneven Bars

Rank	Number	Name	Country	D	E	Penalty	Result
1	76	Komova Victoriya	RUS	6.30	8.750		<b>15.050</b> Q
2	61	Svilpaite Laura	LTU	5.70	8.800		<b>14.500</b> Q
3	55	Foti Andrea	ITA	5.60	8.600		<b>14.200</b> Q
4	63	Ouazzani Chahdi Naoual	NED	5.70	8.500		<b>14.200</b> Q
5	36	Hibbert Nicole	GBR	5.70	8.500		<b>14.200</b> Q
6	74	Racea Elena Amelia	ROU	5.40	8.650		<b>14.050</b> Q
7	32	Boumejmajen Mira	FRA	5.40	8.250		<b>13.650</b> Q
8	53	Gandolfi Chiara	ITA	5.30	8.250		<b>13.550</b> Q
9	65	van Gerner Celine	NED	5.50	8.050		<b>13.550</b> R
10	43	Tsakou Elisavet	GRE	5.90	7.600		<b>13.500</b> R
11	94	Fomenko Alina	UKR	5.10	8.250		<b>13.350</b> R
12	64	van den Burg Lisa	NED	5.10	8.250		<b>13.350</b>
13	37	Pinches Jennifer	GBR	5.40	7.850		<b>13.250</b>
14	95	Kononenko Nataliya	UKR	5.80	7.400		<b>13.200</b>
15	93	Cherniy Yevheniya	UKR	5.20	7.950		<b>13.150</b>
16	88	Carlsson Agnes	SWE	4.80	8.250		<b>13.050</b>
17	73	Haidu Raluca Oana	ROU	5.40	7.550		<b>12.950</b>
18	75	Trenca Diana	ROU	5.40	7.400		<b>12.800</b>
19	16	Van De Velde Antje	BEL	4.70	8.050		<b>12.750</b>
20	54	Ferlito Carlotta	ITA	4.80	7.950		<b>12.750</b>
21	40	Tolle Pia	GER	4.80	7.950		<b>12.750</b>
22	78	Solovyeva Tatiana	RUS	5.30	7.450		<b>12.750</b>
23	38	Baumert Désirée	GER	5.00	7.650		<b>12.650</b>
24	34	Crosato Justine	FRA	4.90	7.650		<b>12.550</b>
25	17	Vandersteen Eline	BEL	5.00	7.500		<b>12.500</b>
26	42	Trichopoulou M.	GRE	4.70	7.750		<b>12.450</b>
27	89	Gustafsson Ida	SWE	5.10	7.350		<b>12.450</b>
28	77	Malikova Violetta	RUS	5.50	6.750		<b>12.250</b>
29	86	Steingruber Giulia	SUI	5.00	7.200		<b>12.200</b>
30	45	Kapitány Olívia	HUN	5.20	7.000		<b>12.200</b>
31	15	Crocket Julie	BEL	5.30	6.750		<b>12.050</b>
32	35	Francis Danusia	GBR	4.70	7.250		<b>11.950</b>
33	79	Belak Teja	SLO	4.10	7.800		<b>11.900</b>
34	39	Marquard Isabelle	GER	4.30	7.600		<b>11.900</b>
35	18	Ivanets Halina	BLR	5.60	6.250		<b>11.850</b>
36	33	Brevet Marine	FRA	5.00	6.700		<b>11.700</b>



# EYOF 2009

## Tampere Finland



SUOMEN VOIMISTELULIITTO  
*Svoti*



WAG CI - Uneven Bars

Rank	Number	Name	Country	D	E	Penalty	Result
37	85	Diacci Jessica	SUI	5.10	6.600		<b>11.700</b>
38	20	Zaitsava Nastassia	BLR	5.10	6.450		<b>11.550</b>
39	31	Pietilä Reeta	FIN	3.00	8.500		<b>11.500</b>
40	59	Cesnaviciute Melita	LTU	4.00	7.450		<b>11.450</b>
41	46	Tóth Renáta	HUN	5.00	6.400		<b>11.400</b>
42	14	Lamprecht Corinne	AUT	5.10	6.150		<b>11.250</b>
43	72	Kislinskaya Ekaterina	POR	4.30	6.900		<b>11.200</b>
44	80	Novak Fiona	SLO	5.00	6.150		<b>11.150</b>
45	84	Catanzaro Sara	SUI	5.10	6.050		<b>11.150</b>
46	91	Mutlu Demet	TUR	5.20	5.950		<b>11.150</b>
47	19	Hurhach Aliona	BLR	4.20	6.650		<b>10.850</b>
48	87	Adlerteg Johanna	SWE	5.00	5.800		<b>10.800</b>
49	21	Salopek Ines	CRO	3.60	7.150		<b>10.750</b>
50	22	Fuckova Nikola	CZE	3.20	7.200		<b>10.400</b>
51	23	Hedbavna Petra	CZE	2.60	7.650		<b>10.250</b>
52	90	Eroglu Dila Su	TUR	4.40	5.800		<b>10.200</b>
53	70	Abrantes Diana	POR	2.50	7.550		<b>10.050</b>
54	44	Divéky Luca Kata	HUN	5.10	4.900		<b>10.000</b>
55	50	Jonasdottir J.	ISL	1.90	8.000		<b>9.900</b>
56	66	Nærum Haldis Sandøy	NOR	3.30	6.600		<b>9.900</b>
57	71	Choon Filipa	POR	2.70	7.100		<b>9.800</b>
58	12	Fa Katharina	AUT	4.20	5.350		<b>9.550</b>
59	30	Chirinos Kaisa	FIN	3.40	6.050		<b>9.450</b>
60	49	Johannesdottir Embla	ISL	3.60	5.800		<b>9.400</b>
61	25	Kirk Mathilde Emilie	DEN	1.50	7.850		<b>9.350</b>
62	68	Biskup Aleksandra	POL	1.70	7.550		<b>9.250</b>
63	92	Ozkan Ozlem	TUR	2.70	6.300		<b>9.000</b>
64	41	Chapsa Athanasia	GRE	5.00	4.000		<b>9.000</b>
65	48	Mcgifford Jordain	IRL	2.30	6.650		<b>8.950</b>
66	29	Nyysönen Inna	FIN	3.10	5.850		<b>8.950</b>
67	81	Sarec Rebeka	SLO	4.10	4.800		<b>8.900</b>
68	24	Janova Alice	CZE	3.00	5.800		<b>8.800</b>
69	13	Hämmerle Elisa	AUT	3.30	5.500		<b>8.800</b>
70	82	Kocic Alisa	SRB	2.10	6.600		<b>8.700</b>
71	60	Nevedomskaite Greta	LTU	1.50	6.950		<b>8.450</b>
72	69	Zajac Ewa	POL	1.80	6.550		<b>8.350</b>



# EYOF 2009

## Tampere Finland



SUOMEN VOIMISTELULIITTO  
*Svoti*



WAG CI - Uneven Bars

Rank	Number	Name	Country	D	E	Penalty	Result
73	51	Odinsdottir Tinna	 ISL	2.40	5.950		<b>8.350</b>
74	10	Derdzian Lilit	 ARM	3.20	4.750		<b>7.950</b>
75	26	Thomsen Samantha Drejer	 DEN	2.10	5.450		<b>7.550</b>
76	67	Strugstad Juli	 NOR	1.80	5.650		<b>7.450</b>
77	83	Stamenkovic Jelena	 SRB	1.80	5.200		<b>7.000</b>
78	57	Putne Veronika	 LAT	3.00	3.950		<b>6.950</b>
79	47	Clohessy Niamh	 IRL	1.70	5.200		<b>6.900</b>
80	56	Gorobeca Oksana	 LAT	3.20	3.000		<b>6.200</b>
81	96	Krejolak Nikolia	 POL	1.30	3.750		<b>5.050</b>
82	11	Tunyan Ani	 ARM	1.90	3.000		<b>4.900</b>



# EYOF 2009

## Tampere Finland



SUOMEN VOIMISTELULIITTO  
*Svoti*

### WAG CI - Beam

Rank	Number	Name	Country	D	E	Penalty	Result
1	74	Racea Elena Amelia	 ROU	5.80	8.750		<b>14.550</b> Q
2	55	Foti Andrea	 ITA	5.70	8.750		<b>14.450</b> Q
3	61	Svilpaite Laura	 LTU	5.40	8.700		<b>14.100</b> Q
4	65	van Gerner Celine	 NED	5.30	8.700		<b>14.000</b> Q
5	85	Diacci Jessica	 SUI	5.30	8.700		<b>14.000</b> Q
6	76	Komova Victoriya	 RUS	5.90	8.000		<b>13.900</b> Q
7	38	Baumert Désirée	 GER	5.40	8.350		<b>13.750</b> Q
8	15	Crocket Julie	 BEL	5.20	8.500		<b>13.700</b> Q
9	34	Crosato Justine	 FRA	5.20	8.500		<b>13.700</b> R
10	75	Trenca Diana	 ROU	5.40	8.300		<b>13.700</b> R
11	20	Zaitsava Nastassia	 BLR	5.10	8.500		<b>13.600</b> R
12	63	Ouazzani Chahdi Naoual	 NED	5.20	8.400		<b>13.600</b>
13	40	Tolle Pia	 GER	4.80	8.600		<b>13.400</b>
14	46	Tóth Renáta	 HUN	5.00	8.400		<b>13.400</b>
15	86	Steingruber Giulia	 SUI	5.00	8.350		<b>13.350</b>
16	73	Haidu Raluca Oana	 ROU	5.60	7.650		<b>13.250</b>
17	37	Pinches Jennifer	 GBR	5.70	7.550		<b>13.250</b>
18	36	Hibbert Nicole	 GBR	4.90	8.300		<b>13.200</b>
19	89	Gustafsson Ida	 SWE	4.70	8.400		<b>13.100</b>
20	44	Divéky Luca Kata	 HUN	4.80	8.300		<b>13.100</b>
21	88	Carlsson Agnes	 SWE	4.70	8.350		<b>13.050</b>
22	35	Francis Danusia	 GBR	5.00	8.050		<b>13.050</b>
23	71	Choon Filipa	 POR	4.60	8.400		<b>13.000</b>
24	78	Solovyeva Tatiana	 RUS	5.40	7.600		<b>13.000</b>
25	50	Jonasdottir J.	 ISL	4.50	8.450		<b>12.950</b>
26	80	Novak Fiona	 SLO	5.20	7.750		<b>12.950</b>
27	12	Fa Katharina	 AUT	5.20	7.750		<b>12.950</b>
28	54	Ferlito Carlotta	 ITA	5.30	7.650		<b>12.950</b>
29	70	Abrantes Diana	 POR	4.70	8.200		<b>12.900</b>
30	53	Gandolfi Chiara	 ITA	4.80	8.050		<b>12.850</b>
31	33	Brevet Marine	 FRA	5.10	7.750		<b>12.850</b>
32	30	Chirinos Kaisa	 FIN	4.70	8.100		<b>12.800</b>
33	32	Boumejmajen Mira	 FRA	5.20	7.600		<b>12.800</b>
34	45	Kapitány Olívia	 HUN	4.70	8.050		<b>12.750</b>
35	79	Belak Teja	 SLO	5.30	7.450		<b>12.750</b>
36	95	Kononenko Nataliya	 UKR	5.40	7.300		<b>12.700</b>





# EYOF 2009

## Tampere Finland



SUOMEN VOIMISTELULIITTO  
*Svoti*

### WAG CI - Beam

Rank	Number	Name	Country	D	E	Penalty	Result
37	84	Catanzaro Sara	SUI	5.50	7.150		<b>12.650</b>
38	92	Ozkan Ozlem	TUR	5.20	7.400		<b>12.600</b>
39	22	Fuckova Nikola	CZE	5.30	7.300		<b>12.600</b>
40	77	Malikova Violetta	RUS	5.60	7.000		<b>12.600</b>
41	64	van den Burg Lisa	NED	5.10	7.400		<b>12.500</b>
42	94	Fomenko Alina	UKR	5.30	7.150		<b>12.450</b>
43	39	Marquard Isabelle	GER	4.80	7.600		<b>12.400</b>
44	23	Hedbavna Petra	CZE	4.20	8.150		<b>12.350</b>
45	93	Cherniy Yevheniya	UKR	5.30	7.050		<b>12.350</b>
46	87	Adlerteg Johanna	SWE	5.10	7.200		<b>12.300</b>
47	49	Johannesdottir Embla	ISL	4.90	7.350		<b>12.250</b>
48	66	Nærum Haldis Sandøy	NOR	4.90	7.350		<b>12.250</b>
49	43	Tsakou Elisavet	GRE	5.00	7.150		<b>12.150</b>
50	81	Sarec Rebeka	SLO	3.90	8.150		<b>12.050</b>
51	69	Zajac Ewa	POL	4.00	8.000		<b>12.000</b>
52	17	Vandersteen Eline	BEL	4.70	7.300		<b>12.000</b>
53	19	Hurhach Aliona	BLR	4.80	7.100		<b>11.900</b>
54	90	Eroglu Dila Su	TUR	4.70	7.150		<b>11.850</b>
55	29	Nyysönen Inna	FIN	3.90	7.900		<b>11.800</b>
56	16	Van De Velde Antje	BEL	4.30	7.400		<b>11.700</b>
57	14	Lamprecht Corinne	AUT	4.80	6.900		<b>11.700</b>
58	48	Mcgifford Jordain	IRL	3.80	7.850		<b>11.650</b>
59	24	Janova Alice	CZE	4.30	7.300		<b>11.600</b>
60	31	Pietilä Reeta	FIN	4.50	7.100		<b>11.600</b>
61	42	Trichopoulou M.	GRE	4.80	6.500		<b>11.300</b>
62	96	Krejolak Nikolia	POL	4.00	7.150		<b>11.150</b>
63	68	Biskup Aleksandra	POL	4.00	7.150		<b>11.150</b>
64	18	Ivanets Halina	BLR	5.00	6.250	0.10	<b>11.150</b>
65	91	Mutlu Demet	TUR	4.30	6.800		<b>11.100</b>
66	83	Stamenkovic Jelena	SRB	5.00	6.100		<b>11.100</b>
67	11	Tunyan Ani	ARM	4.10	6.600		<b>10.700</b>
68	56	Gorobeca Oksana	LAT	3.30	7.350		<b>10.650</b>
69	67	Strugstad Juli	NOR	4.50	6.100		<b>10.600</b>
70	57	Putne Veronika	LAT	4.00	6.450		<b>10.450</b>
71	21	Salopek Ines	CRO	4.80	5.500		<b>10.300</b>
72	59	Cesnaviciute Melita	LTU	3.30	6.550		<b>9.850</b>



# EYOF 2009

## Tampere Finland



SUOMEN VOIMISTELULIITTO  
*Svoti*

### WAG CI - Beam

Rank	Number	Name	Country	D	E	Penalty	Result
73	10	Derdzyan Lilit	 ARM	3.00	6.250		<b>9.250</b>
74	58	Kazakevica Viktoria	 LAT	4.40	4.650		<b>9.050</b>
75	25	Kirk Mathilde Emilie	 DEN	4.30	4.700		<b>9.000</b>
76	51	Odinsdottir Tinna	 ISL	4.70	4.300		<b>9.000</b>
77	47	Clohessy Niamh	 IRL	3.10	5.850		<b>8.950</b>
78	82	Kocic Alisa	 SRB	4.10	4.600		<b>8.700</b>
79	60	Nevedomskaite Greta	 LTU	3.20	4.950	0.10	<b>8.050</b>
80	13	Hämmerle Elisa	 AUT	4.70	3.100		<b>7.800</b>



# EYOF 2009

## Tampere Finland



SUOMEN VOIMISTELULIITTO  
*Svoti*



WAG CI - Floor

Rank	Number	Name	Country	D	E	Penalty	Result
1	76	Komova Victoriya	RUS	5.80	8.900		<b>14.700</b> Q
2	77	Malikova Violetta	RUS	5.60	8.650		<b>14.250</b> Q
3	74	Racea Elena Amelia	ROU	5.40	8.500		<b>13.900</b> Q
4	73	Haidu Raluca Oana	ROU	5.70	8.200		<b>13.900</b> Q
5	85	Diacci Jessica	SUI	5.20	8.450		<b>13.650</b> Q
6	15	Crocket Julie	BEL	5.30	8.350		<b>13.650</b> Q
7	55	Foti Andrea	ITA	5.10	8.500		<b>13.600</b> Q
8	63	Ouazzani Chahdi Naoual	NED	5.20	8.400		<b>13.600</b> Q
9	93	Cherniy Yevheniya	UKR	5.20	8.350		<b>13.550</b> R
10	86	Steingruber Giulia	SUI	5.20	8.300		<b>13.500</b> R
11	35	Francis Danusia	GBR	5.20	8.250		<b>13.450</b> R
12	84	Catanzaro Sara	SUI	5.30	8.250	0.10	<b>13.450</b>
13	95	Kononenko Nataliya	UKR	5.10	8.250		<b>13.350</b>
14	61	Svilpaite Laura	LTU	4.90	8.400		<b>13.300</b>
15	64	van den Burg Lisa	NED	5.00	8.250		<b>13.250</b>
16	54	Ferlito Carlotta	ITA	5.20	8.300	0.30	<b>13.200</b>
17	94	Fomenko Alina	UKR	5.10	8.100		<b>13.200</b>
18	78	Solovyeva Tatiana	RUS	4.80	8.350		<b>13.150</b>
19	36	Hibbert Nicole	GBR	5.10	8.050		<b>13.150</b>
20	38	Baumert Désirée	GER	5.20	8.000	0.10	<b>13.100</b>
21	22	Fuckova Nikola	CZE	4.90	8.150		<b>13.050</b>
22	33	Brevet Marine	FRA	5.30	7.750		<b>13.050</b>
23	40	Tolle Pia	GER	4.80	8.150		<b>12.950</b>
24	46	Tóth Renáta	HUN	5.00	7.950		<b>12.950</b>
25	50	Jonasdottir J.	ISL	4.70	8.200		<b>12.900</b>
26	53	Gandolfi Chiara	ITA	4.80	8.100		<b>12.900</b>
27	80	Novak Fiona	SLO	5.00	7.900		<b>12.900</b>
28	13	Hämmerle Elisa	AUT	4.90	7.950		<b>12.850</b>
29	32	Boumejmajen Mira	FRA	4.50	8.300		<b>12.800</b>
30	87	Adlerteg Johanna	SWE	4.60	8.150		<b>12.750</b>
31	75	Trenca Diana	ROU	5.20	7.550		<b>12.750</b>
32	17	Vandersteen Eline	BEL	4.70	8.200	0.20	<b>12.700</b>
33	31	Pietilä Reeta	FIN	4.70	7.950		<b>12.650</b>
34	37	Pinches Jennifer	GBR	5.50	7.450	0.30	<b>12.650</b>
35	39	Marquard Isabelle	GER	4.90	7.750	0.10	<b>12.550</b>
36	79	Belak Teja	SLO	4.80	7.700		<b>12.500</b>



# EYOF 2009

## Tampere Finland



SUOMEN VOIMISTELULIITTO  
*Svoti*



WAG CI - Floor

Rank	Number	Name	Country	D	E	Penalty	Result
37	18	Ivanets Halina	BLR	4.80	7.700	0.10	<b>12.400</b>
38	29	Nyyssönen Inna	FIN	4.40	7.950		<b>12.350</b>
39	91	Mutlu Demet	TUR	4.50	7.850		<b>12.350</b>
40	30	Chirinos Kaisa	FIN	4.60	7.800	0.10	<b>12.300</b>
41	44	Divéky Luca Kata	HUN	4.80	7.700	0.20	<b>12.300</b>
42	71	Choon Filipa	POR	4.70	7.600		<b>12.300</b>
43	14	Lamprecht Corinne	AUT	4.80	7.500		<b>12.300</b>
44	16	Van De Velde Antje	BEL	5.10	7.200		<b>12.300</b>
45	51	Odinsdottir Tinna	ISL	4.30	7.850		<b>12.150</b>
46	20	Zaitsava Nastassia	BLR	5.00	7.650	0.50	<b>12.150</b>
47	66	Nærum Haldis Sandøy	NOR	4.50	7.750	0.20	<b>12.050</b>
48	89	Gustafsson Ida	SWE	4.70	7.350		<b>12.050</b>
49	90	Eroglu Dila Su	TUR	4.40	7.600		<b>12.000</b>
50	11	Tunyan Ani	ARM	4.60	7.500	0.10	<b>12.000</b>
51	23	Hedbavna Petra	CZE	3.80	8.150		<b>11.950</b>
52	12	Fa Katharina	AUT	4.10	7.850		<b>11.950</b>
53	25	Kirk Mathilde Emilie	DEN	4.60	7.250		<b>11.850</b>
54	45	Kapitány Olívia	HUN	4.90	6.950		<b>11.850</b>
55	88	Carlsson Agnes	SWE	4.40	7.900	0.50	<b>11.800</b>
56	68	Biskup Aleksandra	POL	4.00	7.800		<b>11.800</b>
57	81	Sarec Rebeka	SLO	4.00	7.800		<b>11.800</b>
58	49	Johannesdottir Embla	ISL	4.50	7.300		<b>11.800</b>
59	65	van Gerner Celine	NED	5.30	6.850	0.40	<b>11.750</b>
60	96	Krejolak Nikolia	POL	3.90	7.800		<b>11.700</b>
61	70	Abrantes Diana	POR	3.90	7.750		<b>11.650</b>
62	60	Nevedomskaite Greta	LTU	4.00	7.850	0.30	<b>11.550</b>
63	42	Trichopoulou M.	GRE	4.60	6.950		<b>11.550</b>
64	24	Janova Alice	CZE	4.50	7.400	0.40	<b>11.500</b>
65	67	Strugstad Juli	NOR	4.50	6.950		<b>11.450</b>
66	69	Zajac Ewa	POL	3.90	7.500		<b>11.400</b>
67	48	Mcgifford Jordain	IRL	3.80	7.550		<b>11.350</b>
68	56	Gorobeca Oksana	LAT	3.70	7.400		<b>11.100</b>
69	10	Derdzian Lilit	ARM	4.50	6.450		<b>10.950</b>
70	57	Putne Veronika	LAT	3.40	7.400		<b>10.800</b>
71	58	Kazakevica Viktoria	LAT	3.60	7.200		<b>10.800</b>
72	92	Ozkan Ozlem	TUR	5.00	6.000	0.20	<b>10.800</b>



# EYOF 2009

## Tampere Finland



SUOMEN VOIMISTELULIITTO  
*Svoti*



WAG CI - Floor


Rank	Number	Name	Country	D	E	Penalty	Result
73	83	Stamenkovic Jelena	 SRB	3.70	7.150	0.20	<b>10.650</b>
74	21	Salopek Ines	 CRO	4.40	6.550	0.30	<b>10.650</b>
75	43	Tsakou Elisavet	 GRE	4.40	6.100		<b>10.500</b>
76	59	Cesnaviciute Melita	 LTU	3.10	7.250		<b>10.350</b>
77	82	Kocic Alisa	 SRB	3.70	6.550		<b>10.250</b>
78	19	Hurhach Aliona	 BLR	5.00	6.200	1.00	<b>10.200</b>
79	47	Clohessy Niamh	 IRL	2.90	6.850		<b>9.750</b>



Gymnastics



## RESULTS MEN'S FLOOR EXERCISE FINAL



Rank	Bib	Name	NOC Code	D Score	E Score	Pen.	Total
1	283	RADEANU Daniel Petrica Vasile	ROU	5.300	8,825		14,125
2	239	BAINES Frank	GBR	5.400	8,650		14,050
3	286	LAGUTOV Andrey	RUS	4.900	9,000		13,900
4	285	STEPANOV Sergey	RUS	5.200	8,475		13,675
5	282	GROZA Andrei Ioan	ROU	5.200	8,550		13,650
6	250	VAGNER Levente	HUN	5.200	8,400		13,600
7	240	TULLOCH Courtney	GBR	5.000	8,575		13,575
8	218	KOROSTELJEV Andrej	CRO	5.100	8,350		13,450



Gymnastics



## RESULTS MEN'S POMMEL HORSE FINAL



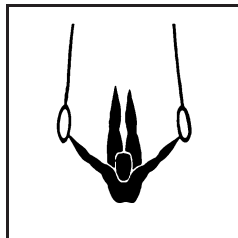
Rank	Bib	Name	NOC Code	D Score	E Score	Pen.	Total
1	213	MIKHALITSYN Vasili	BLR	5.000	8,900		<b>13,900</b>
2	285	STEPANOV Sergey	RUS	4.800	8,925		<b>13,725</b>
3	209	GENTGES Maxime	BEL	4.900	8,375		<b>13,275</b>
4	206	AGHADADAYEV Elvin	AZE	4.900	8,175		<b>12,775</b>
5	284	ZYRIANOV Grigorii	RUS	4.700	7,700		<b>12,400</b>
6	211	LOUWIJE Bram	BEL	4.600	7,525		<b>12,125</b>
7	202	PETROSYAN Armen	ARM	4.600	7,525		<b>12,125</b>
8	221	KRASIAS Michalis	CYP	4.600	6,425		<b>11,025</b>



Gymnastics



## RESULTS MEN'S RINGS FINAL



Rank	Bib	Name	NOC Code	D Score	E Score	Pen.	Total
1	240	TULLOCH Courtney	GBR	5.400	8,950		14,350
2	238	MICHOLET Stephen	FRA	5.500	8,700		14,200
3	303	COLAK Ibrahim	TUR	5.200	8,950		14,150
4	282	GROZA Andrei Ioan	ROU	5.200	8,625		13,825
5	231	PEREZ MARCHANT Julian	ESP	4.800	8,800		13,600
6	221	KRASIAS Michalis	CYP	4.800	8,725		13,525
7	217	TUSHEV Veliko	BUL	4.800	8,700		13,500
8	295	YUSOF Eddy	SUI	5.000	8,450		13,450






Gymnastics



## RESULTS MEN'S VAULT FINAL



Rank	Bib	Name	NOC Code	D Score	E Score	Pen.	Total
1	231	PEREZ MARCHANT Julian	ESP	6.200	9,000		14,737
				5.400	8,875		
2	294	WALTER Marco	SUI	6.200	8,825		14,625
				5.400	8,825		
3	293	BAUMANN Christian	SUI	6.200	8,925	0.10	14,587
				5.400	8,750		
4	283	RADEANU Daniel Petrica Vasile	ROU	6.600	8,100	0.30	14,512
				6.200	8,425		
5	240	TULLOCH Courtney	GBR	6.600	7,850		14,400
				5.400	8,950		
6	273	SCHMIDT Casimir	NED	6.200	8,550		14,000
				4.600	8,650		
7	209	GENTGES Maxime	BEL	5.800	7,875		13,737
				5.400	8,500	0.10	
8	235	SAARENKETO Heikki	FIN	5.800	8,600	0.30	13,175
				3.800	8,450		



Gymnastics



## RESULTS

### Men's Parallels Bars Exercise Final

#### Apparatus Results : PARALLELS BARS


RANK	NOC	NAME	Total
1	GBR	BAINES Frank	14.100
2	ROU	GROZA Andrei Ioan	13.950
3	BLR	MIKHALITSYN Vasili	13.925
4	RUS	ZYRIANOV Grigorii	13.875
5	SUI	YUSOF Eddy	13.700
6	SUI	WALTER Marco	13.450
7	GBR	TULLOCH Courtney	13.225
8	GER	WEINERT Daniel	13.025



Gymnastics



## RESULTS MEN'S HORIZONTAL BAR FINAL









Rank	Bib	Name	NOC Code	D Score	E Score	Pen.	Total
1	293	BAUMANN Christian	SUI	5.000	8,800		<b>13,800</b>
2	267	TVOROGAL Robert	LTU	5.300	8,225		<b>13,525</b>
3	272	KOSZTKA Karl	NED	4.500	8,675		<b>13,175</b>
4	257	ARNON Tom	ISR	4.800	8,275		<b>13,075</b>
5	295	YUSOF Eddy	SUI	4.600	8,300		<b>12,900</b>
6	244	SCHLOTTERER Lukas	GER	4.500	8,275		<b>12,775</b>
7	286	LAGUTOV Andrey	RUS	4.800	7,625		<b>12,425</b>
8	221	KRASIAS Michalis	CYP	4.800	6,850		<b>11,650</b>



Gymnastics



**RESULTS**  
**MEN'S TEAM COMPETITION**

Rank	NOC							Pen.	Total
1	RUS - Russia	(3) 27.450	(1) 27.800	(8) 26.850	(6) 29.250	(3) 27.350	(4) 26.700		165.400
2	GBR - Great Britain	(1) 28.200	(6) 26.350	(1) 27.850	(4) 29.300	(2) 28.100	(12) 25.150		164.950
3	SUI - Switzerland	(19) 25.400	11) 25.200	(6) 27.050	(1) 30.450	(1) 28.400	(1) 27.200		163.700
4	ROU - Romania	(2) 27.750	15) 24.300	(5) 27.200	(2) 29.850	(7) 26.500	(7) 26.150		161.750
5	BEL - Belgium	(5) 26.850	(2) 27.200	11) 26.200	(8) 28.950	(15) 25.350	(6) 26.250		160.800
6	FRA - France	(14) 26.000	(7) 25.850	(2) 27.600	(10) 28.700	(6) 26.650	(17) 24.600		159.400
7	BLR - Belarus	(8) 26.400	(5) 26.400	19) 24.700	(11) 28.600	(4) 26.950	(8) 26.000		159.050
8	HUN - Hungary	(4) 27.150	13) 24.900	10) 26.400	(9) 28.800	(5) 26.750	(14) 24.900		158.900
9	NED - Netherlands	(7) 26.450	(8) 25.750	12) 26.150	(5) 29.300	(27) 24.100	(3) 26.750		158.500
10	ITA - Italy	(15) 25.800	(9) 25.400	13) 26.050	(20) 27.550	(9) 26.200	(5) 26.650		157.650
11	ESP - Spain	(9) 26.350	21) 23.000	(3) 27.350	(3) 29.650	(18) 25.100	(9) 26.000		157.450
12	GER - Germany	(21) 25.350	16) 24.200	(9) 26.850	(16) 27.850	(10) 26.200	(2) 26.800		157.250
13	CYP - Cyprus	(12) 26.150	10) 25.300	15) 25.600	(12) 28.450	(13) 26.000	(13) 25.050		156.550
14	ARM - Armenia	(20) 25.400	(3) 26.650	14) 26.050	(19) 27.600	(21) 24.750	(10) 25.300		155.750
15	TUR - Turkey	(6) 26.750	20) 23.600	(7) 27.050	(23) 27.050	(8) 26.500	(21) 24.050		155.000
16	BUL - Bulgaria	(28) 24.900	18) 24.050	(4) 27.250	(21) 27.300	(16) 25.350	(11) 25.250		154.100
17	UKR - Ukraine	(13) 26.050	(4) 26.500	16) 25.050	(15) 27.900	(11) 26.150	(26) 22.400		154.050
18	CZE - Czech Republic	(23) 25.300	14) 24.450	17) 24.800	(13) 28.300	(12) 26.050	(16) 24.650		153.550
19	SRB - Serbia	(16) 25.800	19) 24.050	18) 24.750	(14) 28.100	(17) 25.200	(19) 24.400		152.300
20	SWE - Sweden	(10) 26.300	25) 21.600	20) 24.600	(17) 27.750	(14) 25.500	(18) 24.450		150.200
21	SLO - Slovenia	(18) 25.450	17) 24.200	22) 24.450	(25) 26.700	(20) 24.800	(23) 23.350		148.950
22	DEN - Denmark	(25) 25.250	24) 22.300	21) 24.600	(26) 26.600	(23) 24.600	(20) 24.200		147.550
23	CRO - Croatia	(11) 26.300	12) 25.100	27) 23.350	(29) 26.250	(29) 23.350	(28) 21.250		145.600
24	POL - Poland	(30) 23.850	22) 22.900	26) 23.700	(22) 27.200	(25) 24.400	(24) 23.150		145.200
25	LTU - Lithuania	(27) 25.050	29) 17.050	23) 24.000	(28) 26.400	(19) 25.100	(15) 24.750		142.350
26	NOR - Norway	(17) 25.500	26) 21.550	28) 22.800	(27) 26.500	(22) 24.650	(29) 20.550		141.550
27	LAT - Latvia	(24) 25.300	30) 14.900	25) 23.750	(7) 29.200	(24) 24.450	(22) 23.650		141.250
28	FIN - Finland	(22) 25.350	28) 17.350	29) 22.500	(18) 27.650	(30) 22.600	(27) 22.050		137.500
29	ISL - Iceland	(29) 24.000	27) 21.450	30) 21.150	(24) 26.800	(28) 23.750	(30) 19.550		136.700
30	GRE - Greece	(26) 25.150	31) 13.500	24) 23.950	(30) 25.700	(26) 24.150	(25) 23.150		135.600
31	AZE - Azerbaijan	(31) 11.950	23) 22.600	31) 12.100	(31) 13.250	(31) 11.700	(31) 11.150		82.750











Gymnastics



## RESULTS

### MEN'S TEAM COMPETITION

Rank	Bib	NOC Name							Pen.	Total	Ind. Ran
<b>1</b>		<b>RUS - Russia</b>									
	284	ZYRIANOV Grigorii	13.100	13.950	13.250	14.450	14,250	13,050		82.050	(3)
	286	LAGUTOV Andrey	13.750	12.700	13.600	14.250	12,500	13,650		80.450	(9)
	285	STEPANOV Sergey	13.700	13.850	12.350	14.800	13,100	12,450		80.250	(10)
		<b>Total</b>	(3) 27.450	(1) 27.800	(8) 26.850	(6) 29.250	(3) 27.350	(4) 26.700		<b>165.400</b>	
<b>2</b>		<b>GBR - Great Britain</b>									
	240	TULLOCH Courtney	13.850	13.000	14.450	14.325	14,050	12,450		82.500	(1)
	239	BAINES Frank	14.350	13.350	12.700	14.600	14,050	12,700		81.750	(5)
	241	CUNNINGHAM Dominick	13.250	12.450	13.400	13.950	13,300	12,350		79.350	(16)
		<b>Total</b>	(1) 28.200	(6) 26.350	(1) 27.850	(4) 29.300	(2) 28.100	(12) 25.150		<b>164.950</b>	
<b>3</b>		<b>SUI - Switzerland</b>									
	293	BAUMANN Christian	11.900	12.250	13.300	14.725	13,800	13,800		80.150	(11)
	294	WALTER Marco	13.500	12.950	11.650	14.925	13,900	12,500		79.850	(12)
	295	YUSOF Eddy		11.850	13.750		14,500	13,400		53.500	(86)
		<b>Total</b>	(19) 25.400	11) 25.200	(6) 27.050	(1) 30.450	(1) 28.400	(1) 27.200		<b>163.700</b>	
<b>4</b>		<b>ROU - Romania</b>									
	282	GROZA Andrei Ioan	13.650	12.250	14.100	14.700	14,100	13,050		81.850	(4)
	283	RADEANU Daniel Petrica	14.100	12.050	13.100	15.050	10,750	13,100		78.250	(22)
	281	AVRAM Alexandru	12.700	10.850	12.600	13.450	12,400	12,450		74.450	(48)
		<b>Total</b>	(2) 27.750	15) 24.300	(5) 27.200	(2) 29.850	(7) 26.500	(7) 26.150		<b>161.750</b>	
<b>5</b>		<b>BEL - Belgium</b>									
	209	GENTGES Maxime	13.350	13.500	13.300	14.700	12,600	13,250		80.750	(8)
	211	LOUWIJE Bram	13.450	13.700	12.900	13.700	12,650	13,000		79.400	(15)
	210	KENIS Daan	13.400	11.700	12.850	14.200	12,700	12,050		76.900	(29)
		<b>Total</b>	(5) 26.850	(2) 27.200	11) 26.200	(8) 28.950	(15) 25.350	(6) 26.250		<b>160.800</b>	
<b>6</b>		<b>FRA - France</b>									
	237	DEKEYNE Benjamin	13.200	12.850	13.100	14.550	13,400	11,650		78.750	(19)
	238	MICHOLET Stephen	12.650	13.000	14.100	14.150	12,600	12,150		78.650	(20)
	236	CLARIVET Matthieu	12.800	12.150	13.500	13.500	13,250	12,450		77.650	(25)
		<b>Total</b>	(14) 26.000	(7) 25.850	(2) 27.600	(10) 28.700	(6) 26.650	(17) 24.600		<b>159.400</b>	









Gymnastics



## RESULTS

### MEN'S TEAM COMPETITION

Rank	Bib	NOC Name							Pen.	Total	Ind. Ran
<b>7</b>		<b>BLR - Belarus</b>									
	213	MIKHALITSYN Vasili	12.850	14.000	10.700	14.350	13.750	13.350		79.000	(17)
	214	TSIARESHKA Artsion	12.550	12.400	11.950	14.250	12,650	11,300		75.100	(42)
	212	KUSHNERYK Aliaksei	13.550	12.100	12.750	0.000	13,200	12,650		64.250	(78)
		<b>Total</b>	(8) 26.400	(5) 26.400	19) 24.700	(11) 28.600	(4) 26.950	(8) 26.000		<b>159.050</b>	
<b>8</b>		<b>HUN - Hungary</b>									
	250	VAGNER Levente	13.650	12.700	13.700	14.450	13,650	12,800		80.950	(7)
	249	SELMECZI Bank	13.500	12.200	12.700	13.800	13,100	12,100		77.400	(27)
	248	MAKRA Laszlo	13.200	8.550	12.400	14.350	12,900	11,000		72.400	(61)
		<b>Total</b>	(4) 27.150	13) 24.900	10) 26.400	(9) 28.800	(5) 26.750	(14) 24.900		<b>158.900</b>	
<b>9</b>		<b>NED - Netherlands</b>									
	273	SCHMIDT Casimir	12.800	12.600	13.400	14.275	12,450	13,200		79.750	(13)
	274	VAN TIENDEREN Bryan	13.150	13.150	12.700	13.700	11,350	13,250		77.300	(28)
	272	KOSZTKA Karl	13.300	10.900	12.750	13.650	11,650	13,500		76.100	(35)
		<b>Total</b>	(7) 26.450	(8) 25.750	12) 26.150	(5) 29.300	(27) 24.100	(3) 26.750		<b>158.500</b>	
<b>10</b>		<b>ITA - Italy</b>									
	260	LANDINI Filippo	13.150	12.900	13.350	13.100	13,450	12,850		78.800	(18)
	262	SESTINI Lorenzo	12.450	11.150	12.700	14.450	12,750	13,350		76.850	(30)
	261	SANVITO Michele Aldo	12.650	12.500	11.550	13.050	12,050	13,300		75.100	(43)
		<b>Total</b>	(15) 25.800	(9) 25.400	13) 26.050	(20) 27.550	(9) 26.200	(5) 26.650		<b>157.650</b>	
<b>11</b>		<b>ESP - Spain</b>									
	231	PEREZ MARCHANT Ju	13.050	10.350	13.750	15.000	12,550	12,750		77.900	(24)
	232	TORREGROSA Borja	12.650	11.950	13.600	13.900	12,550	12,850		77.500	(26)
	230	ALVAREZ SERRANO Ro	13.300	11.050	12.800	14.200	10,800	13,150		75.300	(40)
		<b>Total</b>	(9) 26.350	21) 23.000	(3) 27.350	(3) 29.650	(18) 25.100	(9) 26.000		<b>157.450</b>	
<b>12</b>		<b>GER - Germany</b>									
	243	WEINERT Daniel	12.350	12.650	13.700	14.400	13,900	11,500		78.500	(21)
	244	SCHLOTTERER Lukas	13.000	11.100	13.150	13.450	11,200	13,500		75.400	(39)
	242	LEIBIGER Tim	12.250	11.550	12.150	13.400	12,300	13,300		74.950	(44)
		<b>Total</b>	(21) 25.350	16) 24.200	(9) 26.850	(16) 27.850	(10) 26.200	(2) 26.800		<b>157.250</b>	









Gymnastics



## RESULTS

### MEN'S TEAM COMPETITION

Rank	Bib	NOC Name							Pen.	Total	Ind. Ran
<b>13</b>		<b>CYP - Cyprus</b>									
	221	KRASIAS Michalis	13.300	14.000	13.700	14.450	13,100	13,800		82.350	( 2)
	223	SOLEAS Christos	12.850	11.250	11.900	12.800	12,900	10,400		73.100	(57)
	222	LOUCAIDES Stefanos	11.650	11.300	11.350	13.150	12,800	11,250		72.350	(62)
		<b>Total</b>	(12) 26.150	10) 25.300	15) 25.600	(12) 28.450	(13) 26.000	(13) 25.050		<b>156.550</b>	
<b>14</b>		<b>ARM - Armenia</b>									
	201	MOVSISYAN Aram	13.000	11.150	13.050	14.075	12,700	12,450		76.600	(32)
	202	PETROSYAN Armen	11.600	14.050	13.000	12.150	12,050	12,850		75.700	(37)
	200	KOCHARYAN Karen	12.400	12.600		13.350				38.350	(88)
		<b>Total</b>	(20) 25.400	(3) 26.650	14) 26.050	(19) 27.600	(21) 24.750	(10) 25.300		<b>155.750</b>	
<b>15</b>		<b>TUR - Turkey</b>									
	303	COLAK Ibrahim	13.150	11.400	14.200	13.000	13,750	12,750		78.250	(23)
	304	PEK Baris	13.600	12.150	12.850	14.050	12,650	11,050		76.350	(33)
	302	BAS Abdulkadir		11.450	11.900		12,750	11,300		47.400	(87)
		<b>Total</b>	(6) 26.750	20) 23.600	(7) 27.050	(23) 27.050	(8) 26.500	(21) 24.050		<b>155.000</b>	
<b>16</b>		<b>BUL - Bulgaria</b>									
	217	TUSHEV Veliko	11.750	12.600	13.850	13.050	12,100	12,400		75.750	(36)
	216	PEEV Dragomir	13.000	9.750	13.400	14.250	12,750	11,450		74.600	(46)
	215	ALEKSANDROV Yordan	11.900	11.450	11.700	12.900	12,600	12,850		73.400	(51)
		<b>Total</b>	(28) 24.900	18) 24.050	(4) 27.250	(21) 27.300	(16) 25.350	(11) 25.250		<b>154.100</b>	
<b>17</b>		<b>UKR - Ukraine</b>									
	305	KULAXIZOV Ruslan	12.900	13.250	12.850	13.550	13,350	10,950		76.850	(31)
	306	GRYBUK Volodymyr	13.150	12.150	12.200	14.075	12,800	11,450		76.100	(34)
	307	YEGOROV Ilyya		13.250	12.150		12,500			37.900	(89)
		<b>Total</b>	(13) 26.050	(4) 26.500	16) 25.050	(15) 27.900	(11) 26.150	(26) 22.400		<b>154.050</b>	
<b>18</b>		<b>CZE - Czech Republic</b>									
	225	RADOVESNICKY Daniel	13.100	12.450	13.050	14.200	13,500	13,150		79.450	(14)
	226	SMEKAL Radek	12.200	12.000	11.400	13.850	12,550	11,000		73.000	(59)
	224	KARDOS David	12.100	9.400	11.750	14.100	12,250	11,500		71.100	(68)
		<b>Total</b>	(23) 25.300	14) 24.450	17) 24.800	(13) 28.300	(12) 26.050	(16) 24.650		<b>153.550</b>	









Gymnastics



## RESULTS

### MEN'S TEAM COMPETITION

Rank	Bib	NOC Name							Pen.	Total	Ind. Ran
<b>19</b>		<b>SRB - Serbia</b>									
	290	DEJANOVIC Bojan	12.700	12.500	10.800	13.750	12.550	12.450		74.750	(45)
	292	MAROVIC Bozidar	12.850	11.550	11.900	14.350	12.650	11.250		74.550	(47)
	291	DORDEVIC Dusan	12.950	9.350	12.850	13.400	11.700	11.950		72.200	(63)
		<b>Total</b>	(16) 25.800	19) 24.050	18) 24.750	(14) 28.100	(17) 25.200	(19) 24.400		<b>152.300</b>	
<b>20</b>		<b>SWE - Sweden</b>									
	299	SOOS Christopher	13.100	11.200	12.400	13.775	12.950	11.550		75.250	(41)
	301	KIRMES Karl Oskar	13.050	10.350	12.200	13.700	12,300	12,200		73.800	(50)
	300	GREEN Carl	13.200	10.400	11.500	13.800	12,550	12,250		73.200	(55)
		<b>Total</b>	(10) 26.300	25) 21.600	20) 24.600	(17) 27.750	(14) 25.500	(18) 24.450		<b>150.200</b>	
<b>21</b>		<b>SLO - Slovenia</b>									
	287	PECAN Matic	12.750	11.100	12.700	13.150	12,000	12,200		73.900	(49)
	288	POTOCNIK Ziga	12.700	11.150	11.750	13.550	12,800	11,150		73.100	(58)
	289	KISEK Luka		13.050	10.750	12.650				36.450	(90)
		<b>Total</b>	(18) 25.450	17) 24.200	22) 24.450	(25) 26.700	(20) 24.800	(23) 23.350		<b>148.950</b>	
<b>22</b>		<b>DEN - Denmark</b>									
	228	FRANSEN Marcus	12.650	10.700	12.500	13.050	12,650	11,800		73.350	(53)
	227	RIDDER Lukas	12.600	10.700	12.100	13.550	11,950	12,400		73.300	(54)
	229	JOHANSEN Mathias	12.500	11.600	11.600	12.450	11,450	11,700		71.300	(66)
		<b>Total</b>	(25) 25.250	24) 22.300	21) 24.600	(26) 26.600	(23) 24.600	(20) 24.200		<b>147.550</b>	
<b>23</b>		<b>CRO - Croatia</b>									
	219	KUSAN Leonardo	12.550	13.350	12.600	13.250	12,400	11,500		75.650	(38)
	218	KOROSTELJEV Andrej	13.750	9.800	10.750	13.000	10,950	9,750		68.000	(75)
	220	PRPIC Renato	10.400	11.750		11.300				33.450	(92)
		<b>Total</b>	(11) 26.300	12) 25.100	27) 23.350	(29) 26.250	(29) 23.350	(28) 21.250		<b>145.600</b>	
<b>24</b>		<b>POL - Poland</b>									
	280	RABSTAJN Patryk	12.100	12.700	11.000	13.850	12,400	11,150		73.200	(56)
	279	POZOWSKI Jacek	11.750	10.200	12.700	13.350	12,000	11,750		71.750	(65)
	278	ADMACZYK Bartłomiej	11.100	7.150	3.650	12.050	10,750	11,400		56.100	(84)
		<b>Total</b>	(30) 23.850	22) 22.900	26) 23.700	(22) 27.200	(25) 24.400	(24) 23.150		<b>145.200</b>	











Gymnastics



**RESULTS**  
**MEN'S TEAM COMPETITION**


Rank	Bib	NOC Name							Pen.	Total	Ind. Ran
<b>25</b>		<b>LTU - Lithuania</b>									
	267	TVOROGAL Robert	13.100	13.200	13.600	14.025	13,750	13,700		81.000	(6)
	266	CHANIN Viaceslav	11.950	3.850	10.400	12.700	11,350	11,050		61.350	(82)
		<b>Total</b>	(27) 25.050 (29)	17.050 (23)	24.000 (28)	26.400 (19)	25.100 (15)	24.750		<b>142.350</b>	
<b>26</b>		<b>NOR - Norway</b>									
	275	GIACHINO Pietro	12.450	11.100	11.100	12.550	11,500	11,150		69.850	(70)
	276	KALVO Odin Martin Des	12.400	9.850	11.700	12.750	12,350	9,400		68.450	(74)
	277	UDBYE Oliver	13.050	10.450	9.950	13.625	12,300	4,100		63.600	(79)
		<b>Total</b>	(17) 25.500 (26)	21.550 (28)	22.800 (27)	26.500 (22)	24.650 (29)	20.550		<b>141.550</b>	
<b>27</b>		<b>LAT - Latvia</b>									
	265	PAJADA Aleksejs	12.650	7.450	12.000	14.075	11,850	12,150		70.400	(69)
	264	SLEDEVSKI Rainers	12.250	7.450	11.750	13.800	12,600	11,500		69.350	(71)
	263	BUCULIS Germans	12.650			14.125				27.550	(93)
		<b>Total</b>	(24) 25.300 (30)	14.900 (25)	23.750 (7)	29.200 (24)	24.450 (22)	23.650		<b>141.250</b>	
<b>28</b>		<b>FIN - Finland</b>									
	233	LAMBERG Aaro	12.800	9.050	11.000	13.200	11,450	11,100		68.600	(73)
	234	KANERVA Olli	11.500	7.950	11.500	12.400	11,150	10,650		65.150	(77)
	235	SAARENKETO Heikki	12.550	8.300	10.700	14.300	5,100	10,950		62.050	(81)
		<b>Total</b>	(22) 25.350 (28)	17.350 (29)	22.500 (18)	27.650 (30)	22.600 (27)	22.050		<b>137.500</b>	
<b>29</b>		<b>ISL - Iceland</b>									
	256	SIGURDARSON Sigur	11.900	10.150	11.350	12.400	12,400	9,350		67.550	(76)
	255	HILMARSSON Hrobjartur	8.600	7.650	9.800	10.750	10,350	10,200		57.350	(83)
	254	GUDMUNDSSON Gardar	12.100	11.300		13.800	11,350	5,400		54.550	(85)
		<b>Total</b>	(29) 24.000 (27)	21.450 (30)	21.150 (24)	26.800 (28)	23.750 (30)	19.550		<b>136.700</b>	
<b>30</b>		<b>GRE - Greece</b>									
	246	TANTALIDIS Vasileios	12.800	11.600	12.400	12.200	12,200	12,200		73.400	(52)
	245	KIOSIS Dimitrios	12.350	1.900	11.550	12.750	11,950	10,950		62.200	(80)
		<b>Total</b>	(26) 25.150 (31)	13.500 (24)	23.950 (30)	25.700 (26)	24.150 (25)	23.150		<b>135.600</b>	
<b>31</b>		<b>AZE - Azerbaijan</b>									
	207	BALAKISHIYEV Ruslan	11.950	9.150	12.100	12.600	11,700	11,150		69.300	(72)
	206	AGHADADAYEV Elvin		13.450						13.450	(94)
		<b>Total</b>	(31) 11.950 (23)	22.600 (31)	12.100 (31)	13.250 (31)	11.700 (31)	11.150		<b>82.750</b>	

## RESULTS

### MEN'S QUALIFICATIONS FOR CII







Rank	Bib	Name								Total	
1	240	TULLOCH Courtney	GBR	13,850	13,000	14,450	14,700	14,050	12,450	<b>82,500</b>	Q
2	221	KRASIAS Michalis	CYP	13,300	14,000	13,700	14,450	13,100	13,800	<b>82,350</b>	Q
3	284	ZYRIANOV Grigorii	RUS	13,100	13,950	13,250	14,450	14,250	13,050	<b>82,050</b>	Q
4	282	GROZA Andrei Ioan	ROU	13,650	12,250	14,100	14,700	14,100	13,050	<b>81,850</b>	Q
5	239	BAINES Frank	GBR	14,350	13,350	12,700	14,600	14,050	12,700	<b>81,750</b>	Q
6	267	TVOROGAL Robert	LTU	13,100	13,200	13,600	13,650	13,750	13,700	<b>81,000</b>	Q
7	250	VAGNER Levente	HUN	13,650	12,700	13,700	14,450	13,650	12,800	<b>80,950</b>	Q
8	209	GENTGES Maxime	BEL	13,350	13,500	13,300	14,750	12,600	13,250	<b>80,750</b>	Q
9	286	LAGUTOV Andrey	RUS	13,750	12,700	13,600	14,250	12,500	13,650	<b>80,450</b>	Q
10	285	STEPANOV Sergey	RUS	13,700	13,850	12,350	14,800	13,100	12,450	<b>80,250</b>	
11	293	BAUMANN Christian	SUI	11,900	12,250	13,300	15,100	13,800	13,800	<b>80,150</b>	Q
12	294	WALTER Marco	SUI	13,500	12,950	11,650	15,350	13,900	12,500	<b>79,850</b>	Q
13	273	SCHMIDT Casimir	NED	12,800	12,600	13,400	15,300	12,450	13,200	<b>79,750</b>	Q
14	225	RADOVESNICKY Daniel	CZE	13,100	12,450	13,050	14,200	13,500	13,150	<b>79,450</b>	Q
15	211	LOUWIJE Bram	BEL	13,450	13,700	12,900	13,700	12,650	13,000	<b>79,400</b>	Q
16	241	CUNNINGHAM Dominick	GBR	13,250	12,450	13,400	14,600	13,300	12,350	<b>79,350</b>	
17	213	MIKHALITSYN Vasili	BLR	12,850	14,000	10,700	14,350	13,750	13,350	<b>79,000</b>	Q
18	260	LANDINI Filippo	ITA	13,150	12,900	13,350	13,100	13,450	12,850	<b>78,800</b>	Q
19	237	DEKEYNE Benjamin	FRA	13,200	12,850	13,100	14,550	13,400	11,650	<b>78,750</b>	Q
20	238	MICHOLET Stephen	FRA	12,650	13,000	14,100	14,150	12,600	12,150	<b>78,650</b>	Q
21	243	WEINERT Daniel	GER	12,350	12,650	13,700	14,400	13,900	11,500	<b>78,500</b>	Q
22	283	RADEANU Daniel Petrica Vasile	ROU	14,100	12,050	13,100	15,150	10,750	13,100	<b>78,250</b>	Q
23	303	COLAK Ibrahim	TUR	13,150	11,400	14,200	13,000	13,750	12,750	<b>78,250</b>	Q
24	231	PEREZ MARCHANT Julian	ESP	13,050	10,350	13,750	15,450	12,550	12,750	<b>77,900</b>	Q
25	236	CLARIVET Matthieu	FRA	12,800	12,150	13,500	13,500	13,250	12,450	<b>77,650</b>	
26	232	TORREGROSA Borja	ESP	12,650	11,950	13,600	13,900	12,550	12,850	<b>77,500</b>	Q
27	249	SELMECZI Bank	HUN	13,500	12,200	12,700	13,800	13,100	12,100	<b>77,400</b>	Q
28	274	VAN TIENDEREN Bryan	NED	13,150	13,150	12,700	13,700	11,350	13,250	<b>77,300</b>	R
29	210	KENIS Daan	BEL	13,400	11,700	12,850	14,200	12,700	12,050	<b>76,900</b>	
30	305	KULAXIZOV Ruslan	UKR	12,900	13,250	12,850	13,550	13,350	10,950	<b>76,850</b>	R
31	262	SESTINI Lorenzo	ITA	12,450	11,150	12,700	14,450	12,750	13,350	<b>76,850</b>	R
32	201	MOVSISYAN Aram	ARM	13,000	11,150	13,050	14,250	12,700	12,450	<b>76,600</b>	R
33	304	PEK Baris	TUR	13,600	12,150	12,850	14,050	12,650	11,050	<b>76,350</b>	
34	272	KOSZTKA Karl	NED	13,300	10,900	12,750	14,000	11,650	13,500	<b>76,100</b>	

**RESULTS**  
**MEN'S QUALIFICATIONS FOR CII**

Rank	Bib	Name								Total
35	306	GRYBUK Volodymyr	UKR	13,150	12,150	12,200	14,350	12,800	11,450	<b>76,100</b>
36	217	TUSHEV Veliko	BUL	11,750	12,600	13,850	13,050	12,100	12,400	<b>75,750</b>
37	202	PETROSYAN Armen	ARM	11,600	14,050	13,000	12,150	12,050	12,850	<b>75,700</b>
38	219	KUSAN Leonardo	CRO	12,550	13,350	12,600	13,250	12,400	11,500	<b>75,650</b>
39	244	SCHLOTTERER Lukas	GER	13,000	11,100	13,150	13,450	11,200	13,500	<b>75,400</b>
40	230	ALVAREZ SERRANO Roberto	ESP	13,300	11,050	12,800	14,200	10,800	13,150	<b>75,300</b>
41	299	SOOS Christopher	SWE	13,100	11,200	12,400	14,050	12,950	11,550	<b>75,250</b>
42	214	TSIARESHKA Artsion	BLR	12,550	12,400	11,950	14,250	12,650	11,300	<b>75,100</b>
43	261	SANVITO Michele Aldo	ITA	12,650	12,500	11,550	13,050	12,050	13,300	<b>75,100</b>
44	242	LEIBIGER Tim	GER	12,250	11,550	12,150	13,400	12,300	13,300	<b>74,950</b>
45	290	DEJANOVIC Bojan	SRB	12,700	12,500	10,800	13,750	12,550	12,450	<b>74,750</b>
46	216	PEEV Dragomir	BUL	13,000	9,750	13,400	14,250	12,750	11,450	<b>74,600</b>
47	292	MAROVIC Bozidar	SRB	12,850	11,550	11,900	14,350	12,650	11,250	<b>74,550</b>
48	281	AVRAM Alexandru	ROU	12,700	10,850	12,600	13,450	12,400	12,450	<b>74,450</b>
49	287	PECAN Matic	SLO	12,750	11,100	12,700	13,150	12,000	12,200	<b>73,900</b>
50	301	KIRMES Karl Oskar	SWE	13,050	10,350	12,200	13,700	12,300	12,200	<b>73,800</b>
51	215	ALEKSANDROV Yordan	BUL	11,900	11,450	11,700	12,900	12,600	12,850	<b>73,400</b>
52	246	TANTALIDIS Vasileios	GRE	12,800	11,600	12,400	12,200	12,200	12,200	<b>73,400</b>
53	228	FRANSEN Marcus	DEN	12,650	10,700	12,500	13,050	12,650	11,800	<b>73,350</b>
54	227	RIDDER Lukas	DEN	12,600	10,700	12,100	13,550	11,950	12,400	<b>73,300</b>
55	300	GREEN Carl	SWE	13,200	10,400	11,500	13,300	12,550	12,250	<b>73,200</b>
56	280	RABSTAJN Patryk	POL	12,100	12,700	11,000	13,850	12,400	11,150	<b>73,200</b>
57	288	POTOCNIK Ziga	SLO	12,700	11,150	11,750	13,550	12,800	11,150	<b>73,100</b>
58	223	SOLEAS Christos	CYP	12,850	11,250	11,900	13,800	12,900	10,400	<b>73,100</b>
59	226	SMEKAL Radek	CZE	12,200	12,000	11,400	13,850	12,550	11,000	<b>73,000</b>
60	203	KRANZLMUELLER Severin	AUT	12,250	10,700	12,250	12,950	11,500	13,000	<b>72,650</b>
61	248	MAKRA Laszlo	HUN	13,200	8,550	12,400	14,350	12,900	11,000	<b>72,400</b>
62	222	LOUCAIDES Stefanos	CYP	11,650	11,300	11,350	14,000	12,800	11,250	<b>72,350</b>
63	291	DORDEVIC Dusan	SRB	12,950	9,350	12,850	13,400	11,700	11,950	<b>72,200</b>
64	296	VARGOVSKY Ivan	SVK	13,050	10,550	11,950	12,900	11,650	12,000	<b>72,100</b>
65	279	POZOWSKI Jacek	POL	11,750	10,200	12,700	13,350	12,000	11,750	<b>71,750</b>
66	229	JOHANSEN Mathias	DEN	12,500	11,600	11,600	12,450	11,450	11,700	<b>71,300</b>
67	257	ARNON Tom	ISR	12,100	7,000	12,650	13,500	12,450	13,450	<b>71,150</b>
68	224	KARDOS David	CZE	12,100	9,400	11,750	14,100	12,250	11,500	<b>71,100</b>

## RESULTS

### MEN'S QUALIFICATIONS FOR CII


Rank	Bib	Name								Total
69	265	PAJADA Aleksejs	LAT	12,650	7,450	12,000	14,300	11,850	12,150	70,400
70	275	GIACHINO Pietro	NOR	12,450	11,100	11,100	12,550	11,500	11,150	69,850
71	264	SLEDEVSKI Rainers	LAT	12,250	7,450	11,750	13,800	12,600	11,500	69,350
72	207	BALAKISHIYEV Ruslan	AZE	11,950	9,150	12,100	13,250	11,700	11,150	69,300
73	233	LAMBERG Aaro	FIN	12,800	9,050	11,000	13,200	11,450	11,100	68,600
74	276	KALVO Odin Martin Dessard	NOR	12,400	9,850	11,700	12,750	12,350	9,400	68,450
75	218	KOROSTELJEV Andrej	CRO	13,750	9,800	10,750	13,000	10,950	9,750	68,000
76	256	SIGURDARSON Sigurdur Andres	ISL	11,900	10,150	11,350	12,400	12,400	9,350	67,550
77	234	KANERVA Olli	FIN	11,500	7,950	11,500	12,400	11,150	10,650	65,150
78	212	KUSHNERYSK Aliaksei	BLR	13,550	12,100	12,750	0,000	13,200	12,650	64,250
79	277	UDBYE Oliver	NOR	13,050	10,450	9,950	13,750	12,300	4,100	63,600
80	245	KIOSIS Dimitrios	GRE	12,350	1,900	11,550	13,500	11,950	10,950	62,200
81	235	SAARENKETO Heikki	FIN	12,550	8,300	10,700	14,450	5,100	10,950	62,050
82	266	CHANIN Viaceslav	LTU	11,950	3,850	10,400	12,750	11,350	11,050	61,350
83	255	HILMARSSON Hrobjartur Palmar	ISL	8,600	7,650	9,800	10,750	10,350	10,200	57,350
84	278	ADMACZYK Bartłomiej	POL	11,100	7,150	3,650	12,050	10,750	11,400	56,100
85	254	GUDMUNDSSON Gardar Egill	ISL	12,100	11,300		14,400	11,350	5,400	54,550
86	295	YUSOF Eddy	SUI		11,850	13,750		14,500	13,400	53,500
87	302	BAS Abdulkadir	TUR		11,450	11,900		12,750	11,300	47,400
88	200	KOCHARYAN Karen	ARM	12,400	12,600		13,350			38,350
89	307	YEGOROV Illya	UKR		13,250	12,150		12,500		37,900
90	289	KISEK Luka	SLO		13,050	10,750	12,650			36,450
91	269	BOSNAK Dino	MKD	11,200			13,250	11,350		35,800
92	220	PRPIC Renato	CRO	10,400	11,750		11,300			33,450
93	263	BUCULIS Germans	LAT	12,650			14,900			27,550
94	206	AGHADADAYEV Elvin	AZE		13,450					13,450



Gymnastics



RESULTS C1  
MEN'S FLOOR EXERCISE QUALIFICATION



Rank	Bib	Name	NOC	D Score	E Score	Pen.	Total	
1.	239	BAINES Frank	GBR	5,40	8.95		14.350	Q
2.	283	RADEANU Daniel Petrica Vasile	ROU	5,60	8.50		14.100	Q
3.	240	TULLOCH Courtney	GBR	5,10	8.75		13.850	Q
4.	218	KOROSTELJEV Andrej	CRO	5,10	8.65		13.750	Q
5.	286	LAGUTOV Andrey	RUS	4,90	8.85		13.750	Q
6.	285	STEPANOV Sergey	RUS	5,20	8.50		13.700	Q
7.	282	GROZA Andrei Ioan	ROU	5,20	8.45		13.650	Q
8.	250	VAGNER Levente	HUN	5,20	8.45		13.650	Q
9.	304	PEK Baris	TUR	4,90	8.70		13.600	R
10.	212	KUSHNEREK Aliaksei	BLR	5,00	8.55		13.550	R
11.	294	WALTER Marco	SUI	4,90	8.60		13.500	R
12.	249	SELMECZI Bank	HUN	4,90	8.60		13.500	
13.	211	LOUWIJE Bram	BEL	4,70	8.75		13.450	
14.	210	KENIS Daan	BEL	5,00	8.40		13.400	
15.	209	GENTGES Maxime	BEL	5,00	8.35		13.350	
16.	221	KRASIAS Michalis	CYP	4,80	8.50		13.300	
17.	272	KOSZTKA Karl	NED	4,70	8.60		13.300	
18.	230	ALVAREZ SERRANO Roberto	ESP	5,00	8.40	0.10	13.300	
19.	241	CUNNINGHAM Dominick	GBR	4,70	8.55		13.250	
20.	300	GREEN Carl	SWE	4,70	8.50		13.200	
21.	248	MAKRA Laszlo	HUN	4,70	8.50		13.200	
22.	237	DEKEYNE Benjamin	FRA	4,70	8.50		13.200	
23.	306	GRYBUK Volodymyr	UKR	4,90	8.25		13.150	
24.	260	LANDINI Filippo	ITA	4,80	8.35		13.150	
25.	303	COLAK Ibrahim	TUR	4,60	8.55		13.150	
26.	274	VAN TIENDEREN Bryan	NED	4,30	8.85		13.150	
27.	225	RADOVESNICKY Daniel	CZE	4,80	8.30		13.100	
28.	299	SOOS Christopher	SWE	4,40	8.70		13.100	
29.	284	ZYRIANOV Grigorii	RUS	4,90	8.30	0.10	13.100	
30.	267	TVOROGAL Robert	LTU	4,70	8.40		13.100	
31.	231	PEREZ MARCHANT Julian	ESP	4,90	8.15		13.050	
32.	301	KIRMES Karl Oskar	SWE	4,80	8.25		13.050	
33.	277	UDBYE Oliver	NOR	4,60	8.45		13.050	
34.	296	VARGOVSKY Ivan	SVK	4,60	8.45		13.050	

Data service provided by France Promo Gym - [www.francepromogym.com](http://www.francepromogym.com)

Heure: 09:48  
Date: 28-07-2011  
Page: 1 / 3






Gymnastics



## RESULTS C1 MEN'S FLOOR EXERCISE QUALIFICATION



Rank	Bib	Name	NOC	D Score	E Score	Pen.	Total
35.	244	SCHLOTTERER Lukas	GER	4,60	8.50	0.10	13.000
36.	216	PEEV Dragomir	BUL	4,90	8.10		13.000
37.	201	MOVSISYAN Aram	ARM	4,50	8.50		13.000
38.	291	DORDEVIC Dusan	SRB	4,50	8.45		12.950
39.	305	KULAXIZOV Ruslan	UKR	4,60	8.30		12.900
40.	223	SOLEAS Christos	CYP	4,40	8.45		12.850
41.	292	MAROVIC Bozidar	SRB	4,30	8.55		12.850
42.	213	MIKHALITSYN Vasili	BLR	4,50	8.35		12.850
43.	233	LAMBERG Aaro	FIN	4,70	8.10		12.800
44.	246	TANTALIDIS Vasileios	GRE	4,60	8.20		12.800
45.	273	SCHMIDT Casimir	NED	5,40	7.80	0.40	12.800
46.	236	CLARIVET Matthieu	FRA	4,30	8.50		12.800
47.	287	PECAN Matic	SLO	4,70	8.05		12.750
48.	288	POTOCNIK Ziga	SLO	4,30	8.40		12.700
49.	281	AVRAM Alexandru	ROU	4,60	8.10		12.700
50.	290	DEJANOVIC Bojan	SRB	4,00	8.70		12.700
51.	261	SANVITO Michele Aldo	ITA	4,50	8.15		12.650
52.	265	PAJADA Aleksejs	LAT	4,40	8.25		12.650
53.	228	FRANSEN Marcus	DEN	4,40	8.25		12.650
54.	263	BUCULIS Germans	LAT	4,40	8.25		12.650
55.	232	TORREGROSA Borja	ESP	4,20	8.45		12.650
56.	238	MICHOLET Stephen	FRA	4,10	8.55		12.650
57.	227	RIDDER Lukas	DEN	4,40	8.20		12.600
58.	214	TSIARESHKA Artsion	BLR	4,60	8.05	0.10	12.550
59.	235	SAARENKETO Heikki	FIN	4,70	7.85		12.550
60.	219	KUSAN Leonardo	CRO	4,20	8.35		12.550
61.	229	JOHANSEN Mathias	DEN	4,10	8.40		12.500
62.	275	GIACHINO Pietro	NOR	4,40	8.05		12.450
63.	262	SESTINI Lorenzo	ITA	4,20	8.25		12.450
64.	276	KALVO Odin Martin Dessard	NOR	4,50	7.90		12.400
65.	200	KOCHARYAN Karen	ARM	4,10	8.30		12.400
66.	243	WEINERT Daniel	GER	4,90	7.45		12.350
67.	245	KIOSIS Dimitrios	GRE	4,40	7.95		12.350
68.	242	LEIBIGER Tim	GER	4,80	7.45		12.250

Data service provided by France Promo Gym - [www.francepromogym.com](http://www.francepromogym.com)

Heure: 09:48  
Date: 28-07-2011  
Page: 2 / 3






Gymnastics

TRABZON2011 11<sup>TH</sup> EUROPEAN YOUTH OLYMPIC FESTIVAL  
AVRUPA GENÇLİK OLİMPİK OYUNLARI



## RESULTS C1 MEN'S FLOOR EXERCISE QUALIFICATION



Rank	Bib	Name	NOC	D Score	E Score	Pen.	Total
69.	203	KRANZLMUELLER Severin	AUT	4,30	7.95		12.250
70.	264	SLEDEVSKI Rainers	LAT	4,00	8.25		12.250
71.	226	SMEKAL Radek	CZE	3,90	8.30		12.200
72.	254	GUDMUNDSSON Gardar Egill	ISL	4,30	7.90	0.10	12.100
73.	257	ARNON Tom	ISR	4,60	7.50		12.100
74.	224	KARDOS David	CZE	4,40	7.70		12.100
75.	280	RABSTAJN Patryk	POL	3,90	8.20		12.100
76.	207	BALAKISHIYEV Ruslan	AZE	4,40	7.65	0.10	11.950
77.	266	CHANIN Viaceslav	LTU	4,00	7.95		11.950
78.	293	BAUMANN Christian	SUI	4,80	7.30	0.20	11.900
79.	215	ALEKSANDROV Yordan	BUL	4,50	7.50	0.10	11.900
80.	256	SIGURDARSON Sigurdur Andres	ISL	4,40	7.80	0.30	11.900
81.	217	TUSHEV Veliko	BUL	4,60	7.45	0.30	11.750
82.	279	POZOWSKI Jacek	POL	3,90	7.85		11.750
83.	222	LOUCAIDES Stefanos	CYP	4,20	7.45		11.650
84.	202	PETROSYAN Armen	ARM	4,30	7.30		11.600
85.	234	KANERVA Olli	FIN	4,30	7.20		11.500
86.	269	BOSNAK Dino	MKD	4,50	6.70		11.200
87.	278	ADMACZYK Bartlomiej	POL	3,80	7.30		11.100
88.	220	PRPIC Renato	CRO	3,40	7.00		10.400
89.	255	HILMARSSON Hrobjartur Palmar	ISL	3,90	5.30	0.60	8.600

Data service provided by France Promo Gym - [www.francepromogym.com](http://www.francepromogym.com)

Heure: 09:48  
Date: 28-07-2011  
Page: 3 / 3






Gymnastics



## RESULTS C1 MEN'S POMMEL HORSE QUALIFICATION



Rank	Bib	Name	NOC	D Score	E Score	Pen.	Total	
1.	202	PETROSYAN Armen	ARM	4,90	9.15		14.050	Q
2.	213	MIKHALITSYN Vasili	BLR	4,80	9.20		14.000	Q
3.	221	KRASIAS Michalis	CYP	5,10	8.90		14.000	Q
4.	284	ZYRIANOV Grigorii	RUS	4,90	9.05		13.950	Q
5.	285	STEPANOV Sergey	RUS	4,80	9.05		13.850	Q
6.	211	LOUWIJE Bram	BEL	5,10	8.60		13.700	Q
7.	209	GENTGES Maxime	BEL	4,70	8.80		13.500	Q
8.	206	AGHADADAYEV Elvin	AZE	5,10	8.35		13.450	Q
9.	239	BAINES Frank	GBR	5,10	8.25		13.350	R
10.	219	KUSAN Leonardo	CRO	4,70	8.65		13.350	R
11.	305	KULAXIZOV Ruslan	UKR	4,90	8.35		13.250	R
12.	307	YEGOROV Illya	UKR	5,00	8.25		13.250	
13.	267	TVOROGAL Robert	LTU	5,10	8.10		13.200	
14.	274	VAN TIENDEREN Bryan	NED	4,30	8.85		13.150	
15.	289	KISEK Luka	SLO	4,20	8.85		13.050	
16.	240	TULLOCH Courtney	GBR	4,40	8.60		13.000	
17.	238	MICHOLET Stephen	FRA	4,20	8.80		13.000	
18.	294	WALTER Marco	SUI	4,20	8.75		12.950	
19.	260	LANDINI Filippo	ITA	4,40	8.50		12.900	
20.	237	DEKEYNE Benjamin	FRA	4,50	8.35		12.850	
21.	250	VAGNER Levente	HUN	5,10	7.60		12.700	
22.	280	RABSTAJN Patryk	POL	4,40	8.30		12.700	
23.	286	LAGUTOV Andrey	RUS	4,30	8.40		12.700	
24.	243	WEINERT Daniel	GER	4,40	8.25		12.650	
25.	217	TUSHEV Veliko	BUL	4,40	8.20		12.600	
26.	273	SCHMIDT Casimir	NED	4,40	8.20		12.600	
27.	200	KOCHARYAN Karen	ARM	3,80	8.80		12.600	
28.	290	DEJANOVIC Bojan	SRB	4,30	8.20		12.500	
29.	261	SANVITO Michele Aldo	ITA	4,40	8.10		12.500	
30.	241	CUNNINGHAM Dominick	GBR	4,80	7.65		12.450	
31.	225	RADOVESNICKY Daniel	CZE	3,80	8.65		12.450	
32.	214	TSIARESHKA Artsion	BLR	4,50	7.90		12.400	
33.	282	GROZA Andrei Ioan	ROU	4,60	7.65		12.250	
34.	293	BAUMANN Christian	SUI	4,50	7.75		12.250	

Data service provided by France Promo Gym - [www.francepromogym.com](http://www.francepromogym.com)

Heure: 09:49  
Date: 28-07-2011  
Page: 1 / 3








Gymnastics



## RESULTS C1 MEN'S POMMEL HORSE QUALIFICATION



Rank	Bib	Name	NOC	D Score	E Score	Pen.	Total
35.	249	SELMECZI Bank	HUN	4,70	7.50		12.200
36.	236	CLARIVET Matthieu	FRA	4,90	7.25		12.150
37.	304	PEK Baris	TUR	4,40	7.75		12.150
38.	306	GRYBUK Volodymyr	UKR	3,80	8.35		12.150
39.	212	KUSHNERYK Aliaksei	BLR	4,50	7.60		12.100
40.	283	RADEANU Daniel Petrica Vasile	ROU	3,80	8.25		12.050
41.	226	SMEKAL Radek	CZE	3,50	8.50		12.000
42.	232	TORREGROSA Borja	ESP	4,70	7.25		11.950
43.	295	YUSOF Eddy	SUI	4,50	7.35		11.850
44.	220	PRPIC Renato	CRO	3,90	7.85		11.750
45.	210	KENIS Daan	BEL	4,00	7.70		11.700
46.	246	TANTALIDIS Vasileios	GRE	4,40	7.20		11.600
47.	229	JOHANSEN Mathias	DEN	3,60	8.00		11.600
48.	242	LEIBIGER Tim	GER	4,00	7.55		11.550
49.	292	MAROVIC Bozidar	SRB	3,00	8.55		11.550
50.	302	BAS Abdulkadir	TUR	3,50	7.95		11.450
51.	215	ALEKSANDROV Yordan	BUL	3,50	7.95		11.450
52.	303	COLAK Ibrahim	TUR	4,20	7.20		11.400
53.	254	GUDMUNDSSON Gardar Egill	ISL	3,60	7.70		11.300
54.	222	LOUCAIDES Stefanos	CYP	3,30	8.00		11.300
55.	223	SOLEAS Christos	CYP	3,00	8.25		11.250
56.	299	SOOS Christopher	SWE	3,80	7.40		11.200
57.	201	MOVSISYAN Aram	ARM	4,30	7.15	0.30	11.150
58.	262	SESTINI Lorenzo	ITA	3,70	7.45		11.150
59.	288	POTOCNIK Ziga	SLO	3,50	7.65		11.150
60.	244	SCHLOTTERER Lukas	GER	4,40	6.70		11.100
61.	275	GIACHINO Pietro	NOR	3,80	7.30		11.100
62.	287	PECAN Matic	SLO	3,00	8.10		11.100
63.	230	ALVAREZ SERRANO Roberto	ESP	3,50	7.55		11.050
64.	272	KOSZTKA Karl	NED	3,80	7.10		10.900
65.	281	AVRAM Alexandru	ROU	3,90	6.95		10.850
66.	228	FRANSEN Marcus	DEN	3,60	7.10		10.700
67.	203	KRANZLMUELLER Severin	AUT	3,40	7.30		10.700
68.	227	RIDDER Lukas	DEN	3,30	7.40		10.700

Data service provided by France Promo Gym - [www.francepromogym.com](http://www.francepromogym.com)

Heure: 09:49  
Date: 28-07-2011  
Page: 2 / 3






Gymnastics



## RESULTS C1 MEN'S POMMEL HORSE QUALIFICATION



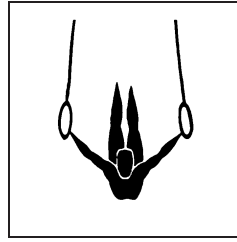
Rank	Bib	Name	NOC	D Score	E Score	Pen.	Total
69.	296	VARGOVSKY Ivan	SVK	3,40	7.15		10.550
70.	277	UDBYE Oliver	NOR	2,80	7.65		10.450
71.	300	GREEN Carl	SWE	2,80	7.60		10.400
72.	231	PEREZ MARCHANT Julian	ESP	3,30	7.05		10.350
73.	301	KIRMES Karl Oskar	SWE	3,50	6.85		10.350
74.	279	POZOWSKI Jacek	POL	4,10	6.10		10.200
75.	256	SIGURDARSON Sigurdur Andres	ISL	2,30	7.85		10.150
76.	276	KALVO Odin Martin Dessard	NOR	3,00	6.85		9.850
77.	218	KOROSTELJEV Andrej	CRO	4,80	5.00		9.800
78.	216	PEEV Dragomir	BUL	4,30	5.45		9.750
79.	224	KARDOS David	CZE	3,70	5.70		9.400
80.	291	DORDEVIC Dusan	SRB	3,40	5.95		9.350
81.	207	BALAKISHIYEV Ruslan	AZE	3,80	5.35		9.150
82.	233	LAMBERG Aaro	FIN	2,90	6.15		9.050
83.	248	MAKRA Laszlo	HUN	3,90	4.65		8.550
84.	235	SAARENKETO Heikki	FIN	2,30	6.00		8.300
85.	234	KANERVA Olli	FIN	2,90	5.05		7.950
86.	255	HILMARSSON Hrobjartur Palmar	ISL	3,20	4.45		7.650
87.	264	SLEDEVSKI Rainers	LAT	3,10	4.35		7.450
88.	265	PAJADA Aleksejs	LAT	2,70	4.75		7.450
89.	278	ADMACZYK Bartłomiej	POL	2,80	4.35		7.150
90.	257	ARNON Tom	ISR	2,90	4.10		7.000
91.	266	CHANIN Viaceslav	LTU	2,70	1.15		3.850
92.	245	KIOSIS Dimitrios	GRE	1,90	0.00		1.900



Gymnastics



## RESULTS C1 MEN'S RINGS QUALIFICATION



Rank	Bib	Name	NOC	D Score	E Score	Pen.	Total	
1.	240	TULLOCH Courtney	GBR	5,40	9.05		14.450	Q
2.	303	COLAK Ibrahim	TUR	5,20	9.00		14.200	Q
3.	238	MICHOLET Stephen	FRA	5,50	8.60		14.100	Q
4.	282	GROZA Andrei Ioan	ROU	5,20	8.90		14.100	Q
5.	217	TUSHEV Veliko	BUL	4,80	9.05		13.850	Q
6.	231	PEREZ MARCHANT Julian	ESP	4,80	8.95		13.750	Q
7.	295	YUSOF Eddy	SUI	4,80	8.95		13.750	Q
8.	221	KRASIAS Michalis	CYP	4,80	8.90		13.700	Q
9.	250	VAGNER Levente	HUN	4,80	8.90		13.700	R
10.	243	WEINERT Daniel	GER	4,90	8.80		13.700	R
11.	267	TVOROGAL Robert	LTU	5,00	8.60		13.600	R
12.	286	LAGUTOV Andrey	RUS	4,60	9.00		13.600	
13.	232	TORREGROSA Borja	ESP	4,80	8.80		13.600	
14.	236	CLARIVET Matthieu	FRA	4,50	9.00		13.500	
15.	216	PEEV Dragomir	BUL	5,20	8.20		13.400	
16.	241	CUNNINGHAM Dominick	GBR	4,70	8.70		13.400	
17.	273	SCHMIDT Casimir	NED	4,70	8.70		13.400	
18.	260	LANDINI Filippo	ITA	4,70	8.65		13.350	
19.	293	BAUMANN Christian	SUI	4,80	8.50		13.300	
20.	209	GENTGES Maxime	BEL	4,40	8.90		13.300	
21.	284	ZYRIANOV Grigorii	RUS	4,40	8.85		13.250	
22.	244	SCHLOTTERER Lukas	GER	4,60	8.55		13.150	
23.	237	DEKEYNE Benjamin	FRA	4,80	8.30		13.100	
24.	283	RADEANU Daniel Petrica Vasile	ROU	4,70	8.40		13.100	
25.	225	RADOVESNICKY Daniel	CZE	4,40	8.65		13.050	
26.	201	MOVSISYAN Aram	ARM	4,30	8.75		13.050	
27.	202	PETROSYAN Armen	ARM	4,10	8.90		13.000	
28.	211	LOUWIJE Bram	BEL	4,00	8.90		12.900	
29.	304	PEK Baris	TUR	4,60	8.25		12.850	
30.	291	DORDEVIC Dusan	SRB	4,10	8.75		12.850	
31.	305	KULAXIZOV Ruslan	UKR	4,00	8.85		12.850	
32.	210	KENIS Daan	BEL	3,80	9.05		12.850	
33.	230	ALVAREZ SERRANO Roberto	ESP	4,30	8.50		12.800	
34.	272	KOSZTKA Karl	NED	4,30	8.45		12.750	

Data service provided by France Promo Gym - [www.francepromogym.com](http://www.francepromogym.com)

Heure: 09:49  
Date: 28-07-2011  
Page: 1 / 3

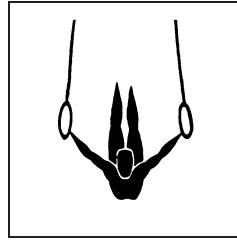




Gymnastics



## RESULTS C1 MEN'S RINGS QUALIFICATION



Rank	Bib	Name	NOC	D Score	E Score	Pen.	Total
35.	212	KUSHNERYK Aliaksei	BLR	3,80	8.95		12.750
36.	249	SELMECZI Bank	HUN	4,60	8.10		12.700
37.	239	BAINES Frank	GBR	4,40	8.30		12.700
38.	279	POZOWSKI Jacek	POL	4,40	8.30		12.700
39.	274	VAN TIENDEREN Bryan	NED	4,40	8.30		12.700
40.	287	PECAN Matic	SLO	4,30	8.40		12.700
41.	262	SESTINI Lorenzo	ITA	4,10	8.60		12.700
42.	257	ARNON Tom	ISR	4,70	7.95		12.650
43.	281	AVRAM Alexandru	ROU	4,40	8.20		12.600
44.	219	KUSAN Leonardo	CRO	4,70	7.90		12.600
45.	228	FRANSEN Marcus	DEN	4,20	8.30		12.500
46.	248	MAKRA Laszlo	HUN	4,20	8.20		12.400
47.	299	SOOS Christopher	SWE	3,90	8.50		12.400
48.	246	TANTALIDIS Vasileios	GRE	3,40	9.00		12.400
49.	285	STEPANOV Sergey	RUS	4,50	7.85		12.350
50.	203	KRANZLMUELLER Severin	AUT	3,90	8.35		12.250
51.	306	GRYBUK Volodymyr	UKR	4,30	7.90		12.200
52.	301	KIRMES Karl Oskar	SWE	3,60	8.60		12.200
53.	242	LEIBIGER Tim	GER	4,00	8.15		12.150
54.	307	YEGOROV Ilyya	UKR	3,80	8.35		12.150
55.	227	RIDDER Lukas	DEN	3,50	8.60		12.100
56.	207	BALAKISHIYEV Ruslan	AZE	3,40	8.70		12.100
57.	265	PAJADA Aleksejs	LAT	3,40	8.60		12.000
58.	214	TSIARESHKA Artsion	BLR	4,60	7.35		11.950
59.	296	VARGOVSKY Ivan	SVK	3,90	8.05		11.950
60.	302	BAS Abdulkadir	TUR	3,40	8.50		11.900
61.	223	SOLEAS Christos	CYP	3,40	8.50		11.900
62.	292	MAROVIC Bozidar	SRB	3,00	8.90		11.900
63.	288	POTOCNIK Ziga	SLO	4,20	7.55		11.750
64.	224	KARDOS David	CZE	3,90	7.85		11.750
65.	264	SLEDEVSKI Rainers	LAT	3,20	8.55		11.750
66.	215	ALEKSANDROV Yordan	BUL	3,80	7.90		11.700
67.	276	KALVO Odin Martin Dessard	NOR	3,50	8.20		11.700
68.	294	WALTER Marco	SUI	3,40	8.25		11.650

Data service provided by France Promo Gym - [www.francepromogym.com](http://www.francepromogym.com)

Heure: 09:49  
Date: 28-07-2011  
Page: 2 / 3

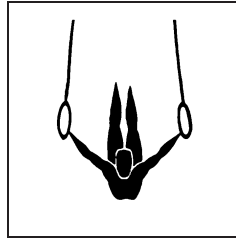




Gymnastics



## RESULTS C1 MEN'S RINGS QUALIFICATION




Rank	Bib	Name	NOC	D Score	E Score	Pen.	Total
69.	229	JOHANSEN Mathias	DEN	3,60	8.00		11.600
70.	245	KIOSIS Dimitrios	GRE	4,10	7.45		11.550
71.	261	SANVITO Michele Aldo	ITA	3,90	7.65		11.550
72.	234	KANERVA Olli	FIN	2,70	8.80		11.500
73.	300	GREEN Carl	SWE	2,50	9.00		11.500
74.	226	SMEKAL Radek	CZE	2,20	9.20		11.400
75.	222	LOUCAIDES Stefanos	CYP	3,30	8.05		11.350
76.	256	SIGURDARSON Sigurdur Andres	ISL	2,10	9.25		11.350
77.	275	GIACHINO Pietro	NOR	2,40	8.70		11.100
78.	280	RABSTAJN Patryk	POL	3,60	7.40		11.000
79.	233	LAMBERG Aaro	FIN	2,20	8.80		11.000
80.	290	DEJANOVIC Bojan	SRB	2,40	8.40		10.800
81.	218	KOROSTELJEV Andrej	CRO	1,80	8.95		10.750
82.	289	KISEK Luka	SLO	1,70	9.05		10.750
83.	213	MIKHALITSYN Vasili	BLR	4,60	6.10		10.700
84.	235	SAARENKETO Heikki	FIN	2,60	8.10		10.700
85.	266	CHANIN Viaceslav	LTU	3,70	7.00	0.30	10.400
86.	277	UDBYE Oliver	NOR	3,20	6.75		9.950
87.	255	HILMARSSON Hrobjartur Palmar	ISL	2,30	7.50		9.800
88.	278	ADMACZYK Bartlomiej	POL		3.65		3.650



Gymnastics



## RESULTS CI MEN'S VAULT



Rank	Bib	Name	NOC	D Score	E Score	Pen.	Total
1.	231	PEREZ MARCHANT Julian	ESP	6,20	9.25		15.450
2.	294	WALTER Marco	SUI	6,20	9.15		15.350
3.	273	SCHMIDT Casimir	NED	6,20	9.10		15.300
4.	283	RADEANU Daniel Petrica Vasile	ROU	6,60	8.65	0.10	15.150
5.	293	BAUMANN Christian	SUI	6,20	9.00	0.10	15.100
6.	263	BUCULIS Germans	LAT	5,80	9.10		14.900
7.	285	STEPANOV Sergey	RUS	6,60	8.20		14.800
8.	209	GENTGES Maxime	BEL	5,80	8.95		14.750
9.	282	GROZA Andrei Ioan	ROU	6,20	8.50		14.700
10.	240	TULLOCH Courtney	GBR	6,60	8.10		14.700
11.	239	BAINES Frank	GBR	5,40	9.20		14.600
12.	241	CUNNINGHAM Dominick	GBR	6,20	8.70	0.30	14.600
13.	237	DEKEYNE Benjamin	FRA	5,40	9.15		14.550
14.	250	VAGNER Levente	HUN	5,40	9.05		14.450
14.	221	KRASIAS Michalis	CYP	5,40	9.05		14.450
14.	284	ZYRIANOV Grigorii	RUS	6,20	8.55	0.30	14.450
14.	262	SESTINI Lorenzo	ITA	5,40	9.05		14.450
18.	235	SAARENKETO Heikki	FIN	5,80	8.75	0.10	14.450
19.	243	WEINERT Daniel	GER	5,40	9.00		14.400
20.	254	GUDMUNDSSON Gardar Egill	ISL	5,40	9.00		14.400
21.	248	MAKRA Laszlo	HUN	5,40	8.95		14.350
21.	213	MIKHALITSYN Vasili	BLR	5,40	8.95		14.350
21.	292	MAROVIC Bozidar	SRB	5,40	8.95		14.350
24.	306	GRYBUK Volodymyr	UKR	6,60	7.85	0.10	14.350
25.	265	PAJADA Aleksejs	LAT	5,40	9.00	0.10	14.300
26.	214	TSIARESHKA Artsion	BLR	5,40	8.95	0.10	14.250
26.	216	PEEV Dragomir	BUL	5,40	8.85		14.250
26.	286	LAGUTOV Andrey	RUS	5,40	8.85		14.250
29.	201	MOVSISYAN Aram	ARM	5,80	8.55	0.10	14.250
30.	210	KENIS Daan	BEL	5,40	8.80		14.200
30.	225	RADOVESNICKY Daniel	CZE	5,40	8.80		14.200
30.	230	ALVAREZ SERRANO Roberto	ESP	5,40	8.80		14.200
33.	238	MICHOLET Stephen	FRA	5,40	8.85	0.10	14.150
34.	224	KARDOS David	CZE	5,40	8.70		14.100

Data service provided by France Promo Gym - [www.francepromogym.com](http://www.francepromogym.com)

Heure: 10:22  
Date: 28-07-2011  
Page: 1 / 3






Gymnastics



## RESULTS CI MEN'S VAULT



Rank	Bib	Name	NOC	D Score	E Score	Pen.	Total
35.	304	PEK Baris	TUR	5,40	8.65		14.050
36.	299	SOOS Christopher	SWE	4,60	9.45		14.050
37.	272	KOSZTKA Karl	NED	5,40	8.60		14.000
38.	222	LOUCAIDES Stefanos	CYP	5,40	8.70	0.10	14.000
39.	232	TORREGROSA Borja	ESP	5,40	8.60	0.10	13.900
40.	226	SMEKAL Radek	CZE	4,60	9.25		13.850
40.	280	RABSTAJN Patryk	POL	4,60	9.25		13.850
42.	264	SLEDEVSKI Rainers	LAT	4,60	9.20		13.800
42.	249	SELMECZI Bank	HUN	4,60	9.20		13.800
44.	223	SOLEAS Christos	CYP	5,40	8.50	0.10	13.800
45.	290	DEJANOVIC Bojan	SRB	5,40	8.35		13.750
46.	277	UDBYE Oliver	NOR	4,60	9.15		13.750
47.	274	VAN TIENDEREN Bryan	NED	5,40	8.30		13.700
47.	301	KIRMES Karl Oskar	SWE	4,60	9.10		13.700
47.	211	LOUWIJE Bram	BEL	5,80	8.00	0.10	13.700
50.	267	TVOROGAL Robert	LTU	6,60	7.05		13.650
51.	288	POTOCNIK Ziga	SLO	4,60	8.95		13.550
51.	305	KULAXIZOV Ruslan	UKR	4,60	8.95		13.550
51.	227	RIDDER Lukas	DEN	4,60	8.95		13.550
54.	257	ARNON Tom	ISR	5,40	8.40	0.30	13.500
54.	236	CLARIVET Matthieu	FRA	4,60	8.90		13.500
56.	245	KIOSIS Dimitrios	GRE	4,60	8.90		13.500
57.	244	SCHLOTTERER Lukas	GER	4,60	8.85		13.450
57.	281	AVRAM Alexandru	ROU	5,40	8.15	0.10	13.450
59.	242	LEIBIGER Tim	GER	5,40	8.10	0.10	13.400
59.	291	DORDEVIC Dusan	SRB	4,60	8.80		13.400
61.	200	KOCHARYAN Karen	ARM	4,60	8.75		13.350
61.	279	POZOWSKI Jacek	POL	4,20	9.15		13.350
63.	300	GREEN Carl	SWE	5,80	7.80	0.30	13.300
64.	219	KUSAN Leonardo	CRO	4,60	8.75	0.10	13.250
65.	269	BOSNAK Dino	MKD	4,60	8.65		13.250
66.	207	BALAKISHIYEV Ruslan	AZE	4,60	8.65		13.250
67.	233	LAMBERG Aaro	FIN	4,60	8.70	0.10	13.200
68.	287	PECAN Matic	SLO	4,00	9.15		13.150

Data service provided by France Promo Gym - [www.francepromogym.com](http://www.francepromogym.com)

Heure: 10:22  
Date: 28-07-2011  
Page: 2 / 3






Gymnastics



## RESULTS CI MEN'S VAULT



Rank	Bib	Name	NOC	D Score	E Score	Pen.	Total
69.	260	LANDINI Filippo	ITA	4,60	8.50		13.100
70.	217	TUSHEV Veliko	BUL	4,60	8.75	0.30	13.050
71.	261	SANVITO Michele Aldo	ITA	5,40	7.65		13.050
71.	228	FRANSEN Marcus	DEN	4,60	8.55	0.10	13.050
73.	303	COLAK Ibrahim	TUR	5,00	8.00		13.000
74.	218	KOROSTELJEV Andrej	CRO	4,20	8.80		13.000
75.	203	KRANZLMUELLER Severin	AUT	5,40	7.85	0.30	12.950
76.	296	VARGOVSKY Ivan	SVK	5,40	7.60	0.10	12.900
77.	215	ALEKSANDROV Yordan	BUL	4,60	8.30		12.900
78.	276	KALVO Odin Martin Dessard	NOR	4,00	8.85	0.10	12.750
79.	266	CHANIN Viaceslav	LTU	4,00	8.75		12.750
80.	289	KISEK Luka	SLO	3,80	8.85		12.650
81.	275	GIACHINO Pietro	NOR	3,80	8.75		12.550
82.	229	JOHANSEN Mathias	DEN	5,40	7.35	0.30	12.450
83.	256	SIGURDARSON Sigurdur Andres	ISL	3,80	8.70	0.10	12.400
83.	234	KANERVA Olli	FIN	4,00	8.50	0.10	12.400
85.	246	TANTALIDIS Vasileios	GRE	4,00	8.50	0.30	12.200
86.	202	PETROSYAN Armen	ARM	3,80	8.35		12.150
87.	278	ADMACZYK Bartlomiej	POL	3,00	9.05		12.050
88.	220	PRPIC Renato	CRO	3,00	8.30		11.300
89.	255	HILMARSSON Hrobjartur Palmar	ISL	4,00	6.85	0.10	10.750
90.	212	KUSHNERYK Aliaksei	BLR		0.00	0.10	0.000






Gymnastics



## RESULTS C1 MEN'S VAULT 2 ATTEMPTS QUALIFICATION



Rank	Bib	Name	NOC	Vault	D Score	E Score	Pen.	Vault Score	Total	
1.	283	RADEANU Daniel Petrica Vasile	ROU	1	6,60	8.65	0.10	15,350	<b>15.050</b>	Q
		RADEANU Daniel Petrica Vasile		2	6,20	8.75		14,950		
2.	231	PEREZ MARCHANT Julian	ESP	1	6,20	9.25		15,450	<b>15.000</b>	Q
		PEREZ MARCHANT Julian		2	5,40	9.15		14,550		
3.	294	WALTER Marco	SUI	1	6,20	9.15		15,350	<b>14.925</b>	Q
		WALTER Marco		2	5,40	9.10		14,500		
4.	293	BAUMANN Christian	SUI	1	6,20	9.00	0.10	15,300	<b>14.725</b>	Q
		BAUMANN Christian		2	5,40	8.95		14,350		
5.	209	GENTGES Maxime	BEL	1	5,80	8.95		14,750	<b>14.700</b>	Q
		GENTGES Maxime		2	5,40	9.25		14,650		
6.	240	TULLOCH Courtney	GBR	1	6,60	8.10		14,700	<b>14.325</b>	Q
		TULLOCH Courtney		2	5,40	8.85	0.30	14,550		
7.	235	SAARENKETO Heikki	FIN	1	5,80	8.75	0.10	14,650	<b>14.300</b>	Q
		SAARENKETO Heikki		2	5,40	8.75		14,150		
8.	273	SCHMIDT Casimir	NED	1	6,20	9.10		15,300	<b>14.275</b>	Q
		SCHMIDT Casimir		2	4,60	8.65		13,250		
9.	263	BUCULIS Germans	LAT	1	5,80	9.10		14,900	<b>14.125</b>	R
		BUCULIS Germans		2	4,20	9.15		13,350		
10.	306	GRYBUK Volodymyr	UKR	1	6,60	7.85	0.10	14,550	<b>14.075</b>	R
		GRYBUK Volodymyr		2	5,40	8.70	0.30	14,400		
11.	265	PAJADA Aleksejs	LAT	1	5,40	9.00	0.10	14,500	<b>14.075</b>	R
		PAJADA Aleksejs		2	4,60	9.25		13,850		
12.	201	MOVSISYAN Aram	ARM	1	5,80	8.55	0.10	14,450	<b>14.075</b>	
		MOVSISYAN Aram		2	5,40	8.50		13,900		
13.	267	TVOROGAL Robert	LTU	1	6,60	7.05		13,650	<b>14.025</b>	
		TVOROGAL Robert		2	5,80	8.60		14,400		
14.	241	CUNNINGHAM Dominick	GBR	1	6,20	8.70	0.30	15,200	<b>13.950</b>	
		CUNNINGHAM Dominick		2	4,60	8.70		13,300		
15.	254	GUDMUNDSSON Gardar Egill	ISL	1	5,40	9.00		14,400	<b>13.800</b>	
		GUDMUNDSSON Gardar Egill		2	4,20	9.00		13,200		
16.	300	GREEN Carl	SWE	1	5,80	7.80	0.30	13,900	<b>13.800</b>	
		GREEN Carl		2	5,40	8.90		14,300		

Data service provided by France Promo Gym - [www.francepromogym.com](http://www.francepromogym.com)

Heure: 11:08

Date: 28-07-2011

Page: 1 / 4






Gymnastics



RESULTS C1  
MEN'S VAULT 2 ATTEMPTS QUALIFICATION



Rank	Bib	Name	NOC	Vault	D Score	E Score	Pen.	Vault Score	Total
17.	299	SOOS Christopher	SWE	1	4,60	9.45		14,050	13.775
		SOOS Christopher		2	4,20	9.30		13,500	
18.	272	KOSZTKA Karl	NED	1	5,40	8.60		14,000	13.650
		KOSZTKA Karl		2	4,60	8.70		13,300	
19.	277	UDBYE Oliver	NOR	1	4,60	9.15		13,750	13.625
		UDBYE Oliver		2	4,20	9.30		13,500	
20.	296	VARGOVSKY Ivan	SVK	1	5,40	7.60	0.10	13,100	13.175
		VARGOVSKY Ivan		2	4,60	8.85		13,450	
21.	222	LOUCAIDES Stefanos	CYP	1	5,40	8.70	0.10	14,200	13.150
		LOUCAIDES Stefanos		2	3,80	8.60	0.10	12,500	
22.	223	SOLEAS Christos	CYP	1	5,40	8.50	0.10	14,000	12.800
		SOLEAS Christos		2	4,20	7.60		11,800	
23.	245	KIOSIS Dimitrios	GRE	1	4,60	8.90		13,500	12.750
		KIOSIS Dimitrios		2	3,80	8.20		12,000	
24.	269	BOSNAK Dino	MKD	1	4,60	8.65		13,250	12.725
		BOSNAK Dino		2	3,00	9.20		12,200	
25.	266	CHANIN Viaceslav	LTU	1	4,00	8.75		12,750	12.700
		CHANIN Viaceslav		2	4,20	8.45		12,650	
26.	207	BALAKISHIYEV Ruslan	AZE	1	4,60	8.65		13,250	12.600
		BALAKISHIYEV Ruslan		2	3,80	8.25	0.10	12,150	
27.	285	STEPANOV Sergey	RUS	1	6,60	8.20		14,800	
28.	282	GROZA Andrei Ioan	ROU	1	6,20	8.50		14,700	
29.	239	BAINES Frank	GBR	1	5,40	9.20		14,600	
30.	237	DEKEYNE Benjamin	FRA	1	5,40	9.15		14,550	
31.	221	KRASIAS Michalis	CYP	1	5,40	9.05		14,450	
31.	284	ZYRIANOV Grigorii	RUS	1	6,20	8.55	0.30	15,050	
31.	250	VAGNER Levente	HUN	1	5,40	9.05		14,450	
31.	262	SESTINI Lorenzo	ITA	1	5,40	9.05		14,450	
35.	243	WEINERT Daniel	GER	1	5,40	9.00		14,400	
36.	248	MAKRA Laszlo	HUN	1	5,40	8.95		14,350	
36.	213	MIKHALITSYN Vasili	BLR	1	5,40	8.95		14,350	
36.	292	MAROVIC Bozidar	SRB	1	5,40	8.95		14,350	

Data service provided by France Promo Gym - [www.francepromogym.com](http://www.francepromogym.com)

Heure: 11:08  
Date: 28-07-2011  
Page: 2 / 4






Gymnastics



RESULTS CI  
MEN'S VAULT 2 ATTEMPTS QUALIFICATION



Rank	Bib	Name	NOC	Vault	D Score	E Score	Pen.	Vault Score	Total
39.	214	TSIARESHKA Artsion	BLR	1	5,40	8.95	0.10	14,450	
39.	216	PEEV Dragomir	BUL	1	5,40	8.85		14,250	
39.	286	LAGUTOV Andrey	RUS	1	5,40	8.85		14,250	
42.	225	RADOVESNICKY Daniel	CZE	1	5,40	8.80		14,200	
42.	210	KENIS Daan	BEL	1	5,40	8.80		14,200	
42.	230	ALVAREZ SERRANO Roberto	ESP	1	5,40	8.80		14,200	
45.	238	MICHOLET Stephen	FRA	1	5,40	8.85	0.10	14,350	
46.	224	KARDOS David	CZE	1	5,40	8.70		14,100	
47.	304	PEK Baris	TUR	1	5,40	8.65		14,050	
48.	232	TORREGROSA Borja	ESP	1	5,40	8.60	0.10	14,100	
49.	280	RABSTAJN Patryk	POL	1	4,60	9.25		13,850	
49.	226	SMEKAL Radek	CZE	1	4,60	9.25		13,850	
51.	249	SELMECZI Bank	HUN	1	4,60	9.20		13,800	
51.	264	SLEDEVSKI Rainers	LAT	1	4,60	9.20		13,800	
53.	290	DEJANOVIC Bojan	SRB	1	5,40	8.35		13,750	
54.	301	KIRMES Karl Oskar	SWE	1	4,60	9.10		13,700	
54.	211	LOUWIJE Bram	BEL	1	5,80	8.00	0.10	13,900	
54.	274	VAN TIENDEREN Bryan	NED	1	5,40	8.30		13,700	
57.	227	RIDDER Lukas	DEN	1	4,60	8.95		13,550	
57.	288	POTOCNIK Ziga	SLO	1	4,60	8.95		13,550	
57.	305	KULAXIZOV Ruslan	UKR	1	4,60	8.95		13,550	
60.	257	ARNON Tom	ISR	1	5,40	8.40	0.30	14,100	
60.	236	CLARIVET Matthieu	FRA	1	4,60	8.90		13,500	
62.	244	SCHLOTTERER Lukas	GER	1	4,60	8.85		13,450	
62.	281	AVRAM Alexandru	ROU	1	5,40	8.15	0.10	13,650	
64.	242	LEIBIGER Tim	GER	1	5,40	8.10	0.10	13,600	
64.	291	DORDEVIC Dusan	SRB	1	4,60	8.80		13,400	
66.	200	KOCHARYAN Karen	ARM	1	4,60	8.75		13,350	
66.	279	POZOWSKI Jacek	POL	1	4,20	9.15		13,350	
68.	219	KUSAN Leonardo	CRO	1	4,60	8.75	0.10	13,450	
69.	233	LAMBERG Aaro	FIN	1	4,60	8.70	0.10	13,400	
70.	287	PECAN Matic	SLO	1	4,00	9.15		13,150	

Data service provided by France Promo Gym - [www.francepromogym.com](http://www.francepromogym.com)

Heure: 11:08  
Date: 28-07-2011  
Page: 3 / 4






Gymnastics



RESULTS C1  
MEN'S VAULT 2 ATTEMPTS QUALIFICATION




Rank	Bib	Name	NOC	Vault	D Score	E Score	Pen.	Vault Score	Total
71.	260	LANDINI Filippo	ITA	1	4,60	8.50		13,100	
72.	217	TUSHEV Veliko	BUL	1	4,60	8.75	0.30	13,650	
73.	261	SANVITO Michele Aldo	ITA	1	5,40	7.65		13,050	
73.	228	FRANSEN Marcus	DEN	1	4,60	8.55	0.10	13,250	
75.	303	COLAK Ibrahim	TUR	1	5,00	8.00		13,000	
76.	218	KOROSTELJEV Andrej	CRO	1	4,20	8.80		13,000	
77.	203	KRANZLMUELLER Severin	AUT	1	5,40	7.85	0.30	13,550	
78.	215	ALEKSANDROV Yordan	BUL	1	4,60	8.30		12,900	
79.	276	KALVO Odin Martin Dessard	NOR	1	4,00	8.85	0.10	12,950	
80.	289	KISEK Luka	SLO	1	3,80	8.85		12,650	
81.	275	GIACHINO Pietro	NOR	1	3,80	8.75		12,550	
82.	229	JOHANSEN Mathias	DEN	1	5,40	7.35	0.30	13,050	
83.	256	SIGURDARSON Sigurdur Andres	ISL	1	3,80	8.70	0.10	12,600	
83.	234	KANERVA Olli	FIN	1	4,00	8.50	0.10	12,600	
85.	246	TANTALIDIS Vasileios	GRE	1	4,00	8.50	0.30	12,800	
86.	202	PETROSYAN Armen	ARM	1	3,80	8.35		12,150	
87.	278	ADMACZYK Bartlomiej	POL	1	3,00	9.05		12,050	
88.	220	PRPIC Renato	CRO	1	3,00	8.30		11,300	
89.	255	HILMARSSON Hrobjartur Palmar	ISL	1	4,00	6.85	0.10	10,950	
90.	212	KUSHNERYK Aliaksei	BLR	1		0.00	0.10	0,100	



Gymnastics



## RESULTS CI MEN'S PARALLEL BARS QUALIFICATION



Rank	Bib	Name	NOC	D Score	E Score	Pen.	Total	
1.	295	YUSOF Eddy	SUI	5,20	9.30		14.500	Q
2.	284	ZYRIANOV Grigorii	RUS	5,10	9.15		14.250	Q
3.	282	GROZA Andrei Ioan	ROU	5,00	9.10		14.100	Q
4.	239	BAINES Frank	GBR	5,00	9.05		14.050	Q
5.	240	TULLOCH Courtney	GBR	4,90	9.15		14.050	Q
6.	243	WEINERT Daniel	GER	5,00	8.90		13.900	Q
7.	294	WALTER Marco	SUI	4,70	9.20		13.900	Q
8.	293	BAUMANN Christian	SUI	4,80	9.00		13.800	
9.	303	COLAK Ibrahim	TUR	5,00	8.75		13.750	Q
10.	267	TVOROGAL Robert	LTU	5,30	8.45		13.750	R
11.	213	MIKHALITSYN Vasili	BLR	4,60	9.15		13.750	R
12.	250	VAGNER Levente	HUN	4,80	8.85		13.650	R
13.	225	RADOVESNICKY Daniel	CZE	4,80	8.70		13.500	
14.	260	LANDINI Filippo	ITA	4,60	8.85		13.450	
15.	237	DEKEYNE Benjamin	FRA	4,60	8.80		13.400	
16.	305	KULAXIZOV Ruslan	UKR	4,80	8.55		13.350	
17.	241	CUNNINGHAM Dominick	GBR	4,80	8.50		13.300	
18.	236	CLARIVET Matthieu	FRA	4,70	8.55		13.250	
19.	212	KUSHNERYK Aliaksei	BLR	4,90	8.30		13.200	
20.	221	KRASIAS Michalis	CYP	4,80	8.30		13.100	
21.	285	STEPANOV Sergey	RUS	4,70	8.40		13.100	
22.	249	SELMECZI Bank	HUN	4,10	9.00		13.100	
23.	299	SOOS Christopher	SWE	3,80	9.15		12.950	
24.	223	SOLEAS Christos	CYP	4,20	8.70		12.900	
25.	248	MAKRA Laszlo	HUN	4,30	8.60		12.900	
26.	288	POTOCNIK Ziga	SLO	4,30	8.50		12.800	
27.	306	GRYBUK Volodymyr	UKR	4,30	8.50		12.800	
28.	222	LOUCAIDES Stefanos	CYP	4,20	8.60		12.800	
29.	216	PEEV Dragomir	BUL	4,00	8.75		12.750	
30.	262	SESTINI Lorenzo	ITA	4,40	8.35		12.750	
31.	302	BAS Abdulkadir	TUR	4,00	8.75		12.750	
32.	210	KENIS Daan	BEL	4,60	8.10		12.700	
33.	201	MOVSISYAN Aram	ARM	4,00	8.70		12.700	
34.	214	TSIARESHKA Artsion	BLR	4,50	8.45	0.30	12.650	

Data service provided by France Promo Gym - [www.francepromogym.com](http://www.francepromogym.com)

Heure: 09:53  
Date: 28-07-2011  
Page: 1 / 3






Gymnastics



## RESULTS C1 MEN'S PARALLEL BARS QUALIFICATION



Rank	Bib	Name	NOC	D Score	E Score	Pen.	Total
35.	304	PEK Baris	TUR	4,50	8.15		12.650
36.	211	LOUWIJE Bram	BEL	4,20	8.45		12.650
37.	292	MAROVIC Bozidar	SRB	3,90	8.75		12.650
38.	228	FRANSEN Marcus	DEN	3,70	8.95		12.650
39.	209	GENTGES Maxime	BEL	4,70	7.90		12.600
40.	238	MICHOLET Stephen	FRA	4,10	8.50		12.600
41.	215	ALEKSANDROV Yordan	BUL	4,50	8.10		12.600
42.	264	SLEDEVSKI Rainers	LAT	3,80	8.80		12.600
43.	231	PEREZ MARCHANT Julian	ESP	4,70	7.85		12.550
44.	232	TORREGROSA Borja	ESP	4,70	7.85		12.550
45.	300	GREEN Carl	SWE	3,70	8.85		12.550
46.	290	DEJANOVIC Bojan	SRB	4,10	8.45		12.550
47.	226	SMEKAL Radek	CZE	3,90	8.65		12.550
48.	286	LAGUTOV Andrey	RUS	4,50	8.00		12.500
49.	307	YEGOROV Illya	UKR	3,70	8.80		12.500
50.	257	ARNON Tom	ISR	4,90	7.55		12.450
51.	273	SCHMIDT Casimir	NED	4,20	8.25		12.450
52.	281	AVRAM Alexandru	ROU	4,10	8.30		12.400
53.	280	RABSTAJN Patryk	POL	4,10	8.30		12.400
54.	219	KUSAN Leonardo	CRO	3,80	8.60		12.400
55.	256	SIGURDARSON Sigurdur Andres	ISL	3,80	8.60		12.400
56.	276	KALVO Odin Martin Dessard	NOR	4,00	8.35		12.350
57.	242	LEIBIGER Tim	GER	4,20	8.10		12.300
58.	301	KIRMES Karl Oskar	SWE	3,90	8.40		12.300
59.	277	UDBYE Oliver	NOR	3,00	9.30		12.300
60.	224	KARDOS David	CZE	3,80	8.45		12.250
61.	246	TANTALIDIS Vasileios	GRE	4,00	8.20		12.200
62.	217	TUSHEV Veliko	BUL	4,30	7.80		12.100
63.	261	SANVITO Michele Aldo	ITA	4,20	7.85		12.050
64.	202	PETROSYAN Armen	ARM	3,50	8.55		12.050
65.	287	PECAN Matic	SLO	4,10	7.90		12.000
66.	279	POZOWSKI Jacek	POL	3,70	8.30		12.000
67.	227	RIDDER Lukas	DEN	4,00	7.95		11.950
68.	245	KIOSIS Dimitrios	GRE	4,20	8.05	0.30	11.950

Data service provided by France Promo Gym - [www.francepromogym.com](http://www.francepromogym.com)

Heure: 09:53  
Date: 28-07-2011  
Page: 2 / 3






Gymnastics



## RESULTS C1 MEN'S PARALLEL BARS QUALIFICATION




Rank	Bib	Name	NOC	D Score	E Score	Pen.	Total
69.	265	PAJADA Aleksejs	LAT	3,80	8.05		11.850
70.	207	BALAKISHIYEV Ruslan	AZE	4,10	7.60		11.700
71.	291	DORDEVIC Dusan	SRB	3,80	7.90		11.700
72.	296	VARGOVSKY Ivan	SVK	4,30	7.35		11.650
73.	272	KOSZTKA Karl	NED	4,20	7.45		11.650
74.	203	KRANZLMUELLER Severin	AUT	4,10	7.40		11.500
75.	275	GIACHINO Pietro	NOR	4,20	7.30		11.500
76.	229	JOHANSEN Mathias	DEN	3,70	7.75		11.450
77.	233	LAMBERG Aaro	FIN	3,50	7.95		11.450
78.	274	VAN TIENDEREN Bryan	NED	4,20	7.15		11.350
79.	269	BOSNAK Dino	MKD	4,10	7.25		11.350
80.	266	CHANIN Viaceslav	LTU	4,10	7.25		11.350
81.	254	GUDMUNDSSON Gardar Egill	ISL	4,00	7.35		11.350
82.	244	SCHLOTTERER Lukas	GER	4,50	6.70		11.200
83.	234	KANERVA Olli	FIN	2,80	8.35		11.150
84.	218	KOROSTELJEV Andrej	CRO	2,80	8.15		10.950
85.	230	ALVAREZ SERRANO Roberto	ESP	4,00	6.80		10.800
86.	283	RADEANU Daniel Petrica Vasile	ROU	4,30	6.45		10.750
87.	278	ADMACZYK Bartlomiej	POL	4,00	6.75		10.750
88.	255	HILMARSSON Hrobjartur Palmar	ISL	3,70	6.65		10.350
89.	235	SAARENKETO Heikki	FIN	2,50	2.60		5.100



Gymnastics



RESULTS C1  
MEN'S HORIZONTAL BAR QUALIFICATION



Rank	Bib	Name	NOC	D Score	E Score	Pen.	Total	
1.	293	BAUMANN Christian	SUI	5,00	8.80		13.800	Q
2.	221	KRASIAS Michalis	CYP	4,80	9.00		13.800	Q
3.	267	TVOROGAL Robert	LTU	5,30	8.40		13.700	Q
4.	286	LAGUTOV Andrey	RUS	4,90	8.75		13.650	Q
5.	244	SCHLOTTERER Lukas	GER	4,60	8.90		13.500	Q
6.	272	KOSZTKA Karl	NED	4,60	8.90		13.500	Q
7.	257	ARNON Tom	ISR	4,70	8.75		13.450	Q
8.	295	YUSOF Eddy	SUI	4,70	8.70		13.400	Q
9.	213	MIKHALITSYN Vasili	BLR	4,50	8.85		13.350	R
10.	262	SESTINI Lorenzo	ITA	4,50	8.85		13.350	R
11.	261	SANVITO Michele Aldo	ITA	4,60	8.70		13.300	R
12.	242	LEIBIGER Tim	GER	4,30	9.00		13.300	
13.	209	GENTGES Maxime	BEL	4,40	8.85		13.250	
14.	274	VAN TIENDEREN Bryan	NED	4,50	8.75		13.250	
15.	273	SCHMIDT Casimir	NED	4,40	8.80		13.200	
16.	230	ALVAREZ SERRANO Roberto	ESP	4,80	8.35		13.150	
17.	225	RADOVESNICKY Daniel	CZE	4,50	8.65		13.150	
18.	283	RADEANU Daniel Petrica Vasile	ROU	4,80	8.30		13.100	
19.	282	GROZA Andrei Ioan	ROU	4,70	8.35		13.050	
20.	284	ZYRIANOV Grigorii	RUS	4,70	8.35		13.050	
21.	211	LOUWIJE Bram	BEL	4,80	8.20		13.000	
22.	203	KRANZLMUELLER Severin	AUT	4,20	8.80		13.000	
23.	232	TORREGROSA Borja	ESP	4,80	8.05		12.850	
24.	260	LANDINI Filippo	ITA	4,90	7.95		12.850	
25.	215	ALEKSANDROV Yordan	BUL	4,70	8.15		12.850	
26.	202	PETROSYAN Armen	ARM	4,00	8.85		12.850	
27.	250	VAGNER Levente	HUN	4,80	8.00		12.800	
28.	231	PEREZ MARCHANT Julian	ESP	4,50	8.25		12.750	
29.	303	COLAK Ibrahim	TUR	3,90	8.85		12.750	
30.	239	BAINES Frank	GBR	4,80	7.90		12.700	
31.	212	KUSHNERYK Aliaksei	BLR	4,30	8.35		12.650	
32.	294	WALTER Marco	SUI	4,10	8.40		12.500	
33.	281	AVRAM Alexandru	ROU	4,60	7.85		12.450	
34.	285	STEPANOV Sergey	RUS	4,60	7.85		12.450	

Data service provided by France Promo Gym - [www.francepromogym.com](http://www.francepromogym.com)

Heure: 09:54  
Date: 28-07-2011  
Page: 1 / 3








Gymnastics



## RESULTS C1 MEN'S HORIZONTAL BAR QUALIFICATION



Rank	Bib	Name	NOC	D Score	E Score	Pen.	Total
35.	290	DEJANOVIC Bojan	SRB	4,30	8.15		12.450
36.	236	CLARIVET Matthieu	FRA	4,40	8.05		12.450
37.	240	TULLOCH Courtney	GBR	4,30	8.15		12.450
38.	201	MOVSISYAN Aram	ARM	3,90	8.55		12.450
39.	227	RIDDER Lukas	DEN	4,10	8.30		12.400
40.	217	TUSHEV Veliko	BUL	3,70	8.70		12.400
41.	241	CUNNINGHAM Dominick	GBR	4,60	7.75		12.350
42.	300	GREEN Carl	SWE	3,60	8.65		12.250
43.	246	TANTALIDIS Vasileios	GRE	4,50	7.70		12.200
44.	301	KIRMES Karl Oskar	SWE	3,90	8.30		12.200
45.	287	PECAN Matic	SLO	3,50	8.70		12.200
46.	265	PAJADA Aleksejs	LAT	3,20	8.95		12.150
47.	238	MICHOLET Stephen	FRA	2,80	9.35		12.150
48.	249	SELMECZI Bank	HUN	4,30	7.80		12.100
49.	210	KENIS Daan	BEL	4,20	7.85		12.050
50.	296	VARGOVSKY Ivan	SVK	3,70	8.30		12.000
51.	291	DORDEVIC Dusan	SRB	3,90	8.05		11.950
52.	228	FRANSEN Marcus	DEN	3,50	8.30		11.800
53.	279	POZOWSKI Jacek	POL	3,90	7.85		11.750
54.	229	JOHANSEN Mathias	DEN	3,10	8.60		11.700
55.	237	DEKEYNE Benjamin	FRA	4,50	7.15		11.650
56.	299	SOOS Christopher	SWE	2,70	8.85		11.550
57.	219	KUSAN Leonardo	CRO	3,40	8.10		11.500
58.	243	WEINERT Daniel	GER	3,60	7.90		11.500
59.	224	KARDOS David	CZE	3,00	8.50		11.500
60.	264	SLEDEVSKI Rainers	LAT	3,00	8.50		11.500
61.	306	GRYBUK Volodymyr	UKR	3,40	8.05		11.450
62.	216	PEEV Dragomir	BUL	3,90	7.55		11.450
63.	278	ADMACZYK Bartłomiej	POL	2,80	8.60		11.400
64.	214	TSIARESHKA Artsion	BLR	3,40	7.90		11.300
65.	302	BAS Abdulkadir	TUR	3,60	7.70		11.300
66.	222	LOUCAIDES Stefanos	CYP	4,60	6.65		11.250
67.	292	MAROVIC Bozidar	SRB	3,70	7.55		11.250
68.	275	GIACHINO Pietro	NOR	4,10	7.05		11.150

Data service provided by France Promo Gym - [www.francepromogym.com](http://www.francepromogym.com)

Heure: 09:54  
Date: 28-07-2011  
Page: 2 / 3






Gymnastics



## RESULTS C1 MEN'S HORIZONTAL BAR QUALIFICATION



Rank	Bib	Name	NOC	D Score	E Score	Pen.	Total
69.	288	POTOCNIK Ziga	SLO	3,40	7.75		11.150
70.	280	RABSTAJN Patryk	POL	3,20	7.95		11.150
71.	207	BALAKISHIYEV Ruslan	AZE	3,00	8.15		11.150
72.	233	LAMBERG Aaro	FIN	3,50	7.60		11.100
73.	304	PEK Baris	TUR	4,00	7.05		11.050
74.	266	CHANIN Viaceslav	LTU	3,00	8.05		11.050
75.	248	MAKRA Laszlo	HUN	4,70	6.30		11.000
76.	226	SMEKAL Radek	CZE	3,20	7.80		11.000
77.	305	KULAXIZOV Ruslan	UKR	3,50	7.45		10.950
78.	245	KIOSIS Dimitrios	GRE	4,10	6.85		10.950
79.	235	SAARENKETO Heikki	FIN	3,10	7.85		10.950
80.	234	KANERVA Olli	FIN	3,30	7.35		10.650
81.	223	SOLEAS Christos	CYP	4,00	6.40		10.400
82.	255	HILMARSSON Hrobjartur Palmar	ISL	2,90	7.30		10.200
83.	218	KOROSTELJEV Andrej	CRO	2,00	7.75		9.750
84.	276	KALVO Odin Martin Dessard	NOR	3,30	6.10		9.400
85.	256	SIGURDARSON Sigurdur Andres	ISL	2,10	7.25		9.350
86.	254	GUDMUNDSSON Gardar Egill	ISL	2,40	3.00		5.400
87.	277	UDBYE Oliver	NOR	1,70	2.40		4.100



# EYOF 2009

## Tampere Finland



SUOMEN VOIMISTELULIITTO  
*Svoti*

### MAG C II - All-Around

Rank	Number	Name	Country								Total
1	161	Belyavskiy David	RUS	14.100	14.050	13.600	14.650	12.900	12.850	<b>82.150</b>	
2	158	Muntean Andrei Vasile	ROU	13.600	12.600	12.050	15.600	13.550	13.250	<b>80.650</b>	
3	162	Pakhomenko Igor	RUS	13.100	12.100	13.450	15.500	12.950	13.400	<b>80.500</b>	
4	167	Meier Michael	SUI	13.000	12.800	13.100	15.350	13.100	12.750	<b>80.100</b>	
5	127	Mackenzie Cameron	GBR	13.450	12.750	12.550	14.250	13.500	13.000	<b>79.500</b>	
6	100	Davtyan Artur	ARM	13.250	13.100	12.700	14.650	13.250	12.250	<b>79.200</b>	
7	173	Yermak Mykyta	UKR	13.600	12.500	13.100	14.500	13.000	12.200	<b>78.900</b>	
8	102	Vardanyan Vahan	ARM	13.400	12.300	13.250	13.750	12.700	12.900	<b>78.300</b>	
9	128	Oldham Sam	GBR	13.500	11.050	11.900	14.750	13.600	12.950	<b>77.750</b>	
10	125	Zona Jim	FRA	13.250	12.750	12.350	15.300	13.000	10.350	<b>77.000</b>	
11	144	De Vecchis Tommaso	ITA	13.100	12.800	11.500	14.600	12.300	12.650	<b>76.950</b>	
12	157	Kotrong Adelin Ladislau	ROU	13.950	12.400	11.000	15.150	11.800	12.150	<b>76.450</b>	
13	166	Hegi Oliver	SUI	13.500	10.850	11.100	14.650	12.700	13.300	<b>76.100</b>	
14	103	Neuteleers Thomas	BEL	13.450	10.050	12.850	12.900	13.600	12.900	<b>75.750</b>	
15	132	Rittschik Ivan	GER	12.750	13.150	11.750	12.050	13.650	12.300	<b>75.650</b>	
16	133	Antoniadis Nikolaos	GRE	13.250	12.400	11.500	14.400	13.200	10.850	<b>75.600</b>	
17	130	Hoang Viet Thao	GER	13.150	12.100	12.850	11.450	13.000	12.550	<b>75.100</b>	
18	111	Valchev Velislav	BUL	12.600	10.050	12.200	13.850	12.900	12.850	<b>74.450</b>	
19	123	Prost Brandon	FRA	13.350	11.250	11.600	13.100	12.300	12.550	<b>74.150</b>	
20	104	Thys Tomas	BEL	13.100	9.850	12.450	15.200	12.650	10.650	<b>73.900</b>	
21	121	Niva Heikki	FIN	12.800	9.550	11.600	13.750	12.950	12.000	<b>72.650</b>	
22	169	Michnak Slavomir	SVK	12.850	12.800	9.850	13.100	12.550	11.300	<b>72.450</b>	
23	106	Dalzheuski Pilip	BLR	12.350	11.650	12.050	13.950	12.400	9.850	<b>72.250</b>	
24	136	Babos Ádám	HUN	11.700	11.350	12.050	12.950	12.850	10.800	<b>71.700</b>	



























# EYOF 2009

## Tampere Finland



SUOMEN VOIMISTELULIITTO  
*Svoti*

### WAG C II - All-Around

Rank	Number	Name	Country					Total
1	76	Komova Victoriya	 RUS	14.750	14.200	14.350	14.000	<b>57.300</b>
2	74	Racea Elena Amelia	 ROU	14.500	12.550	14.800	13.950	<b>55.800</b>
3	65	van Gerner Celine	 NED	14.200	13.600	13.800	13.600	<b>55.200</b>
4	77	Malikova Violetta	 RUS	14.400	13.800	12.550	14.050	<b>54.800</b>
5	63	Ouazzani Chahdi Naoual	 NED	14.300	13.100	13.700	13.350	<b>54.450</b>
6	73	Haidu Raluca Oana	 ROU	13.800	12.600	14.200	13.350	<b>53.950</b>
7	55	Foti Andrea	 ITA	13.850	13.700	13.950	12.200	<b>53.700</b>
8	61	Svilpaite Laura	 LTU	13.350	14.300	13.600	12.350	<b>53.600</b>
9	15	Crocket Julie	 BEL	14.100	12.750	13.250	13.500	<b>53.600</b>
10	37	Pinches Jennifer	 GBR	13.850	13.300	12.700	13.250	<b>53.100</b>
11	33	Brevet Marine	 FRA	13.750	12.400	13.600	12.600	<b>52.350</b>
12	38	Baumert Désirée	 GER	12.700	12.400	13.950	13.100	<b>52.150</b>
13	36	Hibbert Nicole	 GBR	13.900	13.350	12.000	12.250	<b>51.500</b>
14	95	Kononenko Nataliya	 UKR	13.100	13.000	13.300	11.550	<b>50.950</b>
15	53	Gandolfi Chiara	 ITA	13.500	13.250	11.200	12.900	<b>50.850</b>
16	86	Steingruber Giulia	 SUI	13.500	12.500	12.450	12.250	<b>50.700</b>
17	32	Boumejmajen Mira	 FRA	12.000	13.000	13.250	12.250	<b>50.500</b>
18	89	Gustafsson Ida	 SWE	13.350	12.200	12.350	12.600	<b>50.500</b>
19	85	Diacci Jessica	 SUI	13.200	12.550	11.600	13.000	<b>50.350</b>
20	20	Zaitsava Nastassia	 BLR	13.650	10.600	12.450	12.650	<b>49.350</b>
21	79	Belak Teja	 SLO	13.500	11.650	12.150	11.900	<b>49.200</b>
22	46	Tóth Renáta	 HUN	13.900	10.750	11.400	12.300	<b>48.350</b>
23	40	Tolle Pia	 GER	13.200	11.400	11.050	12.500	<b>48.150</b>
24	94	Fomenko Alina	 UKR	14.100	13.000	8.750	11.300	<b>47.150</b>



# EYOF 2009

## Tampere Finland



SUOMEN VOIMISTELULIITTO  
*Svoti*



MAG C III Floor

Rank	Number	Name	Country	D	E	Penalty	Result
1	161	Belyavskiy David	 RUS	5.40	8.825		<b>14.225</b>
2	158	Muntean Andrei Vasile	 ROU	5.30	8.750		<b>14.050</b>
3	165	Brägger Pablo	 SUI	5.20	8.450		<b>13.650</b>
4	162	Pakhomenko Igor	 RUS	5.30	8.300		<b>13.600</b>
5	157	Kotrong Adelin Ladislau	 ROU	5.50	8.050		<b>13.550</b>
6	104	Thys Tomas	 BEL	4.90	8.325		<b>13.225</b>
7	166	Hegi Oliver	 SUI	5.10	7.900		<b>13.000</b>
8	125	Zona Jim	 FRA	4.90	7.550	0.30	<b>12.150</b>



# EYOF 2009

## Tampere Finland



SUOMEN VOIMISTELULIITTO  
*Svoti*



MAG C III Pommel Horse

Rank	Number	Name	Country	D	E	Penalty	Result
1	128	Oldham Sam	GBR	4.80	8.975		<b>13.775</b>
2	162	Pakhomenko Igor	RUS	5.40	8.050		<b>13.450</b>
3	172	Semyankiv Maksym	UKR	4.90	8.500		<b>13.400</b>
4	159	Nistor Ioan Laurentiu	ROU	5.10	8.000		<b>13.100</b>
5	166	Hegi Oliver	SUI	4.60	8.425		<b>13.025</b>
6	158	Muntean Andrei Vasile	ROU	4.60	8.275		<b>12.875</b>
7	167	Meier Michael	SUI	4.30	8.150		<b>12.450</b>
8	127	Mackenzie Cameron	GBR	4.30	7.525		<b>11.825</b>



# EYOF 2009



## Tampere Finland



SUOMEN VOIMISTELULIITTO  
*Svoti*



MAG C III Rings

Rank	Number	Name	Country	D	E	Penalty	Result
1	161	Belyavskiy David	 RUS	4.80	9.075		<b>13.875</b>
2	173	Yermak Mykyta	 UKR	5.10	8.700		<b>13.800</b>
3	162	Pakhomenko Igor	 RUS	4.80	8.900		<b>13.700</b>
4	102	Vardanyan Vahan	 ARM	4.50	8.725		<b>13.225</b>
5	100	Davtyan Artur	 ARM	4.20	9.000		<b>13.200</b>
6	167	Meier Michael	 SUI	4.80	8.275		<b>13.075</b>
7	113	Krashias Dimitris	 CYP	4.80	7.975		<b>12.775</b>
8	165	Brägger Pablo	 SUI	4.80	7.875		<b>12.675</b>



# EYOF 2009

## Tampere Finland



SUOMEN VOIMISTELULIITTO  
*Svoti*

### **T** MAG C III Vault

Rank	Number	Name	Country	Vault	D	E	Penalty	Result	Total
1	104	Thys Tomas	 BEL	1	6.20	8.900		15.100	<b>14.962</b>
				2	5.40	9.425		14.825	
2	125	Zona Jim	 FRA	1	5.80	9.450		15.250	<b>14.900</b>
				2	5.40	9.150		14.550	
3	165	Brägger Pablo	 SUI	1	5.80	9.300	0.10	15.000	<b>14.862</b>
				2	5.40	9.325		14.725	
4	119	Abad Nestor	 ESP	1	6.20	9.225		15.425	<b>14.762</b>
				2	5.00	9.100		14.100	
5	167	Meier Michael	 SUI	1	6.20	9.275		15.475	<b>14.750</b>
				2	5.00	9.025		14.025	
6	150	Andreassen Håkon	 NOR	1	6.60	8.400	0.10	14.900	<b>14.587</b>
				2	5.40	8.875		14.275	
7	161	Belyavskiy David	 RUS	1	6.60	8.025	0.40	14.225	<b>14.075</b>
				2	6.20	8.225	0.50	13.925	
8	100	Davtyan Artur	 ARM	1	6.20	8.950		15.150	<b>14.000</b>
				2	4.60	8.550	0.30	12.850	





# EYOF 2009

## Tampere Finland



SUOMEN VOIMISTELULIITTO  
*Svoti*



MAG C III Parallel Bars

Rank	Number	Name	Country	D	E	Penalty	Result
1	128	Oldham Sam	GBR	4.80	8.975		<b>13.775</b>
2	103	Neuteleers Thomas	BEL	4.70	8.900		<b>13.600</b>
3	166	Hegi Oliver	SUI	4.70	8.825		<b>13.525</b>
4	167	Meier Michael	SUI	4.40	9.100		<b>13.500</b>
5	136	Babos Ádám	HUN	4.30	8.850		<b>13.150</b>
6	100	Davtyan Artur	ARM	4.20	8.925		<b>13.125</b>
7	113	Krashias Dimitris	CYP	5.00	8.000		<b>13.000</b>
8	161	Belyavskiy David	RUS	4.90	8.000		<b>12.900</b>



# EYOF 2009

## Tampere Finland



SUOMEN VOIMISTELULIITTO  
*Svoti*

### II MAG C III High Bar

Rank	Number	Name	Country	D	E	Penalty	Result
1	126	Bennett Maximillian	GBR	5.00	8.350		<b>13.350</b>
2	111	Valchev Velislav	BUL	5.00	8.200		<b>13.200</b>
3	166	Hegi Oliver	SUI	4.70	8.350		<b>13.050</b>
4	173	Yermak Mykyta	UKR	4.60	7.050		<b>11.650</b>
5	128	Oldham Sam	GBR	4.00	7.200		<b>11.200</b>
6	103	Neuteleers Thomas	BEL	3.40	7.475		<b>10.875</b>
7	119	Abad Nestor	ESP	5.00	5.300		<b>10.300</b>
8	125	Zona Jim	FRA	3.40	6.700		<b>10.100</b>



# EYOF 2009

## Tampere Finland



SUOMEN VOIMISTELULIITTO  
*Syöti*

### MAG C I - CI - Team

Rank	Team							Total
1	RUS - Russia	27,800	26,000	27,400	31,650	26,200	24,950	<b>164,000</b>
2	SUI - Switzerland	27,300	25,750	25,900	30,300	27,300	26,250	<b>162,800</b>
3	ROU - Romania	27,400	25,900	25,050	30,100	25,950	24,800	<b>159,200</b>
4	UKR - Ukraine	26,850	25,250	25,900	29,250	26,600	25,200	<b>159,050</b>
5	GBR - Great Britain	25,950	25,250	23,750	28,750	27,200	26,600	<b>157,500</b>
6	ARM - Armenia	25,450	24,450	26,550	28,100	26,300	24,950	<b>155,800</b>
7	BEL - Belgium	26,400	23,400	24,400	29,100	26,700	25,200	<b>155,200</b>
8	FRA - France	26,550	24,300	24,400	28,650	25,100	25,100	<b>154,100</b>
9	GER - Germany	25,600	21,300	25,050	27,050	26,200	25,250	<b>150,450</b>
10	ITA - Italy	25,700	23,100	22,800	27,750	25,400	25,150	<b>149,900</b>
11	BLR - Belarus	25,550	21,550	25,000	27,450	25,600	23,850	<b>149,000</b>
12	GRE - Greece	25,450	21,950	24,350	28,100	26,000	23,900	<b>148,750</b> pen. -1.0
13	HUN - Hungary	24,500	22,150	23,050	27,450	26,050	24,350	<b>147,550</b>
14	NOR - Norway	24,650	21,000	22,850	28,450	26,400	23,950	<b>147,300</b>
15	POL - Poland	25,250	22,100	24,100	27,750	23,200	24,600	<b>147,000</b>
16	FIN - Finland	25,450	20,350	23,750	26,200	25,400	23,500	<b>144,650</b>
17	SVK - Slovakia	25,500	21,500	22,700	26,900	24,900	23,150	<b>144,650</b>
18	BUL - Bulgaria	24,850	20,050	22,150	27,600	25,250	24,150	<b>144,050</b>
19	POR - Portugal	22,850	20,950	20,450	27,050	25,300	21,550	<b>138,150</b>
20	ISL - Iceland	23,550	19,750	21,450	27,150	23,950	19,750	<b>135,600</b>
21	CZE - Czech Republic	23,550	18,900	21,400	25,100	22,350	20,950	<b>132,250</b>
22	SLO - Slovenia	23,250	17,950	19,600	26,600	23,050	20,950	<b>131,400</b>
23	DEN - Denmark	23,450	19,100	16,350	25,450	25,350	16,150	<b>125,850</b>



# EYOF 2009

## Tampere Finland



SUOMEN VOIMISTELULIITTO  
*Svoti*

### MAG C I - CI - Team

Rank	Team							Total
<b>1</b>	<b>RUS - Russia</b>	<b>27,800 (1)</b>	<b>26,000 (1)</b>	<b>27,400 (1)</b>	<b>31,650 (1)</b>	<b>26,200 (7)</b>	<b>24,950 (8)</b>	<b>164,000</b>
160	Andreev Mikhail	13,100	11,100	13,300	14,550	12,550	12,500	77,100 (13)
161	Belyavskiy David	14,350	12,500	13,800	16,100	13,650	12,450	82,850 (1)
162	Pakhomenko Igor	13,450	13,500	13,600	15,550	12,050	12,050	80,200 (4)
<b>2</b>	<b>SUI - Switzerland</b>	<b>27,300 (3)</b>	<b>25,750 (3)</b>	<b>25,900 (3)</b>	<b>30,300 (2)</b>	<b>27,300 (1)</b>	<b>26,250 (2)</b>	<b>162,800</b>
165	Brägger Pablo	13,700	12,450	12,950	14,700	13,350	12,200	79,350 (7)
166	Hegi Oliver	13,600	13,200	11,900	15,050	13,700	13,450	80,900 (2)
167	Meier Michael	12,950	12,550	12,950	15,250	13,600	12,800	80,100 (5)
<b>3</b>	<b>ROU - Romania</b>	<b>27,400 (2)</b>	<b>25,900 (2)</b>	<b>25,050 (5)</b>	<b>30,100 (3)</b>	<b>25,950 (11)</b>	<b>24,800 (10)</b>	<b>159,200</b>
157	Kotrong Adelin Ladislau	13,500	11,600	11,850	15,150	12,200	12,000	76,300 (18)
158	Muntean Andrei Vasile	13,900	13,150	12,800	14,950	13,200	12,350	80,350 (3)
159	Nistor Ioan Laurentiu	12,400	12,750	12,250	13,450	12,750	12,450	76,050 (19)
<b>4</b>	<b>UKR - Ukraine</b>	<b>26,850 (4)</b>	<b>25,250 (4)</b>	<b>25,900 (3)</b>	<b>29,250 (4)</b>	<b>26,600 (4)</b>	<b>25,200 (5)</b>	<b>159,050</b>
171	Petrosian Heorhii	13,500	12,550	12,900	14,900	13,300	12,100	79,250 (8)
172	Semyankiv Maksym	13,350	12,700	12,600	13,250	13,250	11,400	76,550 (16)
173	Yermak Mykyta	13,250	11,200	13,000	14,350	13,300	13,100	78,200 (9)
<b>5</b>	<b>GBR - Great Britain</b>	<b>25,950 (7)</b>	<b>25,250 (4)</b>	<b>23,750 (12)</b>	<b>28,750 (6)</b>	<b>27,200 (2)</b>	<b>26,600 (1)</b>	<b>157,500</b>
126	Bennett Maximillian	12,750	11,000	11,650	14,400	13,100	13,100	76,000 (20)
127	Mackenzie Cameron	12,800	12,550	11,000	14,200	13,350	12,650	76,550 (15)
128	Oldham Sam	13,150	12,700	12,100	14,350	13,850	13,500	79,650 (6)
<b>6</b>	<b>ARM - Armenia</b>	<b>25,450 (13)</b>	<b>24,450 (6)</b>	<b>26,550 (2)</b>	<b>28,100 (9)</b>	<b>26,300 (6)</b>	<b>24,950 (8)</b>	<b>155,800</b>
100	Davtyan Artur	12,250	12,350	13,050	14,500	13,400	12,250	77,800 (11)
101	Tovmasyan Artur	12,350	12,100	13,000	13,400	12,000	11,350	74,200 (29)
102	Vardanyan Vahan	13,100	10,550	13,500	13,600	12,900	12,700	76,350 (17)
<b>7</b>	<b>BEL - Belgium</b>	<b>26,400 (6)</b>	<b>23,400 (8)</b>	<b>24,400 (8)</b>	<b>29,100 (5)</b>	<b>26,700 (3)</b>	<b>25,200 (4)</b>	<b>155,200</b>
103	Neuteleers Thomas	12,350	10,950	12,500	14,400	13,800	13,050	77,050 (14)
104	Thys Tomas	13,450	10,650	10,950	14,700	12,650	11,900	74,300 (27)
105	Verbaeys Jimmy	12,950	12,450	11,900		12,900	12,150	62,350 (68)
















# EYOF 2009

## Tampere Finland



SUOMEN VOIMISTELULIITTO  
*Svoti*

### MAG C I - CI - Team

Rank	Team							Total
<b>8</b>	 <b>FRA - France</b>	<b>26,550 (5)</b>	<b>24,300 (7)</b>	<b>24,400 (8)</b>	<b>28,650 (7)</b>	<b>25,100 (18)</b>	<b>25,100 (7)</b>	<b>154,100</b>
123	Prost Brandon	13,200	12,200	12,050	12,850	13,100	12,050	75,450 (23)
124	Szymczak Loïs	12,900	9,100	10,700	13,450	11,700	9,650	67,500 (55)
125	Zona Jim	13,350	12,100	12,350	15,200	12,000	13,050	78,050 (10)
<b>9</b>	 <b>GER - Germany</b>	<b>25,600 (9)</b>	<b>21,300 (15)</b>	<b>25,050 (5)</b>	<b>27,050 (17)</b>	<b>26,200 (8)</b>	<b>25,250 (3)</b>	<b>150,450</b>
130	Hoang Viet Thao	13,250	10,100	12,750	12,300	12,950	12,550	73,900 (30)
131	Keil Christian	12,350	9,700	11,100	13,500	12,050	10,950	69,650 (50)
132	Rittschik Ivan	11,700	11,200	12,300	13,550	13,250	12,700	74,700 (25)
<b>10</b>	 <b>ITA - Italy</b>	<b>25,700 (8)</b>	<b>23,100 (9)</b>	<b>22,800 (16)</b>	<b>27,750 (11)</b>	<b>25,400 (13)</b>	<b>25,150 (6)</b>	<b>149,900</b>
144	De Vecchis Tommaso	13,150	12,300	10,350	14,400	12,350	12,900	75,450 (22)
145	Edalli Ludovico	12,550	9,900	12,250	13,250	12,900	11,800	72,650 (35)
146	Pollini Giancarlo	12,250	10,800	10,550	13,350	12,500	12,250	71,700 (42)
<b>11</b>	 <b>BLR - Belarus</b>	<b>25,550 (10)</b>	<b>21,550 (13)</b>	<b>25,000 (7)</b>	<b>27,450 (15)</b>	<b>25,600 (12)</b>	<b>23,850 (16)</b>	<b>149,000</b>
106	Dalzheuski Pilip	12,550	11,250	12,200	13,950	12,950	11,350	74,250 (28)
107	Hryb Uladzislau	12,550	10,300	11,850	13,500	10,500	12,500	71,200 (45)
108	Yazhou Stanislau	13,000	9,700	12,800	12,900	12,650	10,500	71,550 (43)
<b>12</b>	 <b>GRE - Greece</b>	<b>25,450 (12)</b>	<b>21,950 (12)</b>	<b>24,350 (10)</b>	<b>28,100 (9)</b>	<b>26,000 (10)</b>	<b>23,900 (15)</b>	<b>148,750 pen. -1.0</b>
133	Antoniadis Nikolaos	13,050	10,600	11,950	14,300	13,300	12,350	75,550 (21)
134	Chatziefstathiou G.	11,900	11,350	11,600	13,800	12,700	11,000	72,350 (40)
135	Konstantinidis C.	12,400	9,850	12,400	13,800	12,450	11,550	72,450 (37)
<b>13</b>	 <b>HUN - Hungary</b>	<b>24,500 (18)</b>	<b>22,150 (10)</b>	<b>23,050 (14)</b>	<b>27,450 (14)</b>	<b>26,050 (9)</b>	<b>24,350 (12)</b>	<b>147,550</b>
136	Babos Ádám	12,300	10,800	12,400	14,050	13,550	12,000	75,100 (24)
137	Tóth Levente	11,100	11,350	10,650	12,750	12,500	12,350	70,700 (47)
138	Vigh Péter	12,200	10,650	10,500	13,400	11,300	9,450	67,500 (56)
<b>14</b>	 <b>NOR - Norway</b>	<b>24,650 (17)</b>	<b>21,000 (16)</b>	<b>22,850 (15)</b>	<b>28,450 (8)</b>	<b>26,400 (5)</b>	<b>23,950 (14)</b>	<b>147,300</b>
150	Andreassen Håkon	12,350	10,400	10,250	14,350	13,250	12,000	72,600 (36)
151	Planke Lars Joyce	12,300	5,500	11,500	13,050	11,300	11,950	65,600 (62)
152	Skjerahaug Stian	12,000	10,600	11,350	14,100	13,150	10,900	72,100 (41)



# EYOF 2009

## Tampere Finland



SUOMEN VOIMISTELULIITTO  
*Svoti*

### MAG C I - CI - Team

Rank	Team							Total
<b>15</b>	<b>POL - Poland</b>	<b>25,250 (15)</b>	<b>22,100 (11)</b>	<b>24,100 (11)</b>	<b>27,750 (11)</b>	<b>23,200 (21)</b>	<b>24,600 (11)</b>	<b>147,000</b>
153	Kacprzyk Konrad	11,250	11,400	11,900	14,200	10,800	12,900	72,450 (39)
154	Kielbik Piotr	12,700	10,700	11,900		11,300	11,700	58,300 (72)
174	Cecot Sebastian	12,550	9,550	12,200	13,550	11,900	10,750	70,500 (48)
<b>16</b>	<b>FIN - Finland</b>	<b>25,450 (13)</b>	<b>20,350 (18)</b>	<b>23,750 (12)</b>	<b>26,200 (21)</b>	<b>25,400 (13)</b>	<b>23,500 (17)</b>	<b>144,650</b>
120	Holopainen Kasper	12,600	10,000	10,700	12,450	10,300	10,900	66,950 (58)
121	Niva Heikki	12,850	10,150	11,900	13,600	13,350	12,500	74,350 (26)
122	Päivänen Jimi	12,450	10,200	11,850	12,600	12,050	11,000	70,150 (49)
<b>17</b>	<b>SVK - Slovakia</b>	<b>25,500 (11)</b>	<b>21,500 (14)</b>	<b>22,700 (17)</b>	<b>26,900 (19)</b>	<b>24,900 (19)</b>	<b>23,150 (18)</b>	<b>144,650</b>
168	Argalas Martin	12,650	9,550	11,300	13,250	12,950	11,400	71,100 (46)
169	Michnak Slavomir	12,850	11,950	11,400	13,650	11,950	11,750	73,550 (32)
<b>18</b>	<b>BUL - Bulgaria</b>	<b>24,850 (16)</b>	<b>20,050 (19)</b>	<b>22,150 (18)</b>	<b>27,600 (13)</b>	<b>25,250 (17)</b>	<b>24,150 (13)</b>	<b>144,050</b>
109	Filipov Vilislav	12,450	8,950	10,450	12,800	11,850	11,050	67,550 (54)
110	Hristov Emil	12,150	9,900	10,250	14,450	12,150	10,400	69,300 (51)
111	Valchev Velislav	12,400	10,150	11,700	13,150	13,100	13,100	73,600 (31)
<b>19</b>	<b>POR - Portugal</b>	<b>22,850 (23)</b>	<b>20,950 (17)</b>	<b>20,450 (21)</b>	<b>27,050 (17)</b>	<b>25,300 (16)</b>	<b>21,550 (19)</b>	<b>138,150</b>
155	Fragoso Francisco	10,300	9,550	8,250	13,800	12,750	11,050	65,700 (61)
156	Martins Ricardo	12,550	11,400	12,200	13,250	12,550	10,500	72,450 (38)
<b>20</b>	<b>ISL - Iceland</b>	<b>23,550 (20)</b>	<b>19,750 (20)</b>	<b>21,450 (19)</b>	<b>27,150 (16)</b>	<b>23,950 (20)</b>	<b>19,750 (22)</b>	<b>135,600</b>
140	Davidsson Diego S.	11,150	4,200	10,750	12,750	11,800	9,000	59,650 (71)
141	Gunnarsson Jon Sigurdur	11,200	8,250	10,300	13,350	11,200	10,750	65,050 (65)
142	Jochumsson Brynjar	12,350	11,500	10,700	13,800	12,150	8,650	69,150 (52)
<b>21</b>	<b>CZE - Czech Republic</b>	<b>23,550 (19)</b>	<b>18,900 (22)</b>	<b>21,400 (20)</b>	<b>25,100 (23)</b>	<b>22,350 (23)</b>	<b>20,950 (20)</b>	<b>132,250</b>
114	Pazdera Martin	11,900	8,950	8,850	10,250	10,900	10,250	61,100 (70)
115	Pecka Stepan	11,650	9,950	11,550	13,150	10,900	10,700	67,900 (53)
116	Seidl Filip	11,200	8,350	9,850	11,950	11,450	8,650	61,450 (69)
<b>22</b>	<b>SLO - Slovenia</b>	<b>23,250 (22)</b>	<b>17,950 (23)</b>	<b>19,600 (22)</b>	<b>26,600 (20)</b>	<b>23,050 (22)</b>	<b>20,950 (20)</b>	<b>131,400</b>
163	Mauric Primož	11,800	8,400	9,600	12,500	11,750	10,250	64,300 (67)
164	Zunko Zan	11,450	9,550	10,000	14,100	11,300	10,700	67,100 (57)










# EYOF 2009

## Tampere Finland



SUOMEN VOIMISTELULIITTO  
*Svoti*

### MAG C I - CI - Team

Rank	Team							Total
<b>23</b>	 <b>DEN - Denmark</b>	<b>23,450 (21)</b>	<b>19,100 (21)</b>	<b>16,350 (23)</b>	<b>25,450 (22)</b>	<b>25,350 (15)</b>	<b>16,150 (23)</b>	<b>125,850</b>
117	Rydberg K.	12,050	10,000	11,600	13,300	12,950	11,400	71,300 (44)
118	Wagner James Oliver	11,400	9,100	4,750	12,150	12,400	4,750	54,550 (74)



# EYOF 2009

## Tampere Finland



SUOMEN VOIMISTELULIITTO  
*Svoti*

### MAG C I - All-Around

Rank	Number	Name	Country							Total	
1	161	Belyavskiy David	RUS	14.350	12.500	13.800	16.100	13.650	12.450	<b>82.850</b>	Q
2	166	Hegi Oliver	SUI	13.600	13.200	11.900	15.050	13.700	13.450	<b>80.900</b>	Q
3	158	Muntean Andrei Vasile	ROU	13.900	13.150	12.800	14.950	13.200	12.350	<b>80.350</b>	Q
4	162	Pakhomenko Igor	RUS	13.450	13.500	13.600	15.550	12.050	12.050	<b>80.200</b>	Q
5	167	Meier Michael	SUI	12.950	12.550	12.950	15.250	13.600	12.800	<b>80.100</b>	Q
6	128	Oldham Sam	GBR	13.150	12.700	12.100	14.350	13.850	13.500	<b>79.650</b>	Q
7	165	Brägger Pablo	SUI	13.700	12.450	12.950	14.700	13.350	12.200	<b>79.350</b>	
8	171	Petrosian Heorhii	UKR	13.500	12.550	12.900	14.900	13.300	12.100	<b>79.250</b>	Q
9	173	Yermak Mykyta	UKR	13.250	11.200	13.000	14.350	13.300	13.100	<b>78.200</b>	Q
10	125	Zona Jim	FRA	13.350	12.100	12.350	15.200	12.000	13.050	<b>78.050</b>	Q
11	100	Davtyan Artur	ARM	12.250	12.350	13.050	14.500	13.400	12.250	<b>77.800</b>	Q
12	113	Krashias Dimitris	CYP	13.000	11.000	13.050	14.200	13.700	12.500	<b>77.450</b>	Q
13	160	Andreev Mikhail	RUS	13.100	11.100	13.300	14.550	12.550	12.500	<b>77.100</b>	
14	103	Neuteleers Thomas	BEL	12.350	10.950	12.500	14.400	13.800	13.050	<b>77.050</b>	Q
15	127	Mackenzie Cameron	GBR	12.800	12.550	11.000	14.200	13.350	12.650	<b>76.550</b>	Q
16	172	Semyankiv Maksym	UKR	13.350	12.700	12.600	13.250	13.250	11.400	<b>76.550</b>	
17	102	Vardanyan Vahan	ARM	13.100	10.550	13.500	13.600	12.900	12.700	<b>76.350</b>	Q
18	157	Kotrong Adelin Ladislau	ROU	13.500	11.600	11.850	15.150	12.200	12.000	<b>76.300</b>	Q
19	159	Nistor Ioan Laurentiu	ROU	12.400	12.750	12.250	13.450	12.750	12.450	<b>76.050</b>	
20	126	Bennett Maximillian	GBR	12.750	11.000	11.650	14.400	13.100	13.100	<b>76.000</b>	
21	133	Antoniadis Nikolaos	GRE	13.050	10.600	11.950	14.300	13.300	12.350	<b>75.550</b>	Q
22	144	De Vecchis Tommaso	ITA	13.150	12.300	10.350	14.400	12.350	12.900	<b>75.450</b>	Q
23	123	Prost Brandon	FRA	13.200	12.200	12.050	12.850	13.100	12.050	<b>75.450</b>	Q
24	136	Babos Ádám	HUN	12.300	10.800	12.400	14.050	13.550	12.000	<b>75.100</b>	Q
25	132	Rittschik Ivan	GER	11.700	11.200	12.300	13.550	13.250	12.700	<b>74.700</b>	Q
26	121	Niva Heikki	FIN	12.850	10.150	11.900	13.600	13.350	12.500	<b>74.350</b>	Q
27	104	Thys Tomas	BEL	13.450	10.650	10.950	14.700	12.650	11.900	<b>74.300</b>	Q
28	106	Dalzheuski Pilip	BLR	12.550	11.250	12.200	13.950	12.950	11.350	<b>74.250</b>	Q
29	101	Tovmasyan Artur	ARM	12.350	12.100	13.000	13.400	12.000	11.350	<b>74.200</b>	
30	130	Hoang Viet Thao	GER	13.250	10.100	12.750	12.300	12.950	12.550	<b>73.900</b>	Q
31	111	Valchev Velislav	BUL	12.400	10.150	11.700	13.150	13.100	13.100	<b>73.600</b>	R
32	169	Michnak Slavomir	SVK	12.850	11.950	11.400	13.650	11.950	11.750	<b>73.550</b>	R
33	170	Arican Ferhat	TUR	11.200	11.850	12.100	14.200	12.300	11.750	<b>73.400</b>	R
34	119	Abad Nestor	ESP	10.800	9.700	12.050	14.650	12.450	13.000	<b>72.650</b>	R
35	145	Edalli Ludovico	ITA	12.550	9.900	12.250	13.250	12.900	11.800	<b>72.650</b>	
36	150	Andreassen Håkon	NOR	12.350	10.400	10.250	14.350	13.250	12.000	<b>72.600</b>	





# EYOF 2009

## Tampere Finland



SUOMEN VOIMISTELULIITTO  
*Svoti*

### MAG C I - All-Around

Rank	Number	Name	Country							Total	
37	135	Konstantinidis C.		GRE	12.400	9.850	12.400	13.800	12.450	11.550	<b>72.450</b>
38	156	Martins Ricardo		POR	12.550	11.400	12.200	13.250	12.550	10.500	<b>72.450</b>
39	153	Kacprzyk Konrad		POL	11.250	11.400	11.900	14.200	10.800	12.900	<b>72.450</b>
40	134	Chatziefstathiou G.		GRE	11.900	11.350	11.600	13.800	12.700	11.000	<b>72.350</b>
41	152	Skjerahaug Stian		NOR	12.000	10.600	11.350	14.100	13.150	10.900	<b>72.100</b>
42	146	Pollini Giancarlo		ITA	12.250	10.800	10.550	13.350	12.500	12.250	<b>71.700</b>
43	108	Yazhou Stanislau		BLR	13.000	9.700	12.800	12.900	12.650	10.500	<b>71.550</b>
44	117	Rydberg K.		DEN	12.050	10.000	11.600	13.300	12.950	11.400	<b>71.300</b>
45	107	Hryb Uladzislau		BLR	12.550	10.300	11.850	13.500	10.500	12.500	<b>71.200</b>
46	168	Argalas Martin		SVK	12.650	9.550	11.300	13.250	12.950	11.400	<b>71.100</b>
47	137	Tóth Levente		HUN	11.100	11.350	10.650	12.750	12.500	12.350	<b>70.700</b>
48	174	Cecot Sebastian		POL	12.550	9.550	12.200	13.550	11.900	10.750	<b>70.500</b>
49	122	Päivänen Jimi		FIN	12.450	10.200	11.850	12.600	12.050	11.000	<b>70.150</b>
50	131	Keil Christian		GER	12.350	9.700	11.100	13.500	12.050	10.950	<b>69.650</b>
51	110	Hristov Emil		BUL	12.150	9.900	10.250	14.450	12.150	10.400	<b>69.300</b>
52	142	Jochumsson Brynjar		ISL	12.350	11.500	10.700	13.800	12.150	8.650	<b>69.150</b>
53	115	Pecka Stepan		CZE	11.650	9.950	11.550	13.150	10.900	10.700	<b>67.900</b>
54	109	Filipov Vilislav		BUL	12.450	8.950	10.450	12.800	11.850	11.050	<b>67.550</b>
55	124	Szymczak Loïs		FRA	12.900	9.100	10.700	13.450	11.700	9.650	<b>67.500</b>
56	138	Vigh Péter		HUN	12.200	10.650	10.500	13.400	11.300	9.450	<b>67.500</b>
57	164	Zunko Zan		SLO	11.450	9.550	10.000	14.100	11.300	10.700	<b>67.100</b>
58	120	Holopainen Kasper		FIN	12.600	10.000	10.700	12.450	10.300	10.900	<b>66.950</b>
59	143	Weiss Kfir		ISR	12.750	8.450	10.750	13.550	11.250	9.950	<b>66.700</b>
60	139	O'Connor Christopher		IRL	11.200	11.450	10.800	13.000	12.000	8.200	<b>66.650</b>
61	155	Fragoso Francisco		POR	10.300	9.550	8.250	13.800	12.750	11.050	<b>65.700</b>
62	151	Planke Lars Joyce		NOR	12.300	5.500	11.500	13.050	11.300	11.950	<b>65.600</b>
63	112	Borosa Filip		CRO	11.400	7.950	10.600	12.250	11.450	11.700	<b>65.350</b>
64	147	Poznakovs Sergejs		LAT	12.800	4.700	11.150	13.550	11.150	11.750	<b>65.100</b>
65	141	Gunnarsson Jon Sigurdur		ISL	11.200	8.250	10.300	13.350	11.200	10.750	<b>65.050</b>
66	149	Crovetto Kevin		MON	11.600	10.050	9.900	14.150	12.200	6.650	<b>64.550</b>
67	163	Mauric Primoz		SLO	11.800	8.400	9.600	12.500	11.750	10.250	<b>64.300</b>
68	105	Verbaeys Jimmy		BEL	12.950	12.450	11.900	0.000	12.900	12.150	<b>62.350</b>
69	116	Seidl Filip		CZE	11.200	8.350	9.850	11.950	11.450	8.650	<b>61.450</b>
70	114	Pazdera Martin		CZE	11.900	8.950	8.850	10.250	10.900	10.250	<b>61.100</b>
71	140	Davidsson Diego S.		ISL	11.150	4.200	10.750	12.750	11.800	9.000	<b>59.650</b>
72	154	Kielbik Piotr		POL	12.700	10.700	11.900	0.000	11.300	11.700	<b>58.300</b>












# EYOF 2009

## Tampere Finland



SUOMEN VOIMISTELULIITTO  
*Svoti*

### MAG C I - All-Around

Rank	Number	Name	Country							Total
73	148	Krstevski Ivan	 MKD	10.250	7.950	10.500	12.200	8.900	5.850	<b>55.650</b>
74	118	Wagner James Oliver	 DEN	11.400	9.100	4.750	12.150	12.400	4.750	<b>54.550</b>
75	129	Kharabadze Mikheil	 GEO		11.850			12.150		<b>24.000</b>



# EYOF 2009

## Tampere Finland



SUOMEN VOIMISTELULIITTO  
*Svoti*



MAG C I - Floor

Rank	Number	Name	Country	D	E	Penalty	Result
1	161	Belyavskiy David	RUS	5.40	8.950		<b>14.350</b> Q
2	158	Muntean Andrei Vasile	ROU	5.30	8.600		<b>13.900</b> Q
3	165	Brägger Pablo	SUI	5.10	8.600		<b>13.700</b> Q
4	166	Hegi Oliver	SUI	5.10	8.500		<b>13.600</b> Q
5	171	Petrosian Heorhii	UKR	5.00	8.500		<b>13.500</b> Q
6	157	Kotrong Adelin Ladislau	ROU	5.40	8.200	0.10	<b>13.500</b> Q
7	104	Thys Tomas	BEL	4.90	8.550		<b>13.450</b> Q
8	162	Pakhomenko Igor	RUS	5.30	8.150		<b>13.450</b> Q
9	125	Zona Jim	FRA	4.90	8.450		<b>13.350</b> R
10	172	Semyankiv Maksym	UKR	5.00	8.350		<b>13.350</b> R
11	130	Hoang Viet Thao	GER	4.70	8.550		<b>13.250</b> R
12	173	Yermak Mykyta	UKR	5.00	8.250		<b>13.250</b>
13	123	Prost Brandon	FRA	4.60	8.700	0.10	<b>13.200</b>
14	144	De Vecchis Tommaso	ITA	4.20	8.950		<b>13.150</b>
15	128	Oldham Sam	GBR	5.00	8.550	0.40	<b>13.150</b>
16	102	Vardanyan Vahan	ARM	4.30	8.800		<b>13.100</b>
17	160	Andreev Mikhail	RUS	4.80	8.300		<b>13.100</b>
18	133	Antoniadis Nikolaos	GRE	4.70	8.350		<b>13.050</b>
19	108	Yazhou Stanislau	BLR	4.50	8.500		<b>13.000</b>
20	113	Krashias Dimitris	CYP	4.70	8.300		<b>13.000</b>
21	105	Verbaeys Jimmy	BEL	4.80	8.150		<b>12.950</b>
22	167	Meier Michael	SUI	5.00	7.950		<b>12.950</b>
23	124	Szymczak Loïs	FRA	4.30	8.600		<b>12.900</b>
24	121	Niva Heikki	FIN	4.40	8.450		<b>12.850</b>
25	169	Michnak Slavomir	SVK	4.50	8.350		<b>12.850</b>
26	147	Poznakovs Sergejs	LAT	4.50	8.300		<b>12.800</b>
27	127	Mackenzie Cameron	GBR	4.70	8.100		<b>12.800</b>
28	126	Bennett Maximillian	GBR	4.50	8.250		<b>12.750</b>
29	143	Weiss Kfir	ISR	4.90	7.850		<b>12.750</b>
30	154	Kielbik Piotr	POL	4.20	8.500		<b>12.700</b>
31	168	Argalas Martin	SVK	4.00	8.650		<b>12.650</b>
32	120	Holopainen Kasper	FIN	4.20	8.400		<b>12.600</b>
33	106	Dalzheuski Pilip	BLR	4.10	8.650	0.20	<b>12.550</b>
34	174	Cecot Sebastian	POL	4.20	8.350		<b>12.550</b>
35	145	Edalli Ludovico	ITA	4.30	8.250		<b>12.550</b>
36	156	Martins Ricardo	POR	4.40	8.150		<b>12.550</b>



# EYOF 2009

## Tampere Finland



SUOMEN VOIMISTELULIITTO  
*Svoti*

MAG C I - Floor

Rank	Number	Name	Country	D	E	Penalty	Result
37	107	Hryb Uladzislau	BLR	4.50	8.050		<b>12.550</b>
38	122	Päivänen Jimi	FIN	4.00	8.450		<b>12.450</b>
39	109	Filipov Vilislav	BUL	4.70	7.750		<b>12.450</b>
40	135	Konstantinidis C.	GRE	4.50	7.900		<b>12.400</b>
41	111	Valchev Velislav	BUL	4.60	7.800		<b>12.400</b>
42	159	Nistor Ioan Laurentiu	ROU	4.80	7.700	0.10	<b>12.400</b>
43	101	Tovmasyan Artur	ARM	4.20	8.150		<b>12.350</b>
44	131	Keil Christian	GER	4.40	7.950		<b>12.350</b>
45	142	Jochumsson Brynjar	ISL	4.40	7.950		<b>12.350</b>
46	103	Neuteleers Thomas	BEL	5.00	7.350		<b>12.350</b>
47	150	Andreassen Håkon	NOR	5.10	7.250		<b>12.350</b>
48	151	Planke Lars Joyce	NOR	4.30	8.000		<b>12.300</b>
49	136	Babos Ádám	HUN	4.90	7.700	0.30	<b>12.300</b>
50	146	Pollini Giancarlo	ITA	4.30	7.950		<b>12.250</b>
51	100	Davtyan Artur	ARM	4.30	7.950		<b>12.250</b>
52	138	Vigh Péter	HUN	3.80	8.500	0.10	<b>12.200</b>
53	110	Hristov Emil	BUL	4.40	7.750		<b>12.150</b>
54	117	Rydberg K.	DEN	4.40	7.750	0.10	<b>12.050</b>
55	152	Skjerahaug Stian	NOR	4.50	7.500		<b>12.000</b>
56	114	Pazdera Martin	CZE	3.70	8.200		<b>11.900</b>
57	134	Chatziefstathiou G.	GRE	4.50	7.400		<b>11.900</b>
58	163	Mauric Primoz	SLO	3.90	7.900		<b>11.800</b>
59	132	Rittschik Ivan	GER	5.00	6.800	0.10	<b>11.700</b>
60	115	Pecka Stepan	CZE	4.00	7.650		<b>11.650</b>
61	149	Crovetto Kevin	MON	3.90	7.900	0.20	<b>11.600</b>
62	164	Zunko Zan	SLO	4.20	7.550	0.30	<b>11.450</b>
63	118	Wagner James Oliver	DEN	3.90	7.500		<b>11.400</b>
64	112	Borosa Filip	CRO	5.00	6.700	0.30	<b>11.400</b>
65	153	Kacprzyk Konrad	POL	4.50	6.750		<b>11.250</b>
66	116	Seidl Filip	CZE	3.20	8.000		<b>11.200</b>
67	141	Gunnarsson Jon Sigurdur	ISL	3.50	7.700		<b>11.200</b>
68	139	O'Connor Christopher	IRL	3.50	7.700		<b>11.200</b>
69	170	Arıcan Ferhat	TUR	4.70	6.600	0.10	<b>11.200</b>
70	140	Davidsson Diego S.	ISL	4.20	7.250	0.30	<b>11.150</b>
71	137	Tóth Levente	HUN	4.30	6.800		<b>11.100</b>
72	119	Abad Nestor	ESP	4.80	6.000		<b>10.800</b>



# EYOF 2009



Tampere Finland



SUOMEN VOIMISTELULIITTO  
*Svoti*



MAG C I - Floor

Rank	Number	Name	Country	D	E	Penalty	Result
73	155	Fragoso Francisco	 POR	4.80	5.900	0.40	<b>10.300</b>
74	148	Krstevski Ivan	 MKD	3.10	7.450	0.30	<b>10.250</b>



# EYOF 2009

## Tampere Finland



SUOMEN VOIMISTELULIITTO  
*Svoti*



MAG C I - Pommel Horse

Rank	Number	Name	Country	D	E	Penalty	Result
1	162	Pakhomenko Igor	 RUS	5.20	8.300		<b>13.500</b> Q
2	166	Hegi Oliver	 SUI	4.50	8.700		<b>13.200</b> Q
3	158	Muntean Andrei Vasile	 ROU	4.60	8.550		<b>13.150</b> Q
4	159	Nistor Ioan Laurentiu	 ROU	5.20	7.550		<b>12.750</b> Q
5	172	Semyankiv Maksym	 UKR	4.80	7.900		<b>12.700</b> Q
6	128	Oldham Sam	 GBR	4.80	7.900		<b>12.700</b> Q
7	167	Meier Michael	 SUI	4.30	8.250		<b>12.550</b> Q
8	127	Mackenzie Cameron	 GBR	4.40	8.150		<b>12.550</b> Q
9	171	Petrosian Heorhii	 UKR	4.90	7.650		<b>12.550</b> R
10	161	Belyavskiy David	 RUS	5.30	7.200		<b>12.500</b> R
11	165	Brägger Pablo	 SUI	3.90	8.550		<b>12.450</b>
12	105	Verbaeys Jimmy	 BEL	4.50	7.950		<b>12.450</b> R
13	100	Davtyan Artur	 ARM	4.40	7.950		<b>12.350</b>
14	144	De Vecchis Tommaso	 ITA	4.50	7.800		<b>12.300</b>
15	123	Prost Brandon	 FRA	4.70	7.500		<b>12.200</b>
16	125	Zona Jim	 FRA	4.30	7.800		<b>12.100</b>
17	101	Tovmasyan Artur	 ARM	4.50	7.600		<b>12.100</b>
18	169	Michnak Slavomir	 SVK	4.60	7.350		<b>11.950</b>
19	129	Kharabadze Mikheil	 GEO	4.60	7.250		<b>11.850</b>
20	170	Arican Ferhat	 TUR	4.80	7.050		<b>11.850</b>
21	157	Kotrong Adelin Ladislau	 ROU	5.00	6.600		<b>11.600</b>
22	142	Jochumsson Brynjar	 ISL	3.80	7.700		<b>11.500</b>
23	139	O'Connor Christopher	 IRL	3.60	7.850		<b>11.450</b>
24	156	Martins Ricardo	 POR	4.00	7.400		<b>11.400</b>
25	153	Kacprzyk Konrad	 POL	4.10	7.300		<b>11.400</b>
26	137	Tóth Levente	 HUN	4.40	6.950		<b>11.350</b>
27	134	Chatziefstathiou G.	 GRE	4.70	6.650		<b>11.350</b>
28	106	Dalzheuski Pilip	 BLR	3.00	8.250		<b>11.250</b>
29	132	Rittschik Ivan	 GER	4.50	6.700		<b>11.200</b>
30	173	Yermak Mykyta	 UKR	5.30	5.900		<b>11.200</b>
31	160	Andreev Mikhail	 RUS	4.50	6.600		<b>11.100</b>
32	126	Bennett Maximillian	 GBR	3.60	7.400		<b>11.000</b>
33	113	Krashias Dimitris	 CYP	4.60	6.400		<b>11.000</b>
34	103	Neuteleers Thomas	 BEL	4.30	6.650		<b>10.950</b>
35	146	Pollini Giancarlo	 ITA	3.40	7.400		<b>10.800</b>
36	136	Babos Ádám	 HUN	4.20	6.600		<b>10.800</b>



# EYOF 2009

## Tampere Finland



SUOMEN VOIMISTELULIITTO  
*Svoti*



MAG C I - Pommel Horse

Rank	Number	Name	Country	D	E	Penalty	Result
37	154	Kielbik Piotr	POL	4.20	6.500		<b>10.700</b>
38	104	Thys Tomas	BEL	3.40	7.250		<b>10.650</b>
39	138	Vigh Péter	HUN	4.40	6.250		<b>10.650</b>
40	152	Skjerahaug Stian	NOR	3.60	7.000		<b>10.600</b>
41	133	Antoniadis Nikolaos	GRE	4.60	6.000		<b>10.600</b>
42	102	Vardanyan Vahan	ARM	4.20	6.350		<b>10.550</b>
43	150	Andreassen Håkon	NOR	3.70	6.700		<b>10.400</b>
44	107	Hryb Uladzislau	BLR	4.50	5.800		<b>10.300</b>
45	122	Päivänen Jimi	FIN	2.90	7.300		<b>10.200</b>
46	111	Valchev Velislav	BUL	3.60	6.550		<b>10.150</b>
47	121	Niva Heikki	FIN	3.60	6.550		<b>10.150</b>
48	130	Hoang Viet Thao	GER	3.40	6.700		<b>10.100</b>
49	149	Crovetto Kevin	MON	3.10	6.950		<b>10.050</b>
50	120	Holopainen Kasper	FIN	2.30	7.700		<b>10.000</b>
51	117	Rydberg K.	DEN	2.80	7.200		<b>10.000</b>
52	115	Pecka Stepan	CZE	3.70	6.250		<b>9.950</b>
53	145	Edalli Ludovico	ITA	3.60	6.300		<b>9.900</b>
54	110	Hristov Emil	BUL	3.60	6.300		<b>9.900</b>
55	135	Konstantinidis C.	GRE	3.20	6.650		<b>9.850</b>
56	131	Keil Christian	GER	3.30	6.400		<b>9.700</b>
57	119	Abad Nestor	ESP	3.40	6.300		<b>9.700</b>
58	108	Yazhou Stanislau	BLR	3.70	6.000		<b>9.700</b>
59	155	Fragoso Francisco	POR	3.00	6.550		<b>9.550</b>
60	168	Argalas Martin	SVK	3.10	6.450		<b>9.550</b>
61	164	Zunko Zan	SLO	3.20	6.350		<b>9.550</b>
62	174	Cecot Sebastian	POL	3.70	5.850		<b>9.550</b>
63	118	Wagner James Oliver	DEN	2.80	6.300		<b>9.100</b>
64	124	Szymczak Loïs	FRA	3.20	5.900		<b>9.100</b>
65	114	Pazdera Martin	CZE	2.60	6.350		<b>8.950</b>
66	109	Filipov Vilislav	BUL	3.60	5.350		<b>8.950</b>
67	143	Weiss Kfir	ISR	3.20	5.250		<b>8.450</b>
68	163	Mauric Primoz	SLO	3.60	4.800		<b>8.400</b>
69	116	Seidl Filip	CZE	3.00	5.350		<b>8.350</b>
70	141	Gunnarsson Jon Sigurdur	ISL	3.70	4.550		<b>8.250</b>
71	148	Krsteovski Ivan	MKD	2.40	5.550		<b>7.950</b>
72	112	Borosa Filip	CRO	2.60	5.350		<b>7.950</b>



# EYOF 2009

Tampere Finland



SUOMEN VOIMISTELULIITTO  
*Svoti*



MAG C I - Pommel Horse

Rank	Number	Name	Country	D	E	Penalty	Result
73	151	Planke Lars Joyce	 NOR	2.20	3.300		<b>5.500</b>
74	147	Poznakovs Sergejs	 LAT	2.70	2.000		<b>4.700</b>
75	140	Davidsson Diego S.	 ISL	2.20	2.000		<b>4.200</b>





# EYOF 2009

## Tampere Finland



SUOMEN VOIMISTELULIITTO  
*Suoli*



MAG C I - Rings

Rank	Number	Name	Country	D	E	Penalty	Result
1	161	Belyavskiy David	RUS	4.80	9.000		<b>13.800</b> Q
2	162	Pakhomenko Igor	RUS	4.80	8.800		<b>13.600</b> Q
3	102	Vardanyan Vahan	ARM	4.50	9.000		<b>13.500</b> Q
4	160	Andreev Mikhail	RUS	4.80	8.500		<b>13.300</b>
5	100	Davtyan Artur	ARM	4.20	8.850		<b>13.050</b> Q
6	113	Krashias Dimitris	CYP	4.70	8.350		<b>13.050</b> Q
7	173	Yermak Mykyta	UKR	5.20	7.800		<b>13.000</b> Q
8	101	Tovmasyan Artur	ARM	5.30	7.700		<b>13.000</b>
9	165	Brägger Pablo	SUI	4.80	8.150		<b>12.950</b> Q
10	167	Meier Michael	SUI	4.80	8.150		<b>12.950</b> Q
11	171	Petrosian Heorhii	UKR	4.70	8.200		<b>12.900</b> R
12	108	Yazhou Stanislau	BLR	4.60	8.200		<b>12.800</b> R
13	158	Muntean Andrei Vasile	ROU	5.30	7.500		<b>12.800</b> R
14	130	Hoang Viet Thao	GER	4.50	8.250		<b>12.750</b>
15	172	Semyankiv Maksym	UKR	4.50	8.100		<b>12.600</b>
16	103	Neuteleers Thomas	BEL	4.60	7.900		<b>12.500</b>
17	135	Konstantinidis C.	GRE	4.40	8.000		<b>12.400</b>
18	136	Babos Ádám	HUN	4.80	7.600		<b>12.400</b>
19	125	Zona Jim	FRA	4.80	7.550		<b>12.350</b>
20	132	Rittschik Ivan	GER	4.70	7.600		<b>12.300</b>
21	145	Edalli Ludovico	ITA	4.00	8.250		<b>12.250</b>
22	159	Nistor Ioan Laurentiu	ROU	4.70	7.550		<b>12.250</b>
23	106	Dalzheuski Pilip	BLR	3.60	8.600		<b>12.200</b>
24	156	Martins Ricardo	POR	4.40	7.800		<b>12.200</b>
25	174	Cecot Sebastian	POL	4.80	7.400		<b>12.200</b>
26	128	Oldham Sam	GBR	4.50	7.600		<b>12.100</b>
27	170	Arican Ferhat	TUR	5.00	7.100		<b>12.100</b>
28	123	Prost Brandon	FRA	4.10	7.950		<b>12.050</b>
29	119	Abad Nestor	ESP	4.60	7.450		<b>12.050</b>
30	133	Antoniadis Nikolaos	GRE	3.60	8.350		<b>11.950</b>
31	121	Niva Heikki	FIN	3.80	8.100		<b>11.900</b>
32	154	Kielbik Piotr	POL	4.10	7.800		<b>11.900</b>
33	166	Hegi Oliver	SUI	4.60	7.300		<b>11.900</b>
34	105	Verbaeys Jimmy	BEL	4.60	7.300		<b>11.900</b>
35	153	Kacprzyk Konrad	POL	4.70	7.200		<b>11.900</b>
36	122	Päivänen Jimi	FIN	2.70	9.150		<b>11.850</b>



# EYOF 2009

## Tampere Finland



SUOMEN VOIMISTELULIITTO  
*Svoti*



MAG C I - Rings

Rank	Number	Name	Country	D	E	Penalty	Result
37	157	Kotrong Adelin Ladislau	ROU	4.30	7.550		<b>11.850</b>
38	107	Hryb Uladzislau	BLR	4.60	7.250		<b>11.850</b>
39	111	Valchev Velislav	BUL	4.60	7.100		<b>11.700</b>
40	126	Bennett Maximillian	GBR	3.70	7.950		<b>11.650</b>
41	117	Rydberg K.	DEN	3.90	7.700		<b>11.600</b>
42	134	Chatziefstathiou G.	GRE	4.10	7.500		<b>11.600</b>
43	115	Pecka Stepan	CZE	4.00	7.550		<b>11.550</b>
44	151	Planke Lars Joyce	NOR	3.70	7.800		<b>11.500</b>
45	169	Michnak Slavomir	SVK	3.30	8.100		<b>11.400</b>
46	152	Skjerahaug Stian	NOR	3.80	7.550		<b>11.350</b>
47	168	Argalas Martin	SVK	3.70	7.600		<b>11.300</b>
48	147	Poznakovs Sergejs	LAT	3.40	7.750		<b>11.150</b>
49	131	Keil Christian	GER	3.90	7.200		<b>11.100</b>
50	127	Mackenzie Cameron	GBR	4.00	7.000		<b>11.000</b>
51	104	Thys Tomas	BEL	4.20	6.750		<b>10.950</b>
52	139	O'Connor Christopher	IRL	3.40	7.400		<b>10.800</b>
53	140	Davidsson Diego S.	ISL	2.20	8.550		<b>10.750</b>
54	143	Weiss Kfir	ISR	4.40	6.350		<b>10.750</b>
55	124	Szymczak Loïs	FRA	2.70	8.000		<b>10.700</b>
56	142	Jochumsson Brynjar	ISL	3.10	7.600		<b>10.700</b>
57	120	Holopainen Kasper	FIN	3.10	7.600		<b>10.700</b>
58	137	Tóth Levente	HUN	3.00	7.650		<b>10.650</b>
59	112	Borosa Filip	CRO	3.70	6.900		<b>10.600</b>
60	146	Pollini Giancarlo	ITA	4.40	6.150		<b>10.550</b>
61	138	Vigh Péter	HUN	3.70	6.800		<b>10.500</b>
62	148	Krsteovski Ivan	MKD	4.10	6.400		<b>10.500</b>
63	109	Filipov Vilislav	BUL	4.30	6.150		<b>10.450</b>
64	144	De Vecchis Tommaso	ITA	3.40	6.950		<b>10.350</b>
65	141	Gunnarsson Jon Sigurdur	ISL	3.50	6.800		<b>10.300</b>
66	150	Andreassen Håkon	NOR	3.40	6.850		<b>10.250</b>
67	110	Hristov Emil	BUL	4.30	5.950		<b>10.250</b>
68	164	Zunko Zan	SLO	3.30	6.700		<b>10.000</b>
69	149	Crovetto Kevin	MON	3.10	6.800		<b>9.900</b>
70	116	Seidl Filip	CZE	2.20	7.650		<b>9.850</b>
71	163	Mauric Primoz	SLO	3.20	6.400		<b>9.600</b>
72	114	Pazdera Martin	CZE	3.10	5.750		<b>8.850</b>



# EYOF 2009



Tampere Finland



SUOMEN VOIMISTELULIITTO  
*Svoti*



MAG C I - Rings

Rank	Number	Name	Country	D	E	Penalty	Result
73	155	Fragoso Francisco	 POR	4.10	4.150		<b>8.250</b>
74	118	Wagner James Oliver	 DEN	2.70	2.050		<b>4.750</b>



# EYOF 2009

## Tampere Finland



SUOMEN VOIMISTELULIITTO  
*Svoti*

### I MAG C I - Vault

Rank	Number	Name	Country	Vault	D	E	Penalty	Result	Total	
1	161	Belyavskiy David		RUS	1	6.60	9.500		16.100	<b>15.550</b> Q
					2	6.20	9.300	0.50	15.000	
2	125	Zona Jim		FRA	1	5.80	9.400		15.200	<b>14.700</b> Q
					2	5.40	8.800		14.200	
3	167	Meier Michael		SUI	1	6.20	9.050		15.250	<b>14.625</b> Q
					2	5.00	9.000		14.000	
4	165	Brägger Pablo		SUI	1	5.80	8.900		14.700	<b>14.625</b> Q
					2	5.40	9.150		14.550	
5	119	Abad Nestor		ESP	1	6.20	8.850	0.40	14.650	<b>14.325</b> Q
					2	5.00	9.000		14.000	
6	150	Andreassen Håkon		NOR	1	6.60	7.750		14.350	<b>14.300</b> Q
					2	5.40	8.850		14.250	
7	100	Davtyan Artur		ARM	1	5.40	9.100		14.500	<b>14.250</b> Q
					2	4.60	9.400		14.000	
8	171	Petrosian Heorhii		UKR	1	6.20	8.700		14.900	<b>14.150</b> Q
					2	4.60	8.800		13.400	
9	104	Thys Tomas		BEL	1	6.20	8.600	0.10	14.700	<b>14.149</b> R
					2	5.40	8.700	0.50	13.600	
10	158	Muntean Andrei Vasile		ROU	1	6.20	8.850	0.10	14.950	<b>14.100</b> R
					2	3.80	9.450		13.250	
11	157	Kotrong Adelin Ladislau		ROU	1	6.20	9.050	0.10	15.150	<b>13.900</b> R
					2	4.20	8.550	0.10	12.650	
12	135	Konstantinidis C.		GRE	1	5.40	8.400		13.800	<b>13.825</b>
					2	4.60	9.250		13.850	
13	126	Bennett Maximilian		GBR	1	5.40	9.000		14.400	<b>13.750</b>
					2	3.80	9.300		13.100	
14	127	Mackenzie Cameron		GBR	1	5.40	8.800		14.200	<b>13.700</b>
					2	3.80	9.400		13.200	
15	136	Babos Ádám		HUN	1	5.40	8.650		14.050	<b>13.700</b>
					2	4.20	9.150		13.350	
16	128	Oldham Sam		GBR	1	5.40	8.950		14.350	<b>13.649</b>
					2	3.80	9.150		12.950	
17	166	Hegi Oliver		SUI	1	5.80	9.250		15.050	<b>13.625</b>
					2	4.80	7.800	0.40	12.200	
18	164	Zunko Zan		SLO	1	5.40	8.700		14.100	<b>13.375</b>
					2	3.80	8.850		12.650	



# EYOF 2009

## Tampere Finland



SUOMEN VOIMISTELULIITTO  
*Svoti*

### I MAG C I - Vault

Rank	Number	Name	Country	Vault	D	E	Penalty	Result	Total	
19	170	Arican Ferhat		TUR	1	5.40	8.800		14.200	<b>13.350</b>
					2	5.40	7.500	0.40	12.500	
20	110	Hristov Emil		BUL	1	6.20	8.550	0.30	14.450	<b>13.175</b>
					2	4.20	8.100	0.40	11.900	
21	169	Michnak Slavomir		SVK	1	4.60	9.050		13.650	<b>13.150</b>
					2	4.00	8.750	0.10	12.650	
22	143	Weiss Kfir		ISR	1	5.80	8.150	0.40	13.550	<b>13.150</b>
					2	4.20	8.650	0.10	12.750	
23	168	Argalas Martin		SVK	1	4.60	8.650		13.250	<b>13.125</b>
					2	3.80	9.200		13.000	
24	147	Poznakovs Sergejs		LAT	1	4.60	8.950		13.550	<b>13.100</b>
					2	3.80	8.850		12.650	
25	117	Rydberg K.		DEN	1	4.60	8.700		13.300	<b>13.025</b>
					2	3.80	8.950		12.750	
26	102	Vardanyan Vahan		ARM	1	5.40	8.300	0.10	13.600	<b>12.899</b>
					2	4.20	8.000		12.200	
27	174	Cecot Sebastian		POL	1	5.40	8.550	0.40	13.550	<b>12.650</b>
					2	4.20	7.650	0.10	11.750	
28	118	Wagner James Oliver		DEN	1	4.80	7.450	0.10	12.150	<b>12.650</b>
					2	4.20	8.950		13.150	
29	139	O'Connor Christopher		IRL	1	4.00	9.000		13.000	<b>12.325</b>
					2	3.80	7.850		11.650	
30	162	Pakhomenko Igor		RUS	1	6.20	9.350		15.550	<b>7.775</b>
					2					
31	160	Andreev Mikhail		RUS	1	5.40	9.150		14.550	<b>7.275</b>
					2					
32	103	Neuteleers Thomas		BEL	1	5.40	9.000		14.400	<b>7.200</b>
					2					
33	144	De Vecchis Tommaso		ITA	1	5.40	9.000		14.400	<b>7.200</b>
					2					
34	173	Yermak Mykyta		UKR	1	5.40	8.950		14.350	<b>7.175</b>
					2					
35	133	Antoniadis Nikolaos		GRE	1	5.40	8.900		14.300	<b>7.150</b>
					2					
36	153	Kacprzyk Konrad		POL	1	5.40	8.800		14.200	<b>7.100</b>
					2	0.00	0.000		0.000	





















# EYOF 2009

## Tampere Finland



SUOMEN VOIMISTELULIITTO  
*Svoti*

### I MAG C I - Vault

Rank	Number	Name	Country	Vault	D	E	Penalty	Result	Total
37	113	Krashias Dimitris	 CYP	1	5.40	8.800		14.200	<b>7.100</b>
				2					
38	149	Crovetto Kevin	 MON	1	5.40	8.750		14.150	<b>7.075</b>
				2					
39	152	Skjerahaug Stian	 NOR	1	5.40	8.700		14.100	<b>7.050</b>
				2					
40	106	Dalzheuski Pilip	 BLR	1	4.60	9.350		13.950	<b>6.975</b>
				2					
41	142	Jochumsson Brynjar	 ISL	1	4.60	9.200		13.800	<b>6.900</b>
				2					
42	155	Fragoso Francisco	 POR	1	5.40	8.800	0.40	13.800	<b>6.900</b>
				2					
43	134	Chatziefstathiou G.	 GRE	1	5.40	8.500	0.10	13.800	<b>6.900</b>
				2					
44	121	Niva Heikki	 FIN	1	4.60	9.000		13.600	<b>6.800</b>
				2					
45	132	Rittschik Ivan	 GER	1	4.60	8.950		13.550	<b>6.775</b>
				2					
46	107	Hryb Uladzislau	 BLR	1	4.60	8.900		13.500	<b>6.750</b>
				2					
47	131	Keil Christian	 GER	1	4.80	8.700		13.500	<b>6.750</b>
				2					
48	159	Nistor Ioan Laurentiu	 ROU	1	4.60	8.850		13.450	<b>6.725</b>
				2					
49	124	Szymczak Loïs	 FRA	1	4.80	8.650		13.450	<b>6.725</b>
				2					
50	101	Tovmasyan Artur	 ARM	1	4.60	8.800		13.400	<b>6.700</b>
				2					
51	138	Vigh Péter	 HUN	1	4.60	8.800		13.400	<b>6.700</b>
				2					
52	146	Pollini Giancarlo	 ITA	1	4.60	8.750		13.350	<b>6.675</b>
				2					
53	141	Gunnarsson Jon Sigurdur	 ISL	1	4.60	8.750		13.350	<b>6.675</b>
				2					
54	156	Martins Ricardo	 POR	1	4.60	8.750	0.10	13.250	<b>6.625</b>
				2					



# EYOF 2009

## Tampere Finland



SUOMEN VOIMISTELULIITTO  
*Svoti*

### I MAG C I - Vault

Rank	Number	Name	Country	Vault	D	E	Penalty	Result	Total	
55	172	Semyankiv Maksym		UKR	1	4.60	8.650	13.250	<b>6.625</b>	
					2					
56	145	Edalli Ludovico		ITA	1	4.80	8.550	0.10	13.250	<b>6.625</b>
					2					
57	115	Pecka Stepan		CZE	1	4.60	8.550		13.150	<b>6.575</b>
					2					
58	111	Valchev Velislav		BUL	1	4.80	8.350		13.150	<b>6.575</b>
					2					
59	151	Planke Lars Joyce		NOR	1	4.60	8.750	0.30	13.050	<b>6.525</b>
					2					
60	108	Yazhou Stanislau		BLR	1	4.00	8.900		12.900	<b>6.450</b>
					2					
61	123	Prost Brandon		FRA	1	3.80	9.050		12.850	<b>6.425</b>
					2					
62	109	Filipov Vilislav		BUL	1	4.60	8.200		12.800	<b>6.400</b>
					2					
63	140	Davidsson Diego S.		ISL	1	4.00	8.750		12.750	<b>6.375</b>
					2					
64	137	Tóth Levente		HUN	1	4.00	8.750		12.750	<b>6.375</b>
					2					
65	122	Päivänen Jimi		FIN	1	4.00	8.600		12.600	<b>6.300</b>
					2					
66	163	Mauric Primoz		SLO	1	4.00	8.500		12.500	<b>6.250</b>
					2					
67	120	Holopainen Kasper		FIN	1	4.00	8.450		12.450	<b>6.225</b>
					2					
68	130	Hoang Viet Thao		GER	1	5.00	7.300		12.300	<b>6.150</b>
					2					
69	112	Borosa Filip		CRO	1	4.60	7.650		12.250	<b>6.125</b>
					2					
70	148	Krstevski Ivan		MKD	1	3.80	8.400		12.200	<b>6.100</b>
					2					
71	116	Seidl Filip		CZE	1	4.00	8.350	0.40	11.950	<b>5.975</b>
					2					
72	114	Pazdera Martin		CZE	1	3.00	7.350	0.10	10.250	<b>5.125</b>
					2					




# EYOF 2009

## Tampere Finland



SUOMEN VOIMISTELULIITTO  
*Svoti*

### **I** MAG C I - Vault

Rank	Number	Name	Country	Vault	D	E	Penalty	Result	Total
73	105	Verbaeys Jimmy	 BEL	1	0.00	0.000		0.000	<b>0.000</b>
				2					
74	154	Kielbik Piotr	 POL	1	0.00	0.000		0.000	<b>0.000</b>
				2					





# EYOF 2009 Tampere Finland



SUOMEN VOIMISTELULIITTO  
Svoti



MAG C I - Parallel Bars

Rank	Number	Name	Country	D	E	Penalty	Result
1	128	Oldham Sam	GBR	4.80	9.050		<b>13.850</b> Q
2	103	Neuteleers Thomas	BEL	4.70	9.100		<b>13.800</b> Q
3	166	Hegi Oliver	SUI	4.70	9.000		<b>13.700</b> Q
4	113	Krashias Dimitris	CYP	5.10	8.600		<b>13.700</b> Q
5	161	Belyavskiy David	RUS	5.20	8.450		<b>13.650</b> Q
6	167	Meier Michael	SUI	4.40	9.200		<b>13.600</b> Q
7	136	Babos Ádám	HUN	4.70	8.850		<b>13.550</b> Q
8	100	Davtyan Artur	ARM	4.20	9.200		<b>13.400</b> Q
9	121	Niva Heikki	FIN	4.20	9.150		<b>13.350</b> R
10	165	Brägger Pablo	SUI	4.40	8.950		<b>13.350</b>
11	127	Mackenzie Cameron	GBR	4.70	8.650		<b>13.350</b> R
12	133	Antoniadis Nikolaos	GRE	4.50	8.800		<b>13.300</b> R
13	171	Petrosian Heorhii	UKR	4.90	8.400		<b>13.300</b>
14	173	Yermak Mykyta	UKR	4.90	8.400		<b>13.300</b>
15	150	Andreassen Håkon	NOR	4.10	9.150		<b>13.250</b>
16	172	Semyankiv Maksym	UKR	4.50	8.750		<b>13.250</b>
17	132	Rittschik Ivan	GER	4.70	8.550		<b>13.250</b>
18	158	Muntean Andrei Vasile	ROU	5.20	8.000		<b>13.200</b>
19	152	Skjerahaug Stian	NOR	4.40	8.750		<b>13.150</b>
20	126	Bennett Maximillian	GBR	4.20	8.900		<b>13.100</b>
21	123	Prost Brandon	FRA	4.30	8.800		<b>13.100</b>
22	111	Valchev Velislav	BUL	4.90	8.200		<b>13.100</b>
23	117	Rydberg K.	DEN	3.70	9.250		<b>12.950</b>
24	168	Argalas Martin	SVK	3.90	9.050		<b>12.950</b>
25	106	Dalzheuski Pilip	BLR	3.90	9.050		<b>12.950</b>
26	130	Hoang Viet Thao	GER	4.60	8.350		<b>12.950</b>
27	102	Vardanyan Vahan	ARM	3.90	9.000		<b>12.900</b>
28	145	Edalli Ludovico	ITA	4.40	8.500		<b>12.900</b>
29	105	Verbaeys Jimmy	BEL	4.50	8.400		<b>12.900</b>
30	155	Fragoso Francisco	POR	4.00	8.750		<b>12.750</b>
31	159	Nistor Ioan Laurentiu	ROU	4.80	7.950		<b>12.750</b>
32	134	Chatziefstathiou G.	GRE	4.70	8.500	0.50	<b>12.700</b>
33	108	Yazhou Stanislau	BLR	3.90	8.750		<b>12.650</b>
34	104	Thys Tomas	BEL	3.90	8.750		<b>12.650</b>
35	156	Martins Ricardo	POR	4.00	8.550		<b>12.550</b>
36	160	Andreev Mikhail	RUS	4.60	7.950		<b>12.550</b>



# EYOF 2009

## Tampere Finland



SUOMEN VOIMISTELULIITTO  
*Svoti*



MAG C I - Parallel Bars

Rank	Number	Name	Country	D	E	Penalty	Result
37	146	Pollini Giancarlo	ITA	4.10	8.400		<b>12.500</b>
38	137	Tóth Levente	HUN	4.40	8.100		<b>12.500</b>
39	135	Konstantinidis C.	GRE	4.20	8.250		<b>12.450</b>
40	119	Abad Nestor	ESP	4.80	7.650		<b>12.450</b>
41	118	Wagner James Oliver	DEN	3.50	8.900		<b>12.400</b>
42	144	De Vecchis Tommaso	ITA	4.20	8.150		<b>12.350</b>
43	170	Arican Ferhat	TUR	5.00	7.300		<b>12.300</b>
44	149	Crovetto Kevin	MON	3.90	8.300		<b>12.200</b>
45	157	Kotrong Adelin Ladislau	ROU	4.50	7.700		<b>12.200</b>
46	129	Kharabadze Mikheil	GEO	3.70	8.450		<b>12.150</b>
47	110	Hristov Emil	BUL	4.00	8.150		<b>12.150</b>
48	142	Jochumsson Brynjar	ISL	4.10	8.050		<b>12.150</b>
49	122	Päivänen Jimi	FIN	3.50	8.550		<b>12.050</b>
50	131	Keil Christian	GER	3.70	8.350		<b>12.050</b>
51	162	Pakhomenko Igor	RUS	4.90	7.150		<b>12.050</b>
52	139	O'Connor Christopher	IRL	3.60	8.400		<b>12.000</b>
53	101	Tovmasyan Artur	ARM	4.10	7.900		<b>12.000</b>
54	125	Zona Jim	FRA	5.10	6.900		<b>12.000</b>
55	169	Michnak Slavomir	SVK	3.90	8.050		<b>11.950</b>
56	174	Cecot Sebastian	POL	4.20	7.700		<b>11.900</b>
57	109	Filipov Vilislav	BUL	4.10	7.750		<b>11.850</b>
58	140	Davidsson Diego S.	ISL	3.50	8.300		<b>11.800</b>
59	163	Mauric Primoz	SLO	4.00	7.750		<b>11.750</b>
60	124	Szymczak Loïs	FRA	4.00	7.700		<b>11.700</b>
61	116	Seidl Filip	CZE	3.30	8.150		<b>11.450</b>
62	112	Borosa Filip	CRO	3.70	7.750		<b>11.450</b>
63	151	Planke Lars Joyce	NOR	3.20	8.100		<b>11.300</b>
64	164	Zunko Zan	SLO	3.70	7.600		<b>11.300</b>
65	138	Vigh Péter	HUN	4.00	7.300		<b>11.300</b>
66	154	Kielbik Piotr	POL	4.50	6.800		<b>11.300</b>
67	143	Weiss Kfir	ISR	4.00	7.250		<b>11.250</b>
68	141	Gunnarsson Jon Sigurdur	ISL	3.00	8.200		<b>11.200</b>
69	147	Poznakovs Sergejs	LAT	4.10	7.050		<b>11.150</b>
70	114	Pazdera Martin	CZE	3.20	7.700		<b>10.900</b>
71	115	Pecka Stepan	CZE	3.90	7.000		<b>10.900</b>
72	153	Kacprzyk Konrad	POL	3.90	6.900		<b>10.800</b>



# EYOF 2009

## Tampere Finland



SUOMEN VOIMISTELULIITTO  
*Svoti*



### MAG C I - Parallel Bars

Rank	Number	Name	Country	D	E	Penalty	Result
73	107	Hryb Uladzislau	 BLR	4.00	6.500		<b>10.500</b>
74	120	Holopainen Kasper	 FIN	2.70	7.600		<b>10.300</b>
75	148	Krstevski Ivan	 MKD	3.30	5.600		<b>8.900</b>



# EYOF 2009

## Tampere Finland



SUOMEN VOIMISTELULIITTO  
*Svoti*

### II MAG C I - Horizontal Bar

Rank	Number	Name	Country	D	E	Penalty	Result
1	128	Oldham Sam	GBR	4.80	8.700		<b>13.500</b> Q
2	166	Hegi Oliver	SUI	4.70	8.750		<b>13.450</b> Q
3	126	Bennett Maximillian	GBR	4.60	8.500		<b>13.100</b> Q
4	173	Yermak Mykyta	UKR	4.70	8.400		<b>13.100</b> Q
5	111	Valchev Velislav	BUL	5.00	8.100		<b>13.100</b> Q
6	103	Neuteleers Thomas	BEL	4.40	8.650		<b>13.050</b> Q
7	125	Zona Jim	FRA	5.10	7.950		<b>13.050</b> Q
8	119	Abad Nestor	ESP	5.00	8.000		<b>13.000</b> Q
9	153	Kacprzyk Konrad	POL	4.30	8.600		<b>12.900</b> R
10	144	De Vecchis Tommaso	ITA	4.90	8.000		<b>12.900</b> R
11	167	Meier Michael	SUI	4.20	8.600		<b>12.800</b> R
12	102	Vardanyan Vahan	ARM	4.10	8.600		<b>12.700</b>
13	132	Rittschik Ivan	GER	4.80	7.900		<b>12.700</b>
14	127	Mackenzie Cameron	GBR	4.20	8.450		<b>12.650</b>
15	130	Hoang Viet Thao	GER	4.10	8.450		<b>12.550</b>
16	121	Niva Heikki	FIN	3.90	8.600		<b>12.500</b>
17	107	Hryb Uladzislau	BLR	4.50	8.000		<b>12.500</b>
18	160	Andreev Mikhail	RUS	4.60	7.900		<b>12.500</b>
19	113	Krashias Dimitris	CYP	5.20	7.300		<b>12.500</b>
20	159	Nistor Ioan Laurentiu	ROU	5.00	7.450		<b>12.450</b>
21	161	Belyavskiy David	RUS	5.30	7.150		<b>12.450</b>
22	133	Antoniadis Nikolaos	GRE	4.60	7.750		<b>12.350</b>
23	137	Tóth Levente	HUN	4.60	7.750		<b>12.350</b>
24	158	Muntean Andrei Vasile	ROU	4.70	7.650		<b>12.350</b>
25	100	Davtyan Artur	ARM	3.80	8.450		<b>12.250</b>
26	146	Pollini Giancarlo	ITA	4.60	7.650		<b>12.250</b>
27	165	Brägger Pablo	SUI	4.60	7.600		<b>12.200</b>
28	105	Verbaeys Jimmy	BEL	4.70	7.450		<b>12.150</b>
29	171	Petrosian Heorhii	UKR	4.40	7.700		<b>12.100</b>
30	123	Prost Brandon	FRA	4.50	7.550		<b>12.050</b>
31	162	Pakhomenko Igor	RUS	5.40	6.650		<b>12.050</b>
32	150	Andreassen Håkon	NOR	3.80	8.200		<b>12.000</b>
33	136	Babos Ádám	HUN	4.20	7.800		<b>12.000</b>
34	157	Kotrong Adelin Ladislau	ROU	4.60	7.400		<b>12.000</b>
35	151	Planke Lars Joyce	NOR	3.60	8.350		<b>11.950</b>
36	104	Thys Tomas	BEL	3.80	8.100		<b>11.900</b>



# EYOF 2009

## Tampere Finland



SUOMEN VOIMISTELULIITTO  
*Svoti*

### Π MAG C I - Horizontal Bar

Rank	Number	Name	Country	D	E	Penalty	Result
37	145	Edalli Ludovico	ITA	4.50	7.300		<b>11.800</b>
38	147	Poznakovs Sergejs	LAT	3.40	8.350		<b>11.750</b>
39	169	Michnak Slavomir	SVK	3.70	8.050		<b>11.750</b>
40	170	Arican Ferhat	TUR	4.50	7.250		<b>11.750</b>
41	112	Borosa Filip	CRO	4.00	7.700		<b>11.700</b>
42	154	Kielbik Piotr	POL	4.10	7.600		<b>11.700</b>
43	135	Konstantinidis C.	GRE	3.20	8.350		<b>11.550</b>
44	117	Rydberg K.	DEN	3.30	8.100		<b>11.400</b>
45	168	Argalas Martin	SVK	3.60	7.800		<b>11.400</b>
46	172	Semyankiv Maksym	UKR	4.60	6.800		<b>11.400</b>
47	106	Dalzheuski Pilip	BLR	2.40	8.950		<b>11.350</b>
48	101	Tovmasyan Artur	ARM	3.70	7.650		<b>11.350</b>
49	155	Fragoso Francisco	POR	3.30	7.750		<b>11.050</b>
50	109	Filipov Vilislav	BUL	3.30	7.750		<b>11.050</b>
51	122	Päivänen Jimi	FIN	3.10	7.900		<b>11.000</b>
52	134	Chatziefstathiou G.	GRE	3.90	7.100		<b>11.000</b>
53	131	Keil Christian	GER	3.90	7.050		<b>10.950</b>
54	120	Holopainen Kasper	FIN	3.10	7.800		<b>10.900</b>
55	152	Skjerahaug Stian	NOR	3.80	7.100		<b>10.900</b>
56	141	Gunnarsson Jon Sigurdur	ISL	3.00	7.750		<b>10.750</b>
57	174	Cecot Sebastian	POL	3.90	6.850		<b>10.750</b>
58	115	Pecka Stepan	CZE	2.30	8.400		<b>10.700</b>
59	164	Zunko Zan	SLO	3.30	7.400		<b>10.700</b>
60	108	Yazhou Stanislau	BLR	3.60	6.900		<b>10.500</b>
61	156	Martins Ricardo	POR	3.70	6.800		<b>10.500</b>
62	110	Hristov Emil	BUL	2.80	7.600		<b>10.400</b>
63	163	Mauric Primoz	SLO	2.20	8.050		<b>10.250</b>
64	114	Pazdera Martin	CZE	2.20	8.050		<b>10.250</b>
65	143	Weiss Kfir	ISR	3.30	6.650		<b>9.950</b>
66	124	Szymczak Loïs	FRA	3.50	6.150		<b>9.650</b>
67	138	Vigh Péter	HUN	4.10	5.350		<b>9.450</b>
68	140	Davidsson Diego S.	ISL	2.70	6.300		<b>9.000</b>
69	116	Seidl Filip	CZE	2.20	6.450		<b>8.650</b>
70	142	Jochumsson Brynjar	ISL	2.60	6.050		<b>8.650</b>
71	139	O'Connor Christopher	IRL	2.90	5.300		<b>8.200</b>
72	149	Crovetto Kevin	MON	3.10	3.550		<b>6.650</b>



# EYOF 2009

## Tampere Finland



SUOMEN VOIMISTELULIITTO  
*Svoti*



### MAG C I - Horizontal Bar

Rank	Number	Name	Country	D	E	Penalty	Result
73	148	Krstevski Ivan	 MKD	2.10	4.050	0.30	<b>5.850</b>
74	118	Wagner James Oliver	 DEN	2.10	2.650		<b>4.750</b>