


RESULTS
JUNIORS APPARATUS FINAL

SUN 2 MAY 2010 - 10:00



Rank	Bib	Name	NOC Code	Vault	D Score	E Score	Pen	Vault	Total
1	721	KOMOVA Victoria	RUS	1	6.500	8.700		15.200	14.950
				2	5.800	8.900		14.700	
2	725	PASEKA Maria	RUS	1	5.800	8.700		14.500	14.275
				2	5.300	8.750		14.050	
3	686	FASANA Erika	ITA	1	5.800	8.250		14.050	13.912
				2	5.300	8.475		13.775	
4	717	IORDACHE L.	ROU	1	5.000	8.625		13.625	13.862
				2	5.300	8.800		14.100	
5	657	BERGER Janine	GER	1	5.000	8.600		13.600	13.600
				2	5.200	8.400		13.600	
6	718	RUSU Dorina Diana	ROU	1	5.000	8.725		13.725	13.487
				2	4.600	8.650		13.250	
7	638	VARGAS Maria Paula	ESP	1	4.400	8.750		13.150	13.475
				2	5.000	8.800		13.800	
8	648	SERSERI Sophia	FRA	1	5.300	7.400		12.700	12.537
				2	5.000	7.375		12.375	

Legend:
D Panel Difficulty judges **E** Panel Execution judges **Pen** Penalty
 Vault

RESULTS
JUNIORS APPARATUS FINAL

SUN 2 MAY 2010 - 10:35



Rank	Bib	Name	NOC Code	D Score	E Score	Pen	Total
1	723	GRISHINA Anastasia	RUS	6.500	8.875		15.375
2	721	KOMOVA Victoria	RUS	6.500	8.700		15.200
3	716	BULIMAR Diana Laura	ROU	5.400	8.175		13.575
4	736	ADLERTEG Jonna	SWE	5.000	8.125		13.125
5	650	ZOLOTARYOV Natalia	FRA	5.100	7.425		12.525
6	646	BOUMEJMAJEN Mira	FRA	5.200	7.175		12.375
7	689	LENI Giulia	ITA	5.300	6.775		12.075
8	686	FASANA Erika	ITA	4.500	7.075		11.575

Legend:

D Panel Difficulty judges **E** Panel Execution judges **Pen** Penalty



Uneven Bars

RESULTS
JUNIORS APPARATUS FINAL

SUN 2 MAY 2010 - 11:10



Rank	Bib	Name	NOC Code	D Score	E Score	Pen	Total
1	721	KOMOVA Victoria	RUS	5.800	9.100		14.900
2	717	IODACHE L.	ROU	6.000	8.575		14.575
3	701	MOONEN Tess	NED	5.700	8.275		13.975
4	655	MACKENZIE Leilah	GBR	5.300	8.125		13.425
5	724	SIDOROVA Anastasia	RUS	6.000	7.375		13.375
6	720	NEAGU M.	ROU	5.700	7.450		13.150
7	650	ZOLOTARYOV Natalia	FRA	5.400	7.250		12.650
8	688	FERLITO Carlotta	ITA	5.300	7.200		12.500

Legend:

D Panel Difficulty judges **E** Panel Execution judges **Pen** Penalty



Beam

RESULTS
JUNIORS APPARATUS FINAL

SUN 2 MAY 2010 - 11:45



Rank	Bib	Name	NOC Code	D Score	E Score	Pen	Total
1	723	GRISHINA Anastasia	RUS	5.500	8.775		14.275
1	717	IODACHE L.	ROU	5.800	8.475		14.275
3	724	SIDOROVA Anastasia	RUS	5.700	8.500		14.200
4	716	BULIMAR Diana Laura	ROU	5.500	8.675		14.175
5	649	THOBIE Doriane	FRA	5.200	8.725		13.925
6	686	FASANA Erika	ITA	5.300	8.475	0.1	13.675
7	703	TOP Lisa	NED	5.200	8.400		13.600
8	656	BAUMERT Desiree	GER	5.400	8.150	0.3	13.250

Legend:

D Panel Difficulty judges **E** Panel Execution judges **Pen** Penalty



Floor

RESULTS
JUNIORS APPARATUS FINAL

SUN 2 MAY 2010 - 10:00



Rank	Bib	Name	NOC Code	Vault 1	Vault 2	Total
1	721	KOMOVA Victoria	RUS	15.200	14.700	14.950
2	725	PASEKA Maria	RUS	14.500	14.050	14.275
3	686	FASANA Erika	ITA	14.050	13.775	13.912
4	717	IODACHE L.	ROU	13.625	14.100	13.862
5	657	BERGER Janine	GER	13.600	13.600	13.600
6	718	RUSU Dorina Diana	ROU	13.725	13.250	13.487
7	638	VARGAS Maria Paula	ESP	13.150	13.800	13.475
8	648	SERSERI Sophia	FRA	12.700	12.375	12.537



Rank	Bib	Name	NOC Code	Total
1	723	GRISHINA Anastasia	RUS	15.375
2	721	KOMOVA Victoria	RUS	15.200
3	716	BULIMAR Diana Laura	ROU	13.575
4	736	ADLERTEG Jonna	SWE	13.125
5	650	ZOLOTARYOV Natalia	FRA	12.525
6	646	BOUMEJMAJEN Mira	FRA	12.375
7	689	LENI Giulia	ITA	12.075
8	686	FASANA Erika	ITA	11.575



Rank	Bib	Name	NOC Code	Total
1	721	KOMOVA Victoria	RUS	14.900
2	717	IODACHE L.	ROU	14.575
3	701	MOONEN Tess	NED	13.975
4	655	MACKENZIE Leilah	GBR	13.425
5	724	SIDOROVA Anastasia	RUS	13.375
6	720	NEAGU M.	ROU	13.150
7	650	ZOLOTARYOV Natalia	FRA	12.650
8	688	FERLITO Carlotta	ITA	12.500



Rank	Bib	Name	NOC Code	Total
1	723	GRISHINA Anastasia	RUS	14.275
1	717	IODACHE L.	ROU	14.275
3	724	SIDOROVA Anastasia	RUS	14.200
4	716	BULIMAR Diana Laura	ROU	14.175
5	649	THOBIE Doriane	FRA	13.925
6	686	FASANA Erika	ITA	13.675
7	703	TOP Lisa	NED	13.600
8	656	BAUMERT Desiree	GER	13.250

Legend:



Vault



Uneven Bars



Beam




Floor

RESULTS
SENIORS APPARATUS FINAL

SUN 2 MAY 2010 - 15:00



Rank	Bib	Name	NOC Code	Vault	D Score	E Score	Pen	Vault	Total
1	533	KURBATOVA Ekaterina	RUS	1	5.800	8.675		14.475	14.287
				2	5.600	8.500		14.100	
2	458	DUFOURNET Youna	FRA	1	5.300	8.900		14.200	14.275
				2	5.600	8.750		14.350	
3	532	NABIEVA Tatiana	RUS	1	5.800	8.625		14.425	14.150
				2	5.200	8.675		13.875	
4	528	CHELARU Diana Maria	ROU	1	5.800	8.575		14.375	14.062
				2	5.300	8.450		13.750	
5	541	KAESLIN Ariella	SUI	1	6.300	8.125		14.425	13.975
				2	5.300	8.225		13.525	
6	480	TOTH Renata	HUN	1	5.300	8.175		13.475	13.700
				2	5.500	8.425		13.925	
7	527	RACEA Elena Amelia	ROU	1	5.800	8.275		14.075	13.662
				2	5.000	8.250		13.250	
8	463	HIBBERT Nicole	GBR	1	5.300	8.200		13.500	13.025
				2	5.200	7.350		12.550	

Legend:
D Panel Difficulty judges **E** Panel Execution judges **Pen** Penalty
 Vault

RESULTS
SENIORS APPARATUS FINAL

SUN 2 MAY 2010 - 15:30



Rank	Bib	Name	NOC Code	D Score	E Score	Pen	Total
1	461	TWEDDLE Elizabeth	GBR	6.800	9.075		15.875
2	531	MUSTAFINA Aliya	RUS	6.700	8.350		15.050
3	561	KONONENKO Nataliya	UKR	6.400	8.350		14.750
4	532	NABIEVA Tatiana	RUS	6.400	8.275		14.675
5	462	DOWNIE Rebecca	GBR	6.100	8.525		14.625
6	458	DUFURNET Youna	FRA	6.800	8.150	0.5	14.450
7	496	FERRARI Vanessa	ITA	5.800	8.350		14.150
8	470	SEITZ Elisabeth	GER	5.900	8.100		14.000

Legend:

D Panel Difficulty judges

E Panel Execution judges

Pen Penalty



Uneven Bars

RESULTS
SENIORS APPARATUS FINAL

SUN 2 MAY 2010 - 16:05



Rank	Bib	Name	NOC Code	D Score	E Score	Pen	Total
1	527	RACEA Elena Amelia	ROU	6.200	8.200		14.400
2	531	MUSTAFINA Aliya	RUS	6.000	8.375		14.375
3	529	Haidu Raluca Oana	ROU	5.800	8.150		13.950
4	506	VAN GERNER Celine	NED	5.500	8.350		13.850
5	534	MYZDRIKOVA Anna	RUS	5.500	7.650		13.150
6	497	PREZIOSA Elisabetta	ITA	5.700	7.375		13.075
7	564	DEMYANCHUK Yana	UKR	5.900	7.000		12.900
8	565	HOLENKOVA Valentyna	UKR	5.600	6.925		12.525

Legend:

D Panel Difficulty judges **E** Panel Execution judges **Pen** Penalty



Beam

RESULTS
SENIORS APPARATUS FINAL

SUN 2 MAY 2010 - 16:40



Rank	Bib	Name	NOC Code	D Score	E Score	Pen	Total
1	461	TWEDDLE Elizabeth	GBR	6.200	8.625		14.825
2	534	MYZDRIKOVA Anna	RUS	5.900	8.425		14.325
3	528	CHELARU Diana Maria	ROU	6.000	8.225	0.1	14.125
4	496	FERRARI Vanessa	ITA	5.400	8.450		13.850
5	527	RACEA Elena Amelia	ROU	5.500	8.200		13.700
6	464	RIPPIN Niamh	GBR	5.800	7.700	0.1	13.400
6	456	BREVET Marine	FRA	5.300	8.200	0.1	13.400
8	531	MUSTAFINA Aliya	RUS	5.700	7.525		13.225

Legend:

D Panel Difficulty judges **E** Panel Execution judges **Pen** Penalty



Floor

RESULTS
SENIORS APPARATUS FINAL

SUN 2 MAY 2010 - 15:00



Rank	Bib	Name	NOC Code	Vault 1	Vault 2	Total
1	533	KURBATOVA Ekaterina	RUS	14.475	14.100	14.287
2	458	DUFOURNET Youna	FRA	14.200	14.350	14.275
3	532	NABIEVA Tatiana	RUS	14.425	13.875	14.150
4	528	CHELARU Diana Maria	ROU	14.375	13.750	14.062
5	541	KAESLIN Ariella	SUI	14.425	13.525	13.975
6	480	TOTH Renata	HUN	13.475	13.925	13.700
7	527	RACEA Elena Amelia	ROU	14.075	13.250	13.662
8	463	HIBBERT Nicole	GBR	13.500	12.550	13.025



Rank	Bib	Name	NOC Code	Total
1	461	TWEDDLE Elizabeth	GBR	15.875
2	531	MUSTAFINA Aliya	RUS	15.050
3	561	KONONENKO Nataliya	UKR	14.750
4	532	NABIEVA Tatiana	RUS	14.675
5	462	DOWNIE Rebecca	GBR	14.625
6	458	DUFOURNET Youna	FRA	14.450
7	496	FERRARI Vanessa	ITA	14.150
8	470	SEITZ Elisabeth	GER	14.000



Rank	Bib	Name	NOC Code	Total
1	527	RACEA Elena Amelia	ROU	14.400
2	531	MUSTAFINA Aliya	RUS	14.375
3	529	Haidu Raluca Oana	ROU	13.950
4	506	VAN GERNER Celine	NED	13.850
5	534	MYZDRIKOVA Anna	RUS	13.150
6	497	PREZIOSA Elisabetta	ITA	13.075
7	564	DEMYANCHUK Yana	UKR	12.900
8	565	HOLENKOVA Valentyna	UKR	12.525



Rank	Bib	Name	NOC Code	Total
1	461	TWEDDLE Elizabeth	GBR	14.825
2	534	MYZDRIKOVA Anna	RUS	14.325
3	528	CHELARU Diana Maria	ROU	14.125
4	496	FERRARI Vanessa	ITA	13.850
5	527	RACEA Elena Amelia	ROU	13.700
6	464	RIPPIN Niamh	GBR	13.400
6	456	BREVET Marine	FRA	13.400
8	531	MUSTAFINA Aliya	RUS	13.225

Legend:



Vault



Uneven Bars







Beam



Floor

RESULTS
SENIORS TEAM FINAL

SAT 1 MAY 2010 - 15:00

Rank	NOC					Total
1	RUS - Russia	43.275 (1)	41.950 (2)	41.875 (1)	<u>42.600</u> (2)	169.700
2	GBR - Great Britain	<u>41.675</u> (4)	43.775 (1)	40.125 (5)	42.700 (1)	168.275
3	ROU - Romania	41.975 (2)	40.825 (3)	<u>41.000</u> (2)	41.175 (3)	164.975
4	FRA - France	<u>41.750</u> (3)	40.125 (4)	40.875 (4)	40.825 (4)	163.575
5	ITA - Italy	40.950 (7)	39.475 (5)	<u>40.900</u> (3)	40.350 (5)	161.675
6	SUI - Switzerland	41.250 (6)	<u>39.100</u> (6)	38.250 (7)	37.575 (8)	156.175
7	NED - Netherlands	40.525 (8)	37.250 (7)	38.975 (6)	<u>39.250</u> (7)	156.000
8	UKR - Ukraine	41.600 (5)	<u>36.550</u> (8)	36.875 (8)	40.350 (5)	155.375





Note:
Underlined

Legend:

 Vault  Uneven Bars  Beam  Floor





RESULTS
SENIORS TEAM FINAL

SAT 1 MAY 2010 - 15:00

Rank	Bib	NOC Name					Total	Ind. Ran
1		RUS - Russia						
	531	MUSTAFINA Aliya	14.700	14.900	14.175	14.400	58.175	(1)
	532	NABIEVA Tatiana	14.575	13.250			27.825	(23)
	533	KURBATOVA Ekaterina	14.000	13.800			27.800	(24)
	534	MYZDRIKOVA Anna			13.550	14.475	28.025	(21)
	535	SEMENOVA Ksenia			14.150	13.725	27.875	(22)
		Total	43.275	(1) 41.950	(2) 41.875	(1) 42.600	(2) 169.700	
2		GBR - Great Britain						
	461	TWEDDLE Elizabeth		15.850		14.925	30.775	(18)
	462	DOWNIE Rebecca	14.075	14.350	14.100		42.525	(9)
	463	HIBBERT Nicole	13.900	13.575	12.925		40.400	(11)
	464	RIPPIN Niamh			13.100	14.350	27.450	(25)
	465	HUNT Jocelyn	13.700			13.425	27.125	(29)
		Total	41.675	(4) 43.775	(1) 40.125	(5) 42.700	(1) 168.275	
3		ROU - Romania						
	526	PORGRAS Ana		13.700	14.800		28.500	(19)
	527	RACEA Elena Amelia	14.100	13.975	14.100	13.650	55.825	(3)
	528	CHELARU Diana Maria	14.250			14.200	28.450	(20)
	529	Haidu Raluca Oana	13.625	13.150	12.100	13.325	52.200	(7)
		Total	41.975	(2) 40.825	(3) 41.000	(2) 41.175	(3) 164.975	
4		FRA - France						
	456	BREVET Marine			13.450	13.825	27.275	(26)
	458	DUFURNET Youna	14.200	13.725	14.625	13.775	56.325	(2)
	459	MALAUSSENA Aurelie	13.825	13.125			26.950	(30)
	460	MOREL Pauline	13.725	13.275	12.800	13.225	53.025	(5)
		Total	41.750	(3) 40.125	(4) 40.875	(4) 40.825	(4) 163.575	
5		ITA - Italy						
	496	FERRARI Vanessa	13.650	13.825	14.100	13.950	55.525	(4)
	497	PREZIOSA Elisabetta	13.725	12.600	12.900	13.075	52.300	(6)
	499	GALANTE Paola		13.050	13.900		26.950	(30)
	500	MACRI Federica	13.575			13.325	26.900	(32)
		Total	40.950	(7) 39.475	(5) 40.900	(3) 40.350	(5) 161.675	





RESULTS
SENIORS TEAM FINAL

SAT 1 MAY 2010 - 15:00

Rank	Bib	NOC Name					Total	Ind. Ran
6 SUI - Switzerland								
	541	KAESLIN Ariella	14.350	13.475	14.050		41.875	(10)
	542	SENN Jennifer		12.775		11.850	24.625	(35)
	543	DIACCI Jessica	13.075		12.325	13.250	38.650	(16)
	545	STEINGRUBER Giulia	13.825	12.850	11.875	12.475	51.025	(8)
		Total	41.250 (6)	<u>39.100</u> (6)	38.250 (7)	37.575 (8)	156.175	
7 NED - Netherlands								
	506	VAN GERNER Celine		13.475	13.925	12.975	40.375	(12)
	507	KROONEN Mayra	13.525		12.025	13.150	38.700	(15)
	508	MASELA Wyomi	13.575	12.550		13.125	39.250	(14)
	509	MOSHAGE Yvette	13.425	11.225			24.650	(34)
	510	WEVERS Sanne			13.025		13.025	(36)
		Total	40.525 (8)	37.250 (7)	38.975 (6)	<u>39.250</u> (7)	156.000	
8 UKR - Ukraine								
	561	KONONENKO Nataliya		14.625	12.600		27.225	(27)
	562	KYSLA Angelina	13.575			13.600	27.175	(28)
	563	FOMENKO Alina	14.100	8.225		13.225	35.550	(17)
	564	DEMYANCHUK Yana		13.700	12.250		25.950	(33)
	565	HOLENKOVA Valentyna	13.925		12.025	13.525	39.475	(13)
		Total	41.600 (5)	<u>36.550</u> (8)	36.875 (8)	40.350 (5)	155.375	




Note:
Underlined

Legend:
Ind. Individual

 Vault  Uneven Bars  Beam  Floor

RESULTS
JUNIORS ALL-AROUND FINAL

FRI 30 APR 2010 - 15:00

Rank	Bib	Name	NOC Code					Total
1	721	KOMOVA Victoria	RUS	14.525	15.325	<u>14.100</u>	14.425	58.375
2	723	GRISHINA Anastasia	RUS	13.950	<u>15.225</u>	13.400	14.375	56.950
3	717	IORDACHE L.	ROU	13.650	13.150	14.675	<u>14.200</u>	55.675
4	716	BULIMAR Diana Laura	ROU	<u>13.125</u>	12.575	14.150	14.325	54.175
5	686	FASANA Erika	ITA	13.925	13.300	12.250	<u>13.450</u>	52.925
6	647	KUHM Anne	FRA	13.400	<u>13.325</u>	12.700	13.350	52.775
7	703	TOP Lisa	NED	<u>13.100</u>	13.200	12.700	13.525	52.525
8	688	FERLITO Carlotta	ITA	<u>13.475</u>	12.550	12.675	13.500	52.200
9	701	MOONEN Tess	NED	13.075	13.625	<u>12.600</u>	12.850	52.150
10	650	ZOLOTARYOV Natalia	FRA	13.050	13.350	12.300	<u>13.400</u>	52.100
11	736	ADLERTEG Jonna	SWE	13.325	<u>13.250</u>	12.700	12.675	51.950
12	748	SANKOVA Khrystyna	UKR	13.325	12.275	12.600	<u>13.525</u>	51.725
13	749	LIUBYTSKA Daryna	UKR	13.350	13.050	<u>12.125</u>	12.975	51.500
14	651	MITCHELL Laura	GBR	13.450	12.675	<u>11.950</u>	13.125	51.200
15	726	MUELHAUSER Nadia	SUI	13.375	12.925	11.575	12.875	50.750
16	657	BERGER Janine	GER	<u>13.575</u>	12.325	12.050	12.600	50.550
17	655	MACKENZIE Leilah	GBR	<u>13.525</u>	12.825	11.200	12.875	50.425
18	638	VARGAS Maria Paula	ESP	13.600	<u>12.125</u>	12.175	11.800	49.700
19	656	BAUMERT Desiree	GER	12.825	11.600	<u>12.225</u>	12.775	49.425
19	727	BAERISWYL Nadia	SUI	12.775	11.950	11.975	<u>12.725</u>	49.425
21	667	JELENCICS Dorina	HUN	13.175	11.250	12.150	<u>12.425</u>	49.000
22	640	RUIZ WALKER A.	ESP	13.250	<u>11.925</u>	10.175	12.750	48.100
23	661	TSAKOU Elisavet	GRE	12.175	<u>11.450</u>	11.975	12.225	47.825
24	609	VANDERSTEEN Eline	BEL	<u>11.650</u>	10.800	12.425	11.525	46.400

Note:





Underlined totals indicates starting apparatus

Legend:

 Vault	 Uneven Bars	 Beam	 Floor
--	---	--	---





TEAM RESULTS
JUNIORS TEAM COMPETITION AND QUALIFICATIONS FOR CII & CIII

WED 28 APR 2010 - 9:30

Rank	NOC					Total
1	RUS - Russia	<u>44.025</u> (1)	42.625 (1)	43.650 (1)	43.450 (1)	173.750
2	ROU - Romania	<u>41.075</u> (3)	39.575 (4)	40.775 (2)	43.275 (2)	164.700
3	ITA - Italy	<u>40.475</u> (5)	39.750 (3)	40.275 (3)	40.950 (3)	161.450
4	FRA - France	<u>40.725</u> (4)	40.575 (2)	39.400 (4)	40.650 (4)	161.350
5	GBR - Great Britain	<u>40.125</u> (6)	37.400 (7)	39.125 (5)	39.675 (8)	156.325
6	NED - Netherlands	<u>39.350</u> (10)	37.675 (6)	38.725 (6)	39.900 (6)	155.650
7	SUI - Switzerland	<u>39.850</u> (8)	38.475 (5)	37.775 (10)	39.200 (9)	155.300
8	GER - Germany	<u>39.500</u> (9)	36.625 (11)	38.450 (8)	40.325 (5)	154.900
9	ESP - Spain	41.500 (2)	36.750 (9)	36.650 (11)	38.400 (11)	153.300
10	UKR - Ukraine	<u>40.025</u> (7)	34.150 (13)	37.800 (9)	39.750 (7)	151.725
11	BEL - Belgium	<u>38.075</u> (13)	35.775 (12)	38.550 (7)	37.700 (12)	150.100
12	SWE - Sweden	<u>38.100</u> (12)	36.650 (10)	36.625 (13)	37.625 (13)	149.000
13	GRE - Greece	<u>37.100</u> (16)	36.850 (8)	34.550 (20)	36.900 (16)	145.400
14	HUN - Hungary	<u>38.700</u> (11)	32.875 (15)	36.650 (11)	37.025 (15)	145.250
15	BLR - Belarus	<u>37.225</u> (15)	33.075 (14)	34.725 (18)	38.500 (10)	143.525
16	ISR - Israel	<u>37.100</u> (16)	30.875 (16)	35.450 (14)	37.075 (14)	140.500
17	FIN - Finland	<u>38.075</u> (13)	30.625 (18)	34.375 (21)	35.775 (18)	138.850
18	CRO - Croatia	<u>35.750</u> (20)	30.575 (19)	34.050 (23)	34.700 (22)	135.075
19	CZE - Czech Republic	36.125 (19)	28.725 (22)	34.975 (16)	<u>35.150</u> (19)	134.975
20	IRL - Ireland	35.150 (24)	30.700 (17)	<u>34.750</u> (17)	33.825 (24)	134.425
21	AUT - Austria	<u>35.375</u> (23)	28.925 (21)	34.675 (19)	34.825 (21)	133.800
22	NOR - Norway	<u>35.675</u> (21)	28.550 (23)	34.150 (22)	34.225 (23)	132.600
23	TUR - Turkey	35.425 (22)	<u>29.900</u> (20)	31.600 (24)	35.050 (20)	131.975
24	ISL - Iceland	<u>36.400</u> (18)	21.575 (24)	35.175 (15)	36.625 (17)	129.775





Note:
Underlined

Legend:
Q Qualified for Team Final

 Vault  Uneven Bars  Beam  Floor





TEAM DETAILED RESULTS
JUNIORS TEAM COMPETITION AND QUALIFICATIONS FOR CII & CIII

WED 28 APR 2010 - 19:45

Rank	Bib	NOC Name					Total	Ind. Ran	
1		RUS - Russia							
	721	KOMOVA Victoria	14.825	13.450	14.625	14.150	57.050	(2)	
	722	MALIKOVA Violetta	13.475	12.500	13.875	13.650	53.500	(10)	
	723	GRISHINA Anastasia	13.925	15.250	14.275	14.550	58.000	(1)	
	724	SIDOROVA Anastasia	14.350	12.000	14.750	14.500	55.600	(4)	
	725	PASEKA Maria	14.850	13.925	12.675	14.400	55.850	(3)	
		Total	44.025	(1)	42.625	(1)	43.650	(1)	173.750
2		ROU - Romania							
	716	BULIMAR Diana Laura	13.250	13.650	13.200	14.425	54.525	(6)	
	717	IORDACHE L.	13.875	13.275	13.625	14.775	55.550	(5)	
	718	RUSU Dorina Diana	13.575	9.925	13.150	13.600	50.250	(35)	
	719	MARGARIT B.	13.625		12.850	14.075	40.550	(103)	
	720	NEAGU M.		12.650	13.950		26.600	(110)	
		Total	41.075	(3)	39.575	(4)	40.775	(2)	164.700
3		ITA - Italy							
	686	FASANA Erika	13.625	13.400	13.400	13.900	54.325	(7)	
	688	FERLITO Carlotta	13.525	12.950	14.050	13.200	53.725	(9)	
	689	LENI Giulia	13.325	13.375	12.450	13.500	52.650	(14)	
	690	DEAGOSTINI Francesca	12.175	12.975	12.825	13.550	51.525	(19)	
		Total	40.475	(5)	39.750	(3)	40.275	(3)	161.450
4		FRA - France							
	646	BOUMEJAJEN Mira	12.950	13.525	12.925	13.375	52.775	(13)	
	647	KUHM Anne	13.525	13.325	12.900	13.250	53.000	(11)	
	648	SERSERI Sophia	13.925	12.450	10.275	12.900	49.550	(41)	
	649	THOBIE Doriane	13.225	12.850	11.500	13.825	51.400	(22)	
	650	ZOLOTARYOV Natalia	13.275	13.725	13.575	13.450	54.025	(8)	
		Total	40.725	(4)	40.575	(2)	39.400	(4)	161.350
5		GBR - Great Britain							
	651	MITCHELL Laura	13.250	12.050	12.825	13.050	51.175	(25)	
	652	HOGG Jessica	13.150	11.575	12.425	13.125	50.275	(34)	
	653	TUNNEY Rebecca	13.325	12.850	12.050	12.375	50.600	(31)	
	654	HARROLD Ruby	13.550	10.750	12.800	13.500	50.600	(30)	
	655	MACKENZIE Leilah	12.950	12.500	13.500	12.675	51.625	(18)	
		Total	40.125	(6)	37.400	(7)	39.125	(5)	156.325





TEAM DETAILED RESULTS
JUNIORS TEAM COMPETITION AND QUALIFICATIONS FOR CII & CIII

WED 28 APR 2010 - 19:45

Rank	Bib	NOC Name					Total	Ind. Ran
6 NED - Netherlands								
	701	MOONEN Tess	13.100	12.350	14.175	13.200	52.825	(12)
	702	WILBRINK Ayla	13.000	11.275	11.600	12.900	48.775	(46)
	703	TOP Lisa	13.225	12.575	11.825	13.800	51.425	(21)
	704	SCHERPENISSE Melissa	13.025	11.675	11.600	12.550	48.850	(44)
	705	GERRITS Tessa	13.025	12.750	12.725	12.900	51.400	(23)
		Total	39.350 (10)	37.675 (6)	38.725 (6)	39.900 (6)	155.650	
7 SUI - Switzerland								
	726	MUELHAUSER Nadia	13.125	13.000	11.900	12.800	50.825	(28)
	727	BAERISWYL Nadia	12.750	12.275	12.775	12.725	50.525	(32)
	728	METZGER Sara	13.075	11.300	12.475	13.025	49.875	(39)
	729	DI LASCIA Sarah	13.425	11.525	12.525	12.700	50.175	(38)
	730	CATANZARO Sara	13.300	13.200	12.250	13.375	52.125	(16)
		Total	39.850 (8)	38.475 (5)	37.775 (10)	39.200 (9)	155.300	
8 GER - Germany								
	656	BAUMERT Desiree	11.675	12.125	13.325	13.850	50.975	(26)
	657	BERGER Janine	13.800	12.100	12.625	13.150	51.675	(17)
	658	MARQUARD Isabelle	12.825	12.400	12.350	13.325	50.900	(27)
	659	ROLL Katja	12.550	11.675	12.500	12.900	49.625	(40)
	660	SCHMITZ Rosa Lynn	12.875	10.225	11.775	12.075	46.950	(60)
		Total	39.500 (9)	36.625 (11)	38.450 (8)	40.325 (5)	154.900	
9 ESP - Spain								
	636	MENENDEZ GONZALEZ C.	14.100	11.100			25.200	(111)
	637	CUESTA Beatriz	13.450	12.025	11.975	12.775	50.225	(37)
	638	VARGAS Maria Paula	13.775	12.775	12.100	12.800	51.450	(20)
	639	MONTORE MUNOZ Sara	13.625		11.800	12.750	38.175	(106)
	640	RUIZ WALKER A.	13.400	11.950	12.575	12.825	50.750	(29)
		Total	41.500 (2)	36.750 (9)	36.650 (11)	38.400 (11)	153.300	
10 UKR - Ukraine								
	746	KRAVCHENKO Alina	12.525	11.275	11.975	12.775	48.550	(48)
	747	SHAPOVALOVA Rayisa	13.125	11.750	11.600	10.975	47.450	(55)
	748	SANKOVA Khrystyna	13.400	10.775	13.450	13.750	51.375	(24)
	749	LIUBYTSKA Daryna	13.500	11.125	12.375	13.225	50.225	(36)
	750	ANDRYUSHKINA A.	12.625	10.475	9.850	11.750	44.700	(77)
		Total	40.025 (7)	34.150 (13)	37.800 (9)	39.750 (7)	151.725	





TEAM DETAILED RESULTS
JUNIORS TEAM COMPETITION AND QUALIFICATIONS FOR CII & CIII

WED 28 APR 2010 - 19:45

Rank	Bib	NOC Name					Total	Ind. Ran
11 BEL - Belgium								
	606	GRAND'RY Terri	11.075	11.125	12.575	13.075	47.850	(52)
	607	DEJARDIN Johanna	12.450	10.225	11.850	12.250	46.775	(62)
	608	JACOBS Frances	10.900	12.425	13.150	12.325	48.800	(45)
	609	VANDERSTEEN Eline	13.125	12.225	12.825	12.300	50.475	(33)
	610	VERSCHUEREN Lisa	12.500			11.750	24.250	(112)
		Total	38.075 (13)	35.775 (12)	38.550 (7)	37.700 (12)	150.100	
12 SWE - Sweden								
	736	ADLERTEG Jonna	13.000	13.325	12.950	12.925	52.200	(15)
	737	DU REITZ FRESTADIUS	12.425	11.825	11.150	12.225	47.625	(53)
	738	VANSTROEM Nicole	12.300	11.500	12.350	12.475	48.625	(47)
	739	ROTHE Ida	12.275	10.175	11.025	12.200	45.675	(70)
	740	GENBERG Victoria	12.675		11.325	11.975	35.975	(109)
		Total	38.100 (12)	36.650 (10)	36.625 (13)	37.625 (13)	149.000	
13 GRE - Greece								
	661	TSAKOU Elisavet	12.600	13.200	10.825	12.400	49.025	(43)
	662	CHRISTOFILAKI Myropi	12.375	11.550	11.100	11.650	46.675	(65)
	663	VENIOU Eleftheria		8.150			8.150	(116)
	664	STAMATIADOU Dimitra	0.000	12.100	12.625	12.600	37.325	(107)
	665	TRICHOPOULOU M.	12.125	8.675	10.650	11.900	43.350	(87)
		Total	37.100 (16)	36.850 (8)	34.550 (20)	36.900 (16)	145.400	
14 HUN - Hungary								
	666	MITYKO B.	12.100	10.175	11.250	12.150	45.675	(71)
	667	JELENCSICS Dorina	13.050	11.350	12.375	12.300	49.075	(42)
	668	LUKACSI Lilla	13.000	8.725	12.725	12.575	47.025	(59)
	669	AL-SALTY Dalia	11.075	8.475	11.550	11.925	43.025	(91)
	670	REDL Roxana	12.650	11.350	10.800	11.875	46.675	(64)
		Total	38.700 (11)	32.875 (15)	36.650 (11)	37.025 (15)	145.250	
15 BLR - Belarus								
	611	MAKAREVICH Alena	12.475	10.000	9.275	12.400	44.150	(82)
	612	PARFIONAVA Lizaveta	11.625	10.700	11.675	12.725	46.725	(63)
	613	SUKHAVERKHAYA V.	12.625	11.100	10.475	12.700	46.900	(61)
	614	YEKIMENKA Anastasiya	11.900	10.475	11.475	12.625	46.475	(67)
	615	MIKLASHEVICH A.	12.125	11.275	11.575	13.075	48.050	(51)
		Total	37.225 (15)	33.075 (14)	34.725 (18)	38.500 (10)	143.525	





TEAM DETAILED RESULTS
JUNIORS TEAM COMPETITION AND QUALIFICATIONS FOR CII & CIII

WED 28 APR 2010 - 19:45

Rank	Bib	NOC Name					Total	Ind. Ran
16 ISR - Israel								
	681	SAMOUHA Yuval	12.200	10.150	11.875	12.025	46.250	(68)
	682	WINOGRAD Noam	12.350	10.700	11.675	12.450	47.175	(57)
	683	COHEN Nofar	12.550	10.025	11.900	12.600	47.075	(58)
		Total	<u>37.100</u> (16)	30.875 (16)	35.450 (14)	37.075 (14)	140.500	
17 FIN - Finland								
	641	PAKKALA Anna Erika	12.400	10.550	11.025	12.550	46.525	(66)
	642	NYYSOENEN Inna	13.075	10.725	11.150	10.950	45.900	(69)
	643	RANTANEN Roosa	12.600	9.350	10.000	11.875	43.825	(84)
	644	LEINONEN Maija	10.975	8.375	10.500	11.200	41.050	(101)
	645	RAUTIAINEN Anniina	11.675	8.825	12.200	11.350	44.050	(83)
		Total	<u>38.075</u> (13)	30.625 (18)	34.375 (21)	35.775 (18)	138.850	
18 CRO - Croatia								
	621	SALOPEK Ines	12.100	9.900	11.025	11.675	44.700	(78)
	622	MADIR Dina		9.875			9.875	(115)
	623	PETRAN Stella	10.800	10.800	10.150	11.250	43.000	(92)
	624	KAJIC Ema	11.825	9.675	8.650	11.475	41.625	(99)
	625	LALIC Tea	11.825	6.850	12.875	11.550	43.100	(90)
		Total	<u>35.750</u> (20)	30.575 (19)	34.050 (23)	34.700 (22)	135.075	
19 CZE - Czech Republic								
	626	HEDBAVNA Petra	11.725	9.525	11.750	11.625	44.625	(79)
	627	MACHATOVA Vendula	11.675	10.300	12.025	11.100	45.100	(72)
	628	SCHUSTEROVA Tereza	12.300	8.900	10.325	11.800	43.325	(88)
	629	PLUSKALOVA Veronika	12.100	7.600	11.200	11.725	42.625	(95)
		Total	36.125 (19)	28.725 (22)	34.975 (16)	<u>35.150</u> (19)	134.975	
20 IRL - Ireland								
	671	MC PEAK India	11.750	10.775	11.100	11.475	45.100	(73)
	672	LUNN Emma	11.750	9.375	11.700	11.725	44.550	(80)
	673	MAWHINNEY Nicole	11.650	10.550	11.950	10.625	44.775	(76)
		Total	35.150 (24)	30.700 (17)	<u>34.750</u> (17)	33.825 (24)	134.425	
21 AUT - Austria								
	601	HAEMMERLE Elisa	12.675	11.775	12.600	11.475	48.525	(49)
	602	HANREICH Carola	11.150	8.625	0.000	0.000	19.775	(114)
	603	MEIXNER Christina	11.550	8.150	10.775	12.050	42.525	(96)
	604	SCHOENBOECK Annette	11.150	8.525	11.300	11.300	42.275	(97)
		Total	<u>35.375</u> (23)	28.925 (21)	34.675 (19)	34.825 (21)	133.800	


TEAM DETAILED RESULTS
JUNIORS TEAM COMPETITION AND QUALIFICATIONS FOR CII & CIII

WED 28 APR 2010 - 19:45

Rank	Bib	NOC Name					Total	Ind. Ran
22 NOR - Norway								
	706	MUNKVOLD Nora	11.950	9.825	11.400	11.600	44.775	(75)
	707	EKORNRUD Celine	11.925	9.700	11.725	11.150	44.500	(81)
	708	BJELKE Synove	<i>11.425</i>	<i>8.825</i>	<i>11.025</i>	<i>10.975</i>	42.250	(98)
	709	DOVRE Tiril	11.800	9.025	9.275	11.475	41.575	(100)
		Total	<u>35.675</u> (21)	28.550 (23)	34.150 (22)	34.225 (23)	132.600	
23 TUR - Turkey								
	741	HOCAOGLU Ezgi	11.325	8.050	9.950	11.675	41.000	(102)
	742	TEMIZEL Fatma	<i>11.025</i>	<i>5.150</i>	<i>9.225</i>	11.325	36.725	(108)
	743	DEMIRAL Pinar	11.475	9.725	11.150	<i>10.625</i>	42.975	(93)
	744	MUTLU Demet	12.625	12.125	10.500	12.050	47.300	(56)
		Total	35.425 (22)	<u>29.900</u> (20)	31.600 (24)	35.050 (20)	131.975	
24 ISL - Iceland								
	676	ASTVALDSDOTTIR A.	11.900	7.500	<i>11.000</i>	12.225	42.625	(94)
	677	OLAFSDOTTIR Hildur	<i>11.725</i>	<i>0.000</i>	11.075	<i>0.000</i>	22.800	(113)
	678	JONASDOTTIR Johanna	12.300	6.775	12.325	12.375	43.775	(85)
	679	ROBERTSDOTTIR Norma	12.200	7.300	11.775	12.025	43.300	(89)
		Total	<u>36.400</u> (18)	21.575 (24)	35.175 (15)	36.625 (17)	129.775	

Note:
Underlined totals indicate starting apparatus.
Italics indicate the low (non-counting) score.

Legend:
Ind. Individual Q Qualified for Team Final

 Vault  Uneven Bars  Beam  Floor

RESULTS
JUNIORS TEAM COMPETITION AND QUALIFICATIONS FOR CII & CIII

WED 28 APR 2010 - 9:30

Rank	Bib	Name	NOC Code					Total
1	723	GRISHINA Anastasia	RUS	13.925	15.250	14.275	<u>14.550</u>	58.000 Q
2	721	KOMOVA Victoria	RUS	14.825	13.450	14.625	<u>14.150</u>	57.050 Q
3	725	PASEKA Maria	RUS	14.850	13.925	12.675	<u>14.400</u>	55.850
4	724	SIDOROVA Anastasia	RUS	14.350	12.000	14.750	<u>14.500</u>	55.600
5	717	IORDACHE L.	ROU	<u>13.875</u>	13.275	13.625	14.775	55.550 Q
6	716	BULIMAR Diana Laura	ROU	<u>13.250</u>	13.650	13.200	14.425	54.525 Q
7	686	FASANA Erika	ITA	13.625	<u>13.400</u>	13.400	13.900	54.325 Q
8	650	ZLOTARYOV Natalia	FRA	<u>13.275</u>	13.725	13.575	13.450	54.025 Q
9	688	FERLITO Carlotta	ITA	13.525	<u>12.950</u>	14.050	13.200	53.725 Q
10	722	MALIKOVA Violetta	RUS	13.475	12.500	13.875	<u>13.650</u>	53.500
11	647	KUHM Anne	FRA	<u>13.525</u>	13.325	12.900	13.250	53.000 Q
12	701	MOONEN Tess	NED	<u>13.100</u>	12.350	14.175	13.200	52.825 Q
13	646	BOUMEJMAJEN Mira	FRA	<u>12.950</u>	13.525	12.925	13.375	52.775
14	689	LENI Giulia	ITA	13.325	<u>13.375</u>	12.450	13.500	52.650
15	736	ADLERTEG Jonna	SWE	13.000	13.325	12.950	12.925	52.200 Q
16	730	CATANZARO Sara	SUI	13.300	13.200	<u>12.250</u>	13.375	52.125 Q
17	657	BERGER Janine	GER	13.800	12.100	12.625	13.150	51.675 Q
18	655	MACKENZIE Leilah	GBR	12.950	12.500	13.500	12.675	51.625 Q
19	690	DEAGOSTINI Francesca	ITA	12.175	<u>12.975</u>	12.825	13.550	51.525
20	638	VARGAS Maria Paula	ESP	13.775	12.775	12.100	12.800	51.450 Q
21	703	TOP Lisa	NED	<u>13.225</u>	12.575	11.825	13.800	51.425 Q
22	649	THOBIE Doriane	FRA	<u>13.225</u>	12.850	11.500	13.825	51.400
23	705	GERRITS Tessa	NED	<u>13.025</u>	12.750	12.725	12.900	51.400
24	748	SANKOVA Khrystyna	UKR	13.400	10.775	13.450	13.750	51.375 Q
25	651	MITCHELL Laura	GBR	13.250	12.050	<u>12.825</u>	13.050	51.175 Q
26	656	BAUMERT Desiree	GER	11.675	12.125	13.325	13.850	50.975 Q
27	658	MARQUARD Isabelle	GER	12.825	12.400	12.350	13.325	50.900
28	726	MUELHAUSER Nadia	SUI	13.125	13.000	<u>11.900</u>	12.800	50.825 Q
29	640	RUIZ WALKER A.	ESP	13.400	11.950	12.575	12.825	50.750 Q
30	654	HARROLD Ruby	GBR	13.550	10.750	<u>12.800</u>	13.500	50.600
31	653	TUNNEY Rebecca	GBR	13.325	12.850	<u>12.050</u>	12.375	50.600
32	727	BAERISWYL Nadia	SUI	12.750	12.275	<u>12.775</u>	12.725	50.525
33	609	VANDERSTEEN Eline	BEL	13.125	12.225	12.825	<u>12.300</u>	50.475 Q
34	652	HOGG Jessica	GBR	13.150	11.575	<u>12.425</u>	13.125	50.275
35	718	RUSU Dorina Diana	ROU	<u>13.575</u>	9.925	13.150	13.600	50.250
36	749	LIUBYTSKA Daryna	UKR	13.500	11.125	12.375	13.225	50.225 Q
37	637	CUESTA Beatriz	ESP	13.450	12.025	11.975	12.775	50.225
38	729	DI LASCIA Sarah	SUI	13.425	11.525	<u>12.525</u>	12.700	50.175
39	728	METZGER Sara	SUI	13.075	11.300	<u>12.475</u>	13.025	49.875
40	659	ROLL Katja	GER	12.550	11.675	12.500	12.900	49.625
41	648	SERSERI Sophia	FRA	<u>13.925</u>	12.450	10.275	12.900	49.550
42	667	JELENCSICS Dorina	HUN	13.050	11.350	12.375	<u>12.300</u>	49.075 Q
43	661	TSAKOU Elisavet	GRE	12.600	<u>13.200</u>	10.825	12.400	49.025 Q
44	704	SCHERPENISSE Melissa	NED	<u>13.025</u>	11.675	11.600	12.550	48.850
45	608	JACOBS Frances	BEL	10.900	12.425	13.150	<u>12.325</u>	48.800 R
46	702	WILBRINK Ayla	NED	<u>13.000</u>	11.275	11.600	12.900	48.775
47	738	VANSTROEM Nicole	SWE	12.300	11.500	12.350	12.475	48.625 R
48	746	KRAVCHENKO Alina	UKR	12.525	11.275	11.975	12.775	48.550





RESULTS
JUNIORS TEAM COMPETITION AND QUALIFICATIONS FOR CII & CIII

WED 28 APR 2010 - 9:30

Rank	Bib	Name	NOC Code					Total
49	601	HAEMMERLE Elisa	AUT	12.675	11.775	<u>12.600</u>	11.475	48.525 R
50	711	MARTINS Ana Filipa	POR	12.725	11.025	<u>12.400</u>	12.300	48.450 R
51	615	MIKLASHEVICH A.	BLR	12.125	<u>11.275</u>	11.575	13.075	48.050
52	606	GRAND'RY Terri	BEL	11.075	11.125	12.575	<u>13.075</u>	47.850
53	737	DU REITZ FRESTADIUS	SWE	12.425	11.825	11.150	12.225	47.625
54	691	GRISANE Valerija	LAT	13.075	<u>10.450</u>	11.875	12.100	47.500
55	747	SHAPOVALOVA Rayisa	UKR	13.125	11.750	11.600	10.975	47.450
56	744	MUTLU Demet	TUR	12.625	<u>12.125</u>	10.500	12.050	47.300
57	682	WINOGRAD Noam	ISR	<u>12.350</u>	10.700	11.675	12.450	47.175
58	683	COHEN Nofar	ISR	<u>12.550</u>	10.025	11.900	12.600	47.075
59	668	LUKACSI Lilla	HUN	13.000	8.725	12.725	<u>12.575</u>	47.025
60	660	SCHMITZ Rosa Lynn	GER	12.875	10.225	11.775	12.075	46.950
61	613	SUKHAVERKHAYA V.	BLR	12.625	<u>11.100</u>	10.475	12.700	46.900
62	607	DEJARDIN Johanna	BEL	12.450	10.225	11.850	<u>12.250</u>	46.775
63	612	PARFIONAVA Lizaveta	BLR	11.625	<u>10.700</u>	11.675	12.725	46.725
64	670	REDL Roxana	HUN	12.650	11.350	10.800	<u>11.875</u>	46.675
65	662	CHRISTOFILAKI Myropi	GRE	12.375	<u>11.550</u>	11.100	11.650	46.675
66	641	PAKKALA Anna Erika	FIN	12.400	10.550	11.025	<u>12.550</u>	46.525
67	614	YEKIMENKA Anastasiya	BLR	11.900	<u>10.475</u>	11.475	12.625	46.475
68	681	SAMOUHA Yuval	ISR	<u>12.200</u>	10.150	11.875	12.025	46.250
69	642	NYSSOENEN Inna	FIN	13.075	10.725	11.150	<u>10.950</u>	45.900
70	739	ROTHE Ida	SWE	12.275	10.175	11.025	12.200	45.675
71	666	MITYKO B.	HUN	12.100	10.175	11.250	<u>12.150</u>	45.675
72	627	MACHATOVA Vendula	CZE	11.675	10.300	12.025	<u>11.100</u>	45.100
73	671	MC PEAK India	IRL	11.750	10.775	<u>11.100</u>	11.475	45.100
74	712	CHOON Filipa	POR	11.350	10.425	<u>10.850</u>	12.250	44.875
75	706	MUNKVOLD Nora	NOR	<u>11.950</u>	9.825	11.400	11.600	44.775
76	673	MAWHINNEY Nicole	IRL	11.650	10.550	<u>11.950</u>	10.625	44.775
77	750	ANDRYUSHKINA A.	UKR	12.625	10.475	9.850	11.750	44.700
78	621	SALOPEK Ines	CRO	12.100	<u>9.900</u>	11.025	11.675	44.700
79	626	HEDBAVNA Petra	CZE	11.725	9.525	11.750	<u>11.625</u>	44.625
80	672	LUNN Emma	IRL	11.750	9.375	<u>11.700</u>	11.725	44.550
81	707	EKORNRUD Celine	NOR	<u>11.925</u>	9.700	11.725	11.150	44.500
82	611	MAKAREVICH Alena	BLR	12.475	<u>10.000</u>	9.275	12.400	44.150
83	645	RAUTIAINEN Anniina	FIN	11.675	8.825	12.200	<u>11.350</u>	44.050
84	643	RANTANEN Roosa	FIN	12.600	9.350	10.000	<u>11.875</u>	43.825
85	678	JONASDOTTIR Johanna	ISL	12.300	6.775	<u>12.325</u>	12.375	43.775
86	731	HAMRAKOVA Alzbeta	SVK	12.200	9.325	10.825	11.050	43.400
87	665	TRICHOPOULOU M.	GRE	12.125	<u>8.675</u>	10.650	11.900	43.350
88	628	SCHUSTEROVA Tereza	CZE	12.300	8.900	10.325	<u>11.800</u>	43.325
89	679	ROBERTSDOTTIR Norma	ISL	12.200	7.300	<u>11.775</u>	12.025	43.300
90	625	LALIC Tea	CRO	11.825	<u>6.850</u>	12.875	11.550	43.100
91	669	AL-SALTY Dalia	HUN	11.075	8.475	11.550	<u>11.925</u>	43.025
92	623	PETRAN Stella	CRO	10.800	<u>10.800</u>	10.150	11.250	43.000
93	743	DEMIRAL Pinar	TUR	11.475	<u>9.725</u>	11.150	10.625	42.975
94	676	ASTVALDSDOTTIR A.	ISL	11.900	7.500	<u>11.000</u>	12.225	42.625
95	629	PLUSKALOVA Veronika	CZE	12.100	7.600	11.200	<u>11.725</u>	42.625
96	603	MEIXNER Christina	AUT	11.550	8.150	<u>10.775</u>	12.050	42.525

RESULTS
JUNIORS TEAM COMPETITION AND QUALIFICATIONS FOR CII & CIII

WED 28 APR 2010 - 9:30

Rank	Bib	Name	NOC Code					Total
97	604	SCHOENBOECK Annette	AUT	11.150	8.525	<u>11.300</u>	11.300	42.275
98	708	BJELKE Synove	NOR	<u>11.425</u>	8.825	11.025	10.975	42.250
99	624	KAJIC Ema	CRO	11.825	<u>9.675</u>	8.650	11.475	41.625
100	709	DOVRE Tiril	NOR	<u>11.800</u>	9.025	9.275	11.475	41.575
101	644	LEINONEN Maija	FIN	10.975	8.375	10.500	<u>11.200</u>	41.050
102	741	HOCAOGLU Ezgi	TUR	11.325	<u>8.050</u>	9.950	11.675	41.000
103	719	MARGARIT B.	ROU	<u>13.625</u>		12.850	14.075	40.550
104	616	GEORGIEVA Viktoriya	BUL	<u>12.250</u>	5.875	10.925	11.375	40.425
105	631	EL DABAGH S.	DEN	11.775	7.775	10.325	<u>10.350</u>	40.225
106	639	MONTORÉ MUNOZ Sara	ESP	13.625		11.800	12.750	38.175
107	664	STAMATIADOU Dimitra	GRE	0.000	<u>12.100</u>	12.625	12.600	37.325
108	742	TEMIZEL Fatma	TUR	11.025	<u>5.150</u>	9.225	11.325	36.725
109	740	GENBERG Victoria	SWE	12.675		11.325	11.975	35.975
110	720	NEAGU M.	ROU		12.650	13.950		26.600
111	636	MENENDEZ GONZALEZ C.	ESP	14.100	11.100			25.200
112	610	VERSCHUEREN Lisa	BEL	12.500			<u>11.750</u>	24.250
113	677	OLAFSDOTTIR Hildur	ISL	11.725	0.000	<u>11.075</u>	0.000	22.800
114	602	HANREICH Carola	AUT	11.150	8.625	<u>0.000</u>	0.000	19.775
115	622	MADIR Dina	CRO		<u>9.875</u>			9.875
116	663	VENIOU Eleftheria	GRE		<u>8.150</u>			8.150

Note:

Underlined totals indicates starting apparatus

Legend:

Q Qualified for All-Around Final

R Reserve for All-Around Final

 Vault

 Uneven Bars

 Beam

 Floor

RESULTS

JUNIORS TEAM COMPETITION AND QUALIFICATIONS FOR CII & CIII

WED 28 APR 2010 - 9:30



Rank	Bib	Name	NOC Code	Vault	D Score	E Score	Pen	Vault	Total	
1	721	KOMOVA Victoria	RUS	1	5.800	9.025		14.825	14.425	Q
				2	5.000	9.025		14.025		
2	725	PASEKA Maria	RUS	1	5.800	9.050		14.850	14.412	Q
				2	5.300	8.675		13.975		
3	724	SIDOROVA Anastasia	RUS	1	5.800	8.550		14.350	14.075	
				2	5.300	8.500		13.800		
4	717	IORDACHE L.	ROU	1	5.300	8.575		13.875	13.875	Q
				2	5.000	8.875		13.875		
5	723	GRISHINA Anastasia	RUS	1	5.300	8.625		13.925	13.837	
				2	5.000	8.750		13.750		
6	648	SERSERI Sophia	FRA	1	5.300	8.625		13.925	13.750	Q
				2	5.000	8.575		13.575		
7	686	FASANA Erika	ITA	1	5.300	8.325		13.625	13.725	Q
				2	5.800	8.025		13.825		
8	657	BERGER Janine	GER	1	5.000	8.800		13.800	13.637	Q
				2	5.200	8.275		13.475		
9	718	RUSU Dorina Diana	ROU	1	5.000	8.575		13.575	13.400	Q
				2	4.600	8.625		13.225		
10	719	MARGARIT B.	ROU	1	5.000	8.625		13.625	13.387	
				2	4.400	8.750		13.150		
11	716	BULIMAR Diana Laura	ROU	1	4.600	8.650		13.250	13.387	
				2	5.000	8.525		13.525		
12	638	VARGAS Maria Paula	ESP	1	5.000	8.775		13.775	13.375	Q
				2	4.400	8.575		12.975		
13	729	DI LASCIA Sarah	SUI	1	5.000	8.425		13.425	13.262	R
				2	4.400	8.700		13.100		
14	654	HARROLD Ruby	GBR	1	5.000	8.550		13.550	13.212	R
				2	4.400	8.475		12.875		
15	730	CATANZARO Sara	SUI	1	5.000	8.300		13.300	13.187	R
				2	4.400	8.675		13.075		
16	704	SCHERPENISSE Melissa	NED	1	4.600	8.425		13.025	13.162	
				2	5.000	8.300		13.300		
17	726	MUELHAUSER Nadia	SUI	1	5.000	8.125		13.125	13.137	
				2	4.700	8.450		13.150		
18	651	MITCHELL Laura	GBR	1	5.000	8.250		13.250	13.087	
				2	4.400	8.525		12.925		
19	652	HOGG Jessica	GBR	1	5.000	8.150		13.150	13.062	
				2	4.400	8.575		12.975		
20	649	THOBIE Doriane	FRA	1	5.000	8.225		13.225	13.025	
				2	4.600	8.225		12.825		
21	613	SUKHAVERKHAYA V.	BLR	1	4.600	8.025		12.625	12.962	
				2	5.000	8.300		13.300		

RESULTS

JUNIORS TEAM COMPETITION AND QUALIFICATIONS FOR CII & CIII

WED 28 APR 2010 - 9:30



Rank	Bib	Name	NOC Code	Vault	D Score	E Score	Pen	Vault	Total
22	642	NYSSOENEN Inna	FIN	1	4.600	8.475		13.075	12.900
				2	4.400	8.325		12.725	
23	667	JELENCICS Dorina	HUN	1	4.800	8.250		13.050	12.900
				2	4.600	8.150		12.750	
24	702	WILBRINK Ayla	NED	1	5.000	8.100	0.1	13.000	12.887
				2	4.400	8.375		12.775	
25	636	MENENDEZ GONZALEZ C.	ESP	1	5.800	8.400	0.1	14.100	12.862
				2	5.000	6.725	0.1	11.625	
26	668	LUKACSI Lilla	HUN	1	4.600	8.400		13.000	12.837
				2	4.400	8.275		12.675	
27	691	GRISANE Valerija	LAT	1	4.600	8.475		13.075	12.800
				2	4.200	8.325		12.525	
28	736	ADLERTEG Jonna	SWE	1	5.000	8.000		13.000	12.787
				2	4.400	8.175		12.575	
29	653	TUNNEY Rebecca	GBR	1	5.000	8.325		13.325	12.712
				2	4.000	8.100		12.100	
30	744	MUTLU Demet	TUR	1	4.800	7.825		12.625	12.700
				2	4.600	8.175		12.775	
31	740	GENBERG Victoria	SWE	1	4.800	7.875		12.675	12.600
				2	4.600	7.925		12.525	
32	655	MACKENZIE Leilah	GBR	1	5.000	7.950		12.950	12.587
				2	4.400	7.825		12.225	
33	601	HAEMMERLE Elisa	AUT	1	4.800	7.875		12.675	12.537
				2	4.400	8.000		12.400	
34	738	VANSTROEM Nicole	SWE	1	4.400	8.000	0.1	12.300	12.362
				2	4.400	8.025		12.425	
35	643	RANTANEN Roosa	FIN	1	4.400	8.200		12.600	12.212
				2	4.200	7.625		11.825	
36	624	KAJIC Ema	CRO	1	4.200	7.625		11.825	12.125
				2	4.400	8.025		12.425	
37	679	ROBERTSDOTTIR Norma	ISL	1	4.400	7.800		12.200	12.075
				2	4.400	7.650	0.1	11.950	
38	731	HAMRAKOVA Alzbeta	SVK	1	4.200	8.000		12.200	12.062
				2	4.000	7.925		11.925	
39	621	SALOPEK Ines	CRO	1	4.000	8.100		12.100	11.987
				2	4.100	7.775		11.875	
40	739	ROTHE Ida	SWE	1	4.200	8.075		12.275	11.750
				2	4.400	6.925	0.1	11.225	
41	625	LALIC Tea	CRO	1	4.200	7.625		11.825	11.737
				2	3.800	7.850		11.650	

RESULTS

JUNIORS TEAM COMPETITION AND QUALIFICATIONS FOR CII & CIII


WED 28 APR 2010 - 9:30



Rank	Bib	Name	NOC Code	Vault	D Score	E Score	Pen	Vault	Total
------	-----	------	-------------	-------	------------	------------	-----	-------	-------

Legend:

D Panel Difficulty judges	E Panel Execution judges	Pen Penalty	Q Qualified for Vault Final	R Reserve for Vault Final
----------------------------------	---------------------------------	--------------------	------------------------------------	----------------------------------

 Vault

RESULTS

JUNIORS TEAM COMPETITION AND QUALIFICATIONS FOR CII & CIII

WED 28 APR 2010 - 9:30



Rank	Bib	Name	NOC Code	D Score	E Score	Pen	Total
1	723	GRISHINA Anastasia	RUS	6.500	8.750		15.250 Q
2	725	PASEKA Maria	RUS	5.700	8.225		13.925 Q
3	650	ZOLOTARYOV Natalia	FRA	5.200	8.525		13.725 Q
4	716	BULIMAR Diana Laura	ROU	5.400	8.250		13.650 Q
5	646	BOUMEJMAJEN Mira	FRA	5.400	8.125		13.525 Q
6	721	KOMOVA Victoria	RUS	6.400	7.050		13.450
7	686	FASANA Erika	ITA	5.400	8.000		13.400 Q
8	689	LENI Giulia	ITA	5.400	7.975		13.375 Q
9	647	KUHM Anne	FRA	5.000	8.325		13.325
10	736	ADLERTEG Jonna	SWE	5.100	8.225		13.325 Q
11	717	IODACHE L.	ROU	5.600	7.675		13.275 R
12	730	CATANZARO Sara	SUI	5.500	7.700		13.200 R
13	661	TSAKOU Elisavet	GRE	6.000	7.200		13.200 R
14	726	MUELHAUSER Nadia	SUI	4.900	8.100		13.000
15	690	DEAGOSTINI Francesca	ITA	4.800	8.175		12.975
16	688	FERLITO Carlotta	ITA	4.900	8.050		12.950
17	653	TUNNEY Rebecca	GBR	5.200	7.650		12.850
18	649	THOBIE Doriane	FRA	5.200	7.650		12.850
19	638	VARGAS Maria Paula	ESP	5.100	7.675		12.775
20	705	GERRITS Tessa	NED	5.000	7.750		12.750
21	720	NEAGU M.	ROU	4.900	7.750		12.650
22	703	TOP Lisa	NED	4.900	7.675		12.575
23	655	MACKENZIE Leilah	GBR	4.900	7.600		12.500
24	722	MALIKOVA Violetta	RUS	6.100	6.400		12.500
25	648	SERSERI Sophia	FRA	5.000	7.450		12.450
26	608	JACOBS Frances	BEL	5.000	7.425		12.425
27	658	MARQUARD Isabelle	GER	4.700	7.700		12.400
28	701	MOONEN Tess	NED	5.300	7.050		12.350
29	727	BAERISWYL Nadia	SUI	4.500	7.775		12.275
30	609	VANDERSTEEN Eline	BEL	4.600	7.625		12.225
31	656	BAUMERT Desiree	GER	5.100	7.025		12.125
32	744	MUTLU Demet	TUR	5.100	7.025		12.125
33	664	STAMATIADOU Dimitra	GRE	4.700	7.400		12.100
34	657	BERGER Janine	GER	4.900	7.200		12.100
35	651	MITCHELL Laura	GBR	4.900	7.150		12.050
36	637	CUESTA Beatriz	ESP	5.000	7.025		12.025
37	724	SIDOROVA Anastasia	RUS	5.400	6.600		12.000
38	640	RUIZ WALKER A.	ESP	4.500	7.450		11.950
39	737	DU REITZ FRESTADIUS	SWE	4.200	7.625		11.825
40	601	HAEMMERLE Elisa	AUT	4.200	7.575		11.775
41	747	SHAPOVALOVA Rayisa	UKR	5.100	6.650		11.750
42	704	SCHERPENISSE Melissa	NED	4.700	6.975		11.675
43	659	ROLL Katja	GER	5.300	6.375		11.675

RESULTS

JUNIORS TEAM COMPETITION AND QUALIFICATIONS FOR CII & CIII

WED 28 APR 2010 - 9:30



Rank	Bib	Name	NOC Code	D Score	E Score	Pen	Total
44	652	HOGG Jessica	GBR	4.200	7.375		11.575
45	662	CHRISTOFILAKI Myropi	GRE	5.000	6.550		11.550
46	729	DI LASCIA Sarah	SUI	4.400	7.125		11.525
47	738	VANSTROEM Nicole	SWE	4.300	7.200		11.500
48	667	JELENCICS Dorina	HUN	3.600	7.750		11.350
49	670	REDL Roxana	HUN	4.100	7.250		11.350
50	728	METZGER Sara	SUI	4.300	7.000		11.300
51	615	MIKLASHEVICH A.	BLR	3.800	7.475		11.275
52	746	KRAVCHENKO Alina	UKR	4.000	7.275		11.275
53	702	WILBRINK Ayla	NED	5.000	6.275		11.275
54	606	GRAND'RY Terri	BEL	2.800	8.325		11.125
55	749	LIUBYTSKA Daryna	UKR	4.300	6.825		11.125
56	613	SUKHAVERKHAYA V.	BLR	4.100	7.000		11.100
57	636	MENENDEZ GONZALEZ C.	ESP	4.900	6.200		11.100
58	711	MARTINS Ana Filipa	POR	4.700	6.325		11.025
59	623	PETRAN Stella	CRO	3.600	7.200		10.800
60	671	MC PEAK India	IRL	4.100	6.675		10.775
61	748	SANKOVA Khrystyna	UKR	4.300	6.475		10.775
62	654	HARROLD Ruby	GBR	4.200	6.550		10.750
63	642	NYSSOENEN Inna	FIN	3.000	7.725		10.725
64	612	PARFIONAVA Lizaveta	BLR	3.200	7.500		10.700
65	682	WINOGRAD Noam	ISR	3.700	7.000		10.700
66	641	PAKKALA Anna Erika	FIN	3.500	7.050		10.550
67	673	MAWHINNEY Nicole	IRL	4.200	6.350		10.550
68	614	YEKIMENKA Anastasiya	BLR	3.900	6.575		10.475
69	750	ANDRYUSHKINA A.	UKR	4.900	5.575		10.475
70	691	GRISANE Valerija	LAT	3.500	6.950		10.450
71	712	CHOON Filipa	POR	2.800	7.625		10.425
72	627	MACHATOVA Vendula	CZE	1.800	8.500		10.300
73	660	SCHMITZ Rosa Lynn	GER	3.200	7.025		10.225
74	607	DEJARDIN Johanna	BEL	5.000	5.225		10.225
75	666	MITYKO B.	HUN	2.800	7.375		10.175
76	739	ROTHE Ida	SWE	3.200	6.975		10.175
77	681	SAMOUHA Yuval	ISR	3.600	6.550		10.150
78	683	COHEN Nofar	ISR	3.600	6.425		10.025
79	611	MAKAREVICH Alena	BLR	2.400	7.600		10.000
80	718	RUSU Dorina Diana	ROU	4.000	5.925		9.925
81	621	SALOPEK Ines	CRO	4.100	5.800		9.900
82	622	MADIR Dina	CRO	2.400	7.475		9.875
83	706	MUNKVOLD Nora	NOR	2.700	7.125		9.825
84	743	DEMIRAL Pinar	TUR	2.100	7.625		9.725
85	707	EKORNRUD Celine	NOR	2.800	6.900		9.700
86	624	KAJIC Ema	CRO	2.600	7.075		9.675

RESULTS
JUNIORS TEAM COMPETITION AND QUALIFICATIONS FOR CII & CIII

WED 28 APR 2010 - 9:30



Rank	Bib	Name	NOC Code	D Score	E Score	Pen	Total
87	626	HEDBAVNA Petra	CZE	2.400	7.125		9.525
88	672	LUNN Emma	IRL	3.200	6.175		9.375
89	643	RANTANEN Roosa	FIN	1.800	7.550		9.350
90	731	HAMRAKOVA Alzbeta	SVK	2.400	6.925		9.325
91	709	DOVRE Tiril	NOR	2.500	6.525		9.025
92	628	SCHUSTEROVA Tereza	CZE	3.000	5.900		8.900
93	645	RAUTIAINEN Anniina	FIN	1.800	7.025		8.825
94	708	BJELKE Synove	NOR	1.900	6.925		8.825
95	668	LUKACSI Lilla	HUN	3.000	5.725		8.725
96	665	TRICHOPOULOU M.	GRE	4.200	4.475		8.675
97	602	HANREICH Carola	AUT	2.100	6.525		8.625
98	604	SCHOENBOECK Annette	AUT	2.200	6.325		8.525
99	669	AL-SALTY Dalia	HUN	2.200	6.275		8.475
100	644	LEINONEN Maija	FIN	2.800	5.575		8.375
101	603	MEIXNER Christina	AUT	2.800	5.350		8.150
102	663	VENIOU Eleftheria	GRE	3.500	4.650		8.150
103	741	HOCAGLU Ezgi	TUR	1.900	6.150		8.050
104	631	EL DABAGH S.	DEN	1.700	6.075		7.775
105	629	PLUSKALOVA Veronika	CZE	2.300	5.300		7.600
106	676	ASTVALDSDOTTIR A.	ISL	2.000	5.500		7.500
107	679	ROBERTSDOTTIR Norma	ISL	2.900	4.400		7.300
108	625	LALIC Tea	CRO	2.800	4.050		6.850
109	678	JONASDOTTIR Johanna	ISL	2.700	4.075		6.775
110	616	GEORGIEVA Viktoriya	BUL	1.600	4.275		5.875
111	742	TEMIZEL Fatma	TUR	1.700	3.450		5.150
112	677	OLAFSDOTTIR Hildur	ISL	0.000	0.000		0.000

Legend: D Panel Difficulty judges E Panel Execution judges Pen Penalty Q Qualified for Uneven Bars Final R Reserve for Uneven Bars Final

Uneven Bars

RESULTS
JUNIORS TEAM COMPETITION AND QUALIFICATIONS FOR CII & CIII

WED 28 APR 2010 - 9:30



Rank	Bib	Name	NOC Code	D Score	E Score	Pen	Total
1	724	SIDOROVA Anastasia	RUS	6.300	8.450		14.750 Q
2	721	KOMOVA Victoria	RUS	5.800	8.825		14.625 Q
3	723	GRISHINA Anastasia	RUS	5.700	8.575		14.275
4	701	MOONEN Tess	NED	5.800	8.375		14.175 Q
5	688	FERLITO Carlotta	ITA	5.700	8.350		14.050 Q
6	720	NEAGU M.	ROU	5.600	8.350		13.950 Q
7	722	MALIKOVA Violetta	RUS	5.500	8.375		13.875
8	717	IORDACHE L.	ROU	6.000	7.625		13.625 Q
9	650	ZOLOTARYOV Natalia	FRA	5.400	8.175		13.575 Q
10	655	MACKENZIE Leilah	GBR	5.600	7.900		13.500 Q
11	748	SANKOVA Khrystyna	UKR	5.500	7.950		13.450 R
12	686	FASANA Erika	ITA	5.400	8.000		13.400 R
13	656	BAUMERT Desiree	GER	5.600	7.725		13.325 R
14	716	BULIMAR Diana Laura	ROU	5.700	7.500		13.200
15	608	JACOBS Frances	BEL	5.100	8.050		13.150
16	718	RUSU Dorina Diana	ROU	5.200	7.950		13.150
17	736	ADLERTEG Jonna	SWE	5.100	7.850		12.950
18	646	BOUMEJMAJEN Mira	FRA	5.200	7.725		12.925
19	647	KUHM Anne	FRA	4.900	8.000		12.900
20	625	LALIC Tea	CRO	4.900	7.975		12.875
21	719	MARGARIT B.	ROU	4.700	8.150		12.850
22	651	MITCHELL Laura	GBR	4.700	8.125		12.825
23	609	VANDERSTEEN Eline	BEL	5.000	7.825		12.825
24	690	DEAGOSTINI Francesca	ITA	5.500	7.325		12.825
25	654	HARROLD Ruby	GBR	4.900	7.900		12.800
26	727	BAERISWYL Nadia	SUI	5.000	7.775		12.775
27	705	GERRITS Tessa	NED	4.600	8.125		12.725
28	668	LUKACSI Lilla	HUN	4.700	8.025		12.725
29	725	PASEKA Maria	RUS	5.400	7.275		12.675
30	657	BERGER Janine	GER	4.800	7.825		12.625
31	664	STAMATIADOU Dimitra	GRE	5.200	7.425		12.625
32	601	HAEMMERLE Elisa	AUT	5.000	7.600		12.600
33	606	GRAND'RY Terri	BEL	4.700	7.875		12.575
34	640	RUIZ WALKER A.	ESP	4.900	7.675		12.575
35	729	DI LASCIA Sarah	SUI	4.800	7.725		12.525
36	659	ROLL Katja	GER	5.300	7.200		12.500
37	728	METZGER Sara	SUI	4.700	7.775		12.475
38	689	LENI Giulia	ITA	5.100	7.350		12.450
39	652	HOGG Jessica	GBR	4.900	7.525		12.425
40	711	MARTINS Ana Filipa	POR	5.500	6.900		12.400
41	667	JELENCSICS Dorina	HUN	4.400	7.975		12.375
42	749	LIUBYTSKA Daryna	UKR	5.200	7.175		12.375
43	738	VANSTROEM Nicole	SWE	4.700	7.650		12.350

RESULTS

JUNIORS TEAM COMPETITION AND QUALIFICATIONS FOR CII & CIII

WED 28 APR 2010 - 9:30



Rank	Bib	Name	NOC Code	D Score	E Score	Pen	Total
44	658	MARQUARD Isabelle	GER	5.500	6.850		12.350
45	678	JONASDOTTIR Johanna	ISL	4.700	7.625		12.325
46	730	CATANZARO Sara	SUI	5.100	7.150		12.250
47	645	RAUTIAINEN Anniina	FIN	4.400	7.800		12.200
48	638	VARGAS Maria Paula	ESP	5.100	7.000		12.100
49	653	TUNNEY Rebecca	GBR	4.800	7.250		12.050
50	627	MACHATOVA Vendula	CZE	4.400	7.625		12.025
51	637	CUESTA Beatriz	ESP	4.900	7.075		11.975
52	746	KRAVCHENKO Alina	UKR	5.000	6.975		11.975
53	673	MAWHINNEY Nicole	IRL	4.800	7.150		11.950
54	683	COHEN Nofar	ISR	4.900	7.000		11.900
55	726	MUELHAUSER Nadia	SUI	4.900	7.000		11.900
56	681	SAMOUHA Yuval	ISR	4.800	7.075		11.875
57	691	GRISANE Valerija	LAT	4.800	7.075		11.875
58	607	DEJARDIN Johanna	BEL	4.900	6.950		11.850
59	703	TOP Lisa	NED	4.700	7.125		11.825
60	639	MONTORE MUNOZ Sara	ESP	4.800	7.000		11.800
61	679	ROBERTSDOTTIR Norma	ISL	4.200	7.575		11.775
62	660	SCHMITZ Rosa Lynn	GER	4.800	6.975		11.775
63	626	HEDBAVNA Petra	CZE	4.200	7.550		11.750
64	707	EKORNRUD Celine	NOR	4.600	7.125		11.725
65	672	LUNN Emma	IRL	4.100	7.600		11.700
66	612	PARFIONAVA Lizaveta	BLR	4.800	6.875		11.675
67	682	WINOGRAD Noam	ISR	4.900	6.775		11.675
68	702	WILBRINK Ayla	NED	4.200	7.400		11.600
69	747	SHAPOVALOVA Rayisa	UKR	4.600	7.000		11.600
70	704	SCHERPENISSE Melissa	NED	5.200	6.400		11.600
71	615	MIKLASHEVICH A.	BLR	4.700	6.875		11.575
72	669	AL-SALTY Dalia	HUN	4.700	6.850		11.550
73	649	THOBIE Doriane	FRA	5.400	6.100		11.500
74	614	YEKIMENKA Anastasiya	BLR	4.700	6.775		11.475
75	706	MUNKVOLD Nora	NOR	4.300	7.100		11.400
76	740	GENBERG Victoria	SWE	4.700	6.625		11.325
77	604	SCHOENBOECK Annette	AUT	4.900	6.400		11.300
78	666	MITYKO B.	HUN	3.800	7.450		11.250
79	629	PLUSKALOVA Veronika	CZE	4.100	7.100		11.200
80	642	NYSSOENEN Inna	FIN	4.600	6.550		11.150
81	743	DEMIRAL Pinar	TUR	4.700	6.450		11.150
82	737	DU REITZ FRESTADIUS	SWE	4.900	6.250		11.150
83	671	MC PEAK India	IRL	4.600	6.500		11.100
84	662	CHRISTOFILAKI Myropi	GRE	5.000	6.100		11.100
85	677	OLAFSDOTTIR Hildur	ISL	4.400	6.675		11.075
86	641	PAKKALA Anna Erika	FIN	4.400	6.625		11.025

RESULTS
JUNIORS TEAM COMPETITION AND QUALIFICATIONS FOR CII & CIII

WED 28 APR 2010 - 9:30



Rank	Bib	Name	NOC Code	D Score	E Score	Pen	Total
87	621	SALOPEK Ines	CRO	4.600	6.425		11.025
88	739	ROTHER Ida	SWE	4.600	6.425		11.025
89	708	BJELKE Synove	NOR	4.600	6.425		11.025
90	676	ASTVALDSDOTTIR A.	ISL	4.200	6.800		11.000
91	616	GEORGIEVA Viktoriya	BUL	3.900	7.125	0.1	10.925
92	712	CHOON Filipa	POR	4.800	6.050		10.850
93	731	HAMRAKOVA Alzbeta	SVK	3.800	7.025		10.825
94	661	TSAKOU Elisavet	GRE	4.800	6.025		10.825
95	670	REDL Roxana	HUN	3.500	7.300		10.800
96	603	MEIXNER Christina	AUT	4.700	6.075		10.775
97	665	TRICHOPOULOU M.	GRE	4.500	6.150		10.650
98	744	MUTLU Demet	TUR	4.000	6.500		10.500
99	644	LEINONEN Maija	FIN	4.400	6.100		10.500
100	613	SUKHAVERKHAYA V.	BLR	5.000	5.475		10.475
101	631	EL DABAGH S.	DEN	3.600	6.725		10.325
102	628	SCHUSTEROVA Tereza	CZE	4.700	5.625		10.325
103	648	SERSERI Sophia	FRA	5.000	5.275		10.275
104	623	PETTRAN Stella	CRO	4.700	5.450		10.150
105	643	RANTANEN Roosa	FIN	4.000	6.000		10.000
106	741	HOCAOGLU Ezgi	TUR	4.500	5.450		9.950
107	750	ANDRYUSHKINA A.	UKR	4.900	4.950		9.850
108	709	DOVRE Tiril	NOR	4.000	5.275		9.275
109	611	MAKAREVICH Alena	BLR	4.400	4.875		9.275
110	742	TEMIZEL Fatma	TUR	3.900	5.325		9.225
111	624	KAJIC Ema	CRO	4.100	4.550		8.650
112	602	HANREICH Carola	AUT	0.000	0.000		0.000

Legend:

D Panel Difficulty judges **E** Panel Execution judges **Pen** Penalty **Q** Qualified for Beam Final **R** Reserve for Beam Final



Beam

RESULTS

JUNIORS TEAM COMPETITION AND QUALIFICATIONS FOR CII & CIII

WED 28 APR 2010 - 9:30



Rank	Bib	Name	NOC Code	D Score	E Score	Pen	Total
1	717	IORDACHE L.	ROU	6.000	8.775		14.775 Q
2	723	GRISHINA Anastasia	RUS	5.400	9.150		14.550 Q
3	724	SIDOROVA Anastasia	RUS	5.700	8.800		14.500 Q
4	716	BULIMAR Diana Laura	ROU	5.500	8.925		14.425 Q
5	725	PASEKA Maria	RUS	5.500	8.900		14.400
6	721	KOMOVA Victoria	RUS	5.600	8.850	0.3	14.150
7	719	MARGARIT B.	ROU	5.700	8.375		14.075
8	686	FASANA Erika	ITA	5.300	8.600		13.900 Q
9	656	BAUMERT Desiree	GER	5.300	8.550		13.850 Q
10	649	THOBIE Doriane	FRA	5.100	8.725		13.825 Q
11	703	TOP Lisa	NED	5.200	8.600		13.800 Q
12	748	SANKOVA Khrystyna	UKR	5.300	8.450		13.750 R
13	722	MALIKOVA Violetta	RUS	5.100	8.550		13.650
14	718	RUSU Dorina Diana	ROU	5.100	8.500		13.600
15	690	DEAGOSTINI Francesca	ITA	5.000	8.550		13.550 R
16	689	LENI Giulia	ITA	5.000	8.600	0.1	13.500
17	654	HARROLD Ruby	GBR	5.300	8.200		13.500 R
18	650	ZOLOTARYOV Natalia	FRA	5.000	8.450		13.450
19	646	BOUMEJMAJEN Mira	FRA	4.700	8.675		13.375
20	730	CATANZARO Sara	SUI	5.100	8.275		13.375
21	658	MARQUARD Isabelle	GER	5.100	8.225		13.325
22	647	KUHM Anne	FRA	4.800	8.550	0.1	13.250
23	749	LIUBYTSKA Daryna	UKR	5.000	8.225		13.225
24	701	MOONEN Tess	NED	4.900	8.300		13.200
25	688	FERLITO Carlotta	ITA	5.400	8.100	0.3	13.200
26	657	BERGER Janine	GER	5.100	8.050		13.150
27	652	HOGG Jessica	GBR	5.000	8.125		13.125
28	615	MIKLASHEVICH A.	BLR	4.800	8.275		13.075
29	606	GRAND'RY Terri	BEL	5.200	7.875		13.075
30	651	MITCHELL Laura	GBR	5.100	7.950		13.050
31	728	METZGER Sara	SUI	4.800	8.225		13.025
32	736	ADLERTEG Jonna	SWE	4.900	8.025		12.925
33	659	ROLL Katja	GER	4.900	8.200	0.2	12.900
34	648	SERSERI Sophia	FRA	5.100	8.100	0.3	12.900
35	702	WILBRINK Ayla	NED	5.000	8.000	0.1	12.900
36	705	GERRITS Tessa	NED	5.000	8.000	0.1	12.900
37	640	RUIZ WALKER A.	ESP	4.800	8.025		12.825
38	726	MUELHAUSER Nadia	SUI	4.700	8.100		12.800
39	638	VARGAS Maria Paula	ESP	4.800	8.000		12.800
40	746	KRAVCHENKO Alina	UKR	4.700	8.075		12.775
41	637	CUESTA Beatriz	ESP	4.900	7.875		12.775
42	639	MONTORE MUNOZ Sara	ESP	4.800	7.950		12.750
43	612	PARFIONAVA Lizaveta	BLR	4.700	8.025		12.725

RESULTS

JUNIORS TEAM COMPETITION AND QUALIFICATIONS FOR CII & CIII

WED 28 APR 2010 - 9:30



Rank	Bib	Name	NOC Code	D Score	E Score	Pen	Total
44	727	BAERISWYL Nadia	SUI	4.700	8.025		12.725
45	613	SUKHAVERKHAYA V.	BLR	4.800	7.900		12.700
46	729	DI LASCIA Sarah	SUI	4.800	7.900		12.700
47	655	MACKENZIE Leilah	GBR	4.900	7.775		12.675
48	614	YEKIMENKA Anastasiya	BLR	4.500	8.125		12.625
49	664	STAMATIADOU Dimitra	GRE	4.900	7.800	0.1	12.600
50	683	COHEN Nofar	ISR	4.800	7.800		12.600
51	668	LUKACSI Lilla	HUN	4.700	7.875		12.575
52	641	PAKKALA Anna Erika	FIN	4.600	7.950		12.550
53	704	SCHERPENISSE Melissa	NED	4.800	7.750		12.550
54	738	VANSTROEM Nicole	SWE	4.600	7.875		12.475
55	682	WINOGRAD Noam	ISR	4.900	7.550		12.450
56	611	MAKAREVICH Alena	BLR	4.700	7.700		12.400
57	661	TSAKOU Elisavet	GRE	4.800	7.600		12.400
58	678	JONASDOTTIR Johanna	ISL	4.700	7.675		12.375
59	653	TUNNEY Rebecca	GBR	5.000	7.375		12.375
60	608	JACOBS Frances	BEL	4.800	7.525		12.325
61	711	MARTINS Ana Filipa	POR	4.600	7.800	0.1	12.300
62	609	VANDERSTEEN Eline	BEL	4.700	7.700	0.1	12.300
63	667	JELENCICS Dorina	HUN	4.900	7.500	0.1	12.300
64	607	DEJARDIN Johanna	BEL	4.700	7.550		12.250
65	712	CHOON Filipa	POR	4.800	7.450		12.250
66	737	DU REITZ FRESTADIUS	SWE	4.500	7.725		12.225
67	676	ASTVALDSDOTTIR A.	ISL	4.600	7.625		12.225
68	739	ROTHE Ida	SWE	4.600	7.700	0.1	12.200
69	666	MITYKO B.	HUN	4.600	7.550		12.150
70	691	GRISANE Valerija	LAT	4.700	7.500	0.1	12.100
71	660	SCHMITZ Rosa Lynn	GER	4.900	7.275	0.1	12.075
72	744	MUTLU Demet	TUR	4.500	7.550		12.050
73	603	MEIXNER Christina	AUT	4.600	7.450		12.050
74	681	SAMOUHA Yuval	ISR	4.800	7.625	0.4	12.025
75	679	ROBERTSDOTTIR Norma	ISL	4.700	7.325		12.025
76	740	GENBERG Victoria	SWE	4.700	7.375	0.1	11.975
77	669	AL-SALTY Dalia	HUN	4.700	7.225		11.925
78	665	TRICHOPOULOU M.	GRE	4.700	7.300	0.1	11.900
79	643	RANTANEN Roosa	FIN	4.100	7.775		11.875
80	670	REDL Roxana	HUN	4.300	7.575		11.875
81	628	SCHUSTEROVA Tereza	CZE	4.500	7.300		11.800
82	610	VERSCHUEREN Lisa	BEL	4.700	7.150	0.1	11.750
83	750	ANDRYUSHKINA A.	UKR	5.000	6.750		11.750
84	629	PLUSKALOVA Veronika	CZE	4.400	7.425	0.1	11.725
85	672	LUNN Emma	IRL	4.400	7.325		11.725
86	741	HOCAOGLU Ezgi	TUR	4.000	7.675		11.675

RESULTS

JUNIORS TEAM COMPETITION AND QUALIFICATIONS FOR CII & CIII

WED 28 APR 2010 - 9:30



Rank	Bib	Name	NOC Code	D Score	E Score	Pen	Total
87	621	SALOPEK Ines	CRO	4.500	7.175		11.675
88	662	CHRISTOFILAKI Myropi	GRE	4.900	7.350	0.6	11.650
89	626	HEDBAVNA Petra	CZE	3.900	7.725		11.625
90	706	MUNKVOLD Nora	NOR	4.100	7.500		11.600
91	625	LALIC Tea	CRO	4.000	7.550		11.550
92	671	MC PEAK India	IRL	4.200	7.275		11.475
93	709	DOVRE Tiril	NOR	4.400	7.175	0.1	11.475
94	624	KAJIC Ema	CRO	4.400	7.075		11.475
95	601	HAEMMERLE Elisa	AUT	4.800	6.975	0.3	11.475
96	616	GEORGIEVA Viktoriya	BUL	4.200	7.175		11.375
97	645	RAUTIAINEN Anniina	FIN	4.100	7.250		11.350
98	742	TEMIZEL Fatma	TUR	4.100	7.225		11.325
99	604	SCHOENBOECK Annette	AUT	3.900	7.400		11.300
100	623	PETTRAN Stella	CRO	3.600	7.650		11.250
101	644	LEINONEN Maija	FIN	3.500	7.800	0.1	11.200
102	707	EKORNRUD Celine	NOR	4.000	7.150		11.150
103	627	MACHATOVA Vendula	CZE	3.900	7.300	0.1	11.100
104	731	HAMRAKOVA Alzbeta	SVK	3.500	7.550		11.050
105	747	SHAPOVALOVA Rayisa	UKR	3.700	7.275		10.975
106	708	BJELKE Synove	NOR	3.800	7.175		10.975
107	642	NYSSOENEN Inna	FIN	4.500	7.150	0.7	10.950
108	743	DEMIRAL Pinar	TUR	4.100	6.525		10.625
109	673	MAWHINNEY Nicole	IRL	4.500	6.425	0.3	10.625
110	631	EL DABAGH S.	DEN	4.100	6.250		10.350
111	602	HANREICH Carola	AUT	0.000	0.000		0.000
111	677	OLAFSDOTTIR Hildur	ISL	0.000	0.000		0.000

Legend:

D Panel Difficulty judges E Panel Execution judges Pen Penalty Q Qualified for Floor Final R Reserve for Floor Final

 Floor

LIST OF QUALIFIERS
JUNIORS ALLAROUND

FRI 30 APR 2010 - 15:00

Qualifying Order	Bib	Name	NOC Code	Qualification Score	Qual. Rank
1	723	GRISHINA Anastasia	RUS	58.000	(1)
2	721	KOMOVA Victoria	RUS	57.050	(2)
3	717	IORDACHE Larisa Andreea	ROU	55.550	(5)
4	716	BULIMAR Diana Laura	ROU	54.525	(6)
5	686	FASANA Erika	ITA	54.325	(7)
6	650	ZOLOTARYOV Natalia	FRA	54.025	(8)
7	688	FERLITO Carlotta	ITA	53.725	(9)
8	647	KUHM Anne	FRA	53.000	(11)
9	701	MOONEN Tess	NED	52.825	(12)
10	736	ADLERTEG Jonna	SWE	52.200	(15)
11	730	CATANZARO Sara	SUI	52.125	(16)
12	657	BERGER Janine	GER	51.675	(17)
13	655	MACKENZIE Leilah	GBR	51.625	(18)
14	638	VARGAS Maria Paula	ESP	51.450	(20)
15	703	TOP Lisa	NED	51.425	(21)
16	748	SANKOVA Khrystyna	UKR	51.375	(24)
17	651	MITCHELL Laura	GBR	51.175	(25)
18	656	BAUMERT Desiree	GER	50.975	(26)
19	726	MUELHAUSER Nadia	SUI	50.825	(28)
20	640	RUIZ WALKER Anabel Laura	ESP	50.750	(29)
21	609	VANDERSTEEN Eline	BEL	50.475	(33)
22	749	LIUBYTSKA Daryna	UKR	50.225	(36)
23	667	JELENCSICS Dorina	HUN	49.075	(42)
24	661	TSAKOU Elisavet	GRE	49.025	(43)
Reserves					
R1	608	JACOBS Frances	BEL	48.800	(45)
R2	738	VANSTROEM Nicole	SWE	48.625	(47)
R3	601	HAEMMERLE Elisa	AUT	48.525	(49)
R4	711	MARTINS Ana Filipa	POR	48.450	(50)

Legend: Qual. Qualification Rx Reserve for All-Around Final

LIST OF QUALIFIERS
JUNIORS APPARATUS FINAL

SUN 2 MAY 2010 - 10:00



Qualifying Order	Bib	Name	NOC Code	Qual. Score
1	721	KOMOVA Victoria	RUS	14.425
2	725	PASEKA Maria	RUS	14.412
3	717	IODACHE Larisa Andreea	ROU	13.875
4	648	SERSERI Sophia	FRA	13.750
5	686	FASANA Erika	ITA	13.725
6	657	BERGER Janine	GER	13.637
7	718	RUSU Dorina Diana	ROU	13.400
8	638	VARGAS Maria Paula	ESP	13.375
Reserves				
R1	729	DI LASCIA Sarah	SUI	13.262
R2	654	HARROLD Ruby	GBR	13.212
R3	730	CATANZARO Sara	SUI	13.187







Qualifying Order	Bib	Name	NOC Code	Qual. Score
1	723	GRISHINA Anastasia	RUS	15.250
2	725	PASEKA Maria	RUS	13.925
3	650	ZOLOTARYOV Natalia	FRA	13.725
4	716	BULIMAR Diana Laura	ROU	13.650
5	646	BOUMEJMAJEN Mira	FRA	13.525
6	686	FASANA Erika	ITA	13.400
7	689	LENI Giulia	ITA	13.375
8	736	ADLERTEG Jonna	SWE	13.325
Reserves				
R1	717	IODACHE Larisa Andreea	ROU	13.275
R2	730	CATANZARO Sara	SUI	13.200
R3	661	TSAKOU Elisavet	GRE	13.200



Qualifying Order	Bib	Name	NOC Code	Qual. Score
1	724	SIDOROVA Anastasia	RUS	14.750
2	721	KOMOVA Victoria	RUS	14.625
3	701	MOONEN Tess	NED	14.175
4	688	FERLITO Carlotta	ITA	14.050
5	720	NEAGU Madalina Gabriela	ROU	13.950
6	717	IODACHE Larisa Andreea	ROU	13.625
7	650	ZOLOTARYOV Natalia	FRA	13.575
8	655	MACKENZIE Leilah	GBR	13.500
Reserves				
R1	748	SANKOVA Khrystyna	UKR	13.450
R2	686	FASANA Erika	ITA	13.400
R3	656	BAUMERT Desiree	GER	13.325







Qualifying Order	Bib	Name	NOC Code	Qual. Score
1	717	IODACHE Larisa Andreea	ROU	14.775
2	723	GRISHINA Anastasia	RUS	14.550
3	724	SIDOROVA Anastasia	RUS	14.500
4	716	BULIMAR Diana Laura	ROU	14.425
5	686	FASANA Erika	ITA	13.900
6	656	BAUMERT Desiree	GER	13.850
7	649	THOBIE Doriane	FRA	13.825
8	703	TOP Lisa	NED	13.800
Reserves				
R1	748	SANKOVA Khrystyna	UKR	13.750
R2	690	DEAGOSTINI Francesca	ITA	13.550
R3	654	HARROLD Ruby	GBR	13.500

Legend:			
Qual.	Qualification	Rx	Reserve
	Vault		Uneven Bars
	Beam		Floor





TEAM RESULTS
SENIORS QUALIFICATIONS FOR COMPETITION CIII & CIV

THU 29 APR 2010 - 10:00

Rank	NOC					Total
1	RUS - Russia	<u>42.775</u> (1)	41.450 (3)	42.375 (2)	41.725 (1)	168.325 Q
2	ROU - Romania	<u>42.075</u> (2)	41.000 (5)	43.350 (1)	40.375 (3)	166.800 Q
3	GBR - Great Britain	<u>41.250</u> (3)	44.200 (1)	38.425 (9)	41.425 (2)	165.300 Q
4	FRA - France	<u>41.000</u> (5)	42.150 (2)	40.575 (6)	39.075 (7)	162.800 Q
5	ITA - Italy	40.750 (7)	39.675 (6)	<u>40.975</u> (5)	40.125 (4)	161.525 Q
6	UKR - Ukraine	<u>40.750</u> (7)	39.475 (7)	41.025 (4)	39.900 (5)	161.150 Q
7	NED - Netherlands	40.125 (11)	38.775 (8)	<u>41.050</u> (3)	38.725 (8)	158.675 Q
8	SUI - Switzerland	<u>41.125</u> (4)	36.800 (10)	39.600 (7)	39.225 (6)	156.750 Q
9	GER - Germany	40.900 (6)	41.175 (4)	37.125 (14)	<u>36.825</u> (15)	156.025
10	POL - Poland	<u>38.000</u> (21)	37.925 (9)	39.425 (8)	37.550 (12)	152.900
11	BLR - Belarus	<u>39.775</u> (12)	35.775 (15)	38.200 (10)	37.675 (11)	151.425
12	HUN - Hungary	<u>40.325</u> (10)	36.400 (13)	37.275 (13)	37.300 (13)	151.300
13	BEL - Belgium	<u>39.700</u> (13)	36.450 (12)	36.500 (18)	37.975 (9)	150.625
14	ESP - Spain	<u>40.600</u> (9)	35.400 (17)	36.525 (17)	37.700 (10)	150.225
15	GRE - Greece	38.675 (17)	35.000 (19)	38.050 (11)	<u>36.575</u> (16)	148.300
16	ISR - Israel	<u>39.500</u> (14)	34.200 (20)	36.800 (16)	36.925 (14)	147.425
17	POR - Portugal	38.575 (19)	<u>35.300</u> (18)	36.825 (15)	36.475 (17)	147.175
18	FIN - Finland	<u>38.775</u> (16)	36.125 (14)	35.925 (19)	36.075 (18)	146.900
19	AUT - Austria	<u>38.675</u> (17)	36.475 (11)	35.600 (20)	35.025 (22)	145.775
20	SLO - Slovenia	<u>39.250</u> (15)	35.425 (16)	34.700 (22)	35.625 (19)	145.000
21	TUR - Turkey	<u>38.525</u> (20)	30.300 (22)	38.025 (12)	35.475 (20)	142.325
22	CZE - Czech Republic	<u>37.575</u> (23)	33.800 (21)	34.875 (21)	34.875 (24)	141.125
23	ISL - Iceland	<u>37.075</u> (24)	28.550 (25)	33.250 (23)	35.325 (21)	134.200
24	NOR - Norway	<u>37.950</u> (22)	29.075 (24)	31.025 (25)	34.975 (23)	133.025
25	DEN - Denmark	<u>36.275</u> (25)	30.000 (23)	32.900 (24)	33.000 (25)	132.175





Note:
Underlined

Legend:
Q Qualified for Team Final

 Vault  Uneven Bars  Beam  Floor





TEAM DETAILED RESULTS
SENIORS QUALIFICATIONS FOR COMPETITION CIII & CIV

THU 29 APR 2010 - 17:25

Rank	Bib	NOC Name					Total	Ind. Ran				
1 RUS - Russia												
	531	MUSTAFINA Aliya		15.200	14.750	14.325	44.275	(31)				
	532	NABIEVA Tatiana	14.400	14.825			29.225	(63)				
	533	KURBATOVA Ekaterina	14.475	11.425			25.900	(77)				
	534	MYZDRIKOVA Anna	13.900		14.025	13.700	41.625	(38)				
	535	SEMENOVA Ksenia			13.600	13.700	27.300	(70)				
		Total	42.775	(1)	41.450	(3)	42.375	(2)	41.725	(1)	168.325	Q
2 ROU - Romania												
	526	PORGRAS Ana		14.075	14.950		29.025	(64)				
	527	RACEA Elena Amelia	14.250	13.825	13.900	13.625	55.600	(1)				
	528	CHELARU Diana Maria	14.300			14.150	28.450	(65)				
	529	Haidu Raluca Oana	13.525	13.100	14.500	12.600	53.725	(7)				
		Total	42.075	(2)	41.000	(5)	43.350	(1)	40.375	(3)	166.800	Q
3 GBR - Great Britain												
	461	TWEDDLE Elizabeth		15.950		14.850	30.800	(62)				
	462	DOWNIE Rebecca	13.725	14.575	13.475		41.775	(37)				
	463	HIBBERT Nicole	13.800	13.675	12.650	12.925	53.050	(10)				
	464	RIPPIN Niamh			12.300	13.650	25.950	(76)				
	465	HUNT Jocelyn	13.725				13.725	(111)				
		Total	41.250	(3)	44.200	(1)	38.425	(9)	41.425	(2)	165.300	Q
4 FRA - France												
	456	BREVET Marine			13.750	13.550	27.300	(69)				
	458	DUFURNET Youna	14.150	14.675	13.150	12.175	54.150	(4)				
	459	MALAUSSENA Aurelie	13.625	13.750			27.375	(68)				
	460	MOREL Pauline	13.225	13.725	13.675	13.350	53.975	(5)				
		Total	41.000	(5)	42.150	(2)	40.575	(6)	39.075	(7)	162.800	Q
5 ITA - Italy												
	496	FERRARI Vanessa	13.625	13.975	13.625	13.900	55.125	(3)				
	497	PREZIOSA Elisabetta	13.625	12.675	14.250	13.025	53.575	(8)				
	499	GALANTE Paola		13.025			13.025	(115)				
	500	MACRI Federica	13.500		13.100	13.200	39.800	(42)				
		Total	40.750	(7)	39.675	(6)	40.975	(5)	40.125	(4)	161.525	Q





TEAM DETAILED RESULTS
SENIORS QUALIFICATIONS FOR COMPETITION CIII & CIV

THU 29 APR 2010 - 17:25

Rank	Bib	NOC Name					Total	Ind. Ran
6 UKR - Ukraine								
	561	KONONENKO Nataliya		14.825	12.925		27.750	(66)
	562	KYSLA Angelina	13.200	11.075		13.350	37.625	(50)
	563	FOMENKO Alina	13.875			13.350	27.225	(71)
	564	DEMYANCHUK Yana		13.575	13.950		27.525	(67)
	565	HOLENKOVA Valentyna	13.675		14.150	13.200	41.025	(40)
		Total	<u>40.750</u> (7)	39.475 (7)	41.025 (4)	39.900 (5)	161.150	Q
7 NED - Netherlands								
	506	VAN GERNER Celine		13.000	13.950	12.175	39.125	(44)
	507	KROONEN Mayra	13.525	12.450	13.450	13.250	52.675	(12)
	508	MASELA Wyomi	13.300	13.325		13.300	39.925	(41)
	509	MOSHAGE Yvette	13.300				13.300	(114)
	510	WEVERS Sanne			13.650		13.650	(112)
		Total	40.125 (11)	38.775 (8)	<u>41.050</u> (3)	38.725 (8)	158.675	Q
8 SUI - Switzerland								
	541	KAESLIN Ariella	14.650	13.750	13.875	13.175	55.450	(2)
	543	DIACCI Jessica	12.850		13.125	13.075	39.050	(45)
	544	STAEMPFLI Linda		10.100			10.100	(125)
	545	STEINGRUBER Giulia	13.625	12.950	12.600	12.975	52.150	(13)
		Total	<u>41.125</u> (4)	36.800 (10)	39.600 (7)	39.225 (6)	156.750	Q
9 GER - Germany								
	466	CHUSOVITINA Oksana	14.025				14.025	(110)
	467	HENZLER Dorothee			11.175	12.775	23.950	(94)
	468	HILL Lisa Katharina		13.850		11.450	25.300	(81)
	469	HINDERMANN M.	13.400	13.325	12.250		38.975	(46)
	470	SEITZ Elisabeth	13.475	14.000	13.700	12.600	53.775	(6)
		Total	40.900 (6)	41.175 (4)	37.125 (14)	<u>36.825</u> (15)	156.025	
10 POL - Poland								
	516	PIHAN-KULESZA Marta	13.350	13.100	13.150	13.150	52.750	(11)
	517	LITEWKA Joanna	12.500	12.050		12.275	36.825	(56)
	518	JURKOWSKA Katarzyna			13.275	12.125	25.400	(78)
	519	JANIK Gabriela	12.150	12.775	13.000		37.925	(49)
		Total	<u>38.000</u> (21)	37.925 (9)	39.425 (8)	37.550 (12)	152.900	





TEAM DETAILED RESULTS
SENIORS QUALIFICATIONS FOR COMPETITION CIII & CIV

THU 29 APR 2010 - 17:25

Rank	Bib	NOC Name					Total	Ind. Ran
11 BLR - Belarus								
	416	ZAITSAVA Nastassia	13.125	11.600	13.325	12.700	50.750	(17)
	417	KHAANH Liliya		11.875	12.550		24.425	(86)
	418	MAKHAUTSOVA Volha	13.100	12.300			25.400	(79)
	419	SOTNIKAVA Alina				12.525	12.525	(119)
	420	VYSOTSKAYA Nadzeya	13.550		12.325	12.450	38.325	(48)
		Total	39.775 (12)	35.775 (15)	38.200 (10)	37.675 (11)	151.425	
12 HUN - Hungary								
	476	DIVEKY Luca		11.250		11.850	23.100	(98)
	477	LONAI Hajnalka			11.725		11.725	(123)
	478	BOCZOGO Dorina	13.475	12.825	13.150		39.450	(43)
	479	CSILLAG Tunde	13.275			13.100	26.375	(72)
	480	TOTH Renata	13.575	12.325	12.400	12.350	50.650	(18)
		Total	40.325 (10)	36.400 (13)	37.275 (13)	37.300 (13)	151.300	
13 BEL - Belgium								
	412	EGGERMONT Jolien	13.100	11.300	12.025	12.600	49.025	(22)
	413	VERSONNEN Lin	12.975	11.775			24.750	(84)
	414	CROKET Julie	13.625	13.375	12.875	13.500	53.375	(9)
	415	CANART Alice			11.600	11.875	23.475	(95)
		Total	39.700 (13)	36.450 (12)	36.500 (18)	37.975 (9)	150.625	
14 ESP - Spain								
	446	IZURIETA Ana Maria	14.050	12.800	11.100	12.950	50.900	(15)
	447	PULGARIN LINERO M.	13.600	12.475			26.075	(75)
	448	ZALDIVAR Elena				12.300	12.300	(121)
	449	CUESTA Marta		10.125	12.375		22.500	(102)
	450	CARMONA URBANO A.	12.950		13.050	12.450	38.450	(47)
		Total	40.600 (9)	35.400 (17)	36.525 (17)	37.700 (10)	150.225	
15 GRE - Greece								
	471	MILLOUSI Vasiliki		12.550	13.700		26.250	(73)
	472	TSAKALIDOU Viktoria	12.950	11.400	12.975		37.325	(53)
	473	MITRAKOU Paschalina	12.875			12.500	25.375	(80)
	474	BARMAXIZOGLOU M.	12.850			12.100	24.950	(83)
	475	PITSIKALI Maria		11.050	11.375	11.975	34.400	(60)
		Total	38.675 (17)	35.000 (19)	38.050 (11)	36.575 (16)	148.300	





TEAM DETAILED RESULTS
SENIORS QUALIFICATIONS FOR COMPETITION CIII & CIV

THU 29 APR 2010 - 17:25

Rank	Bib	NOC Name					Total	Ind. Ran
16 ISR - Israel								
	491	RABINOVITZ Roni	13.075	11.650	12.625	12.900	50.250	(19)
	492	MAKSIUTA Valeriia	13.975	11.050	11.575	12.750	49.350	(21)
	493	KOREN Hadas		11.500	12.600		24.100	(92)
	494	FINKEL Vered				11.275	11.275	(124)
	495	COHEN Sapir Hana	12.450				12.450	(120)
		Total	39.500 (14)	34.200 (20)	36.800 (16)	36.925 (14)	147.425	
17 POR - Portugal								
	521	MARQUES DE LIMA Z.	13.350	11.650	12.450		37.450	(51)
	522	KISLINSKAYA E.	12.625	12.100		12.450	37.175	(55)
	523	CHOON Alexandra			11.925	12.325	24.250	(89)
	524	CALVETE RODRIGUES D.			12.450	11.700	24.150	(91)
	525	OLIVEIRA Rita	12.600	11.550			24.150	(90)
		Total	38.575 (19)	35.300 (18)	36.825 (15)	36.475 (17)	147.175	
18 FIN - Finland								
	451	URVIKKO Annika	13.000	12.250	11.725	12.425	49.400	(20)
	452	LAISI Ida	13.200	11.950	11.350	11.875	48.375	(24)
	453	OJALA Rosanna		11.925			11.925	(122)
	454	PIETILAE Reeta	12.575		12.850	11.775	37.200	(54)
		Total	38.775 (16)	36.125 (14)	35.925 (19)	36.075 (18)	146.900	
19 AUT - Austria								
	406	ECKER Lisa	12.800		11.525	11.525	35.850	(57)
	407	GASSER Barbara	13.275	12.900			26.175	(74)
	408	GROSCH Hanna		11.875	12.225		24.100	(93)
	409	MADER Jasmin		11.700	11.850	11.775	35.325	(58)
	410	FA Katharina	12.600			11.725	24.325	(88)
		Total	38.675 (17)	36.475 (11)	35.600 (20)	35.025 (22)	145.775	
20 SLO - Slovenia								
	536	HORVAT Carmen	12.875			11.450	24.325	(87)
	537	KYSSELEF Tjasa			12.700		12.700	(117)
	538	KAMNIKAR Ivana		12.525			12.525	(118)
	539	BELAK Teja	13.400	11.575	10.175	11.800	46.950	(28)
	540	NOVAK Fiona	12.975	11.325	11.825	12.375	48.500	(23)
		Total	39.250 (15)	35.425 (16)	34.700 (22)	35.625 (19)	145.000	

TEAM DETAILED RESULTS
SENIORS QUALIFICATIONS FOR COMPETITION CIII & CIV

THU 29 APR 2010 - 17:25

Rank	Bib	NOC Name					Total	Ind. Ran
21		TUR - Turkey						
	556	UNLUBOZKURT Deniz		8.900		10.325	19.225	(107)
	557	OZKAN Ozlem	12.300		13.075	12.000	37.375	(52)
	558	ASLAN Sema Fidel	12.575	9.875	11.725		34.175	(61)
	559	UCTAS Goksu	13.650	11.525	13.225	13.150	51.550	(14)
		Total	<u>38.525</u> (20)	30.300 (22)	38.025 (12)	35.475 (20)	142.325	
22		CZE - Czech Republic						
	436	SIKULOVA Jana	12.925	13.475	12.700	11.750	50.850	(16)
	437	BARESOVA Veronika	12.625	10.125			22.750	(100)
	438	DUBCEKOVA Daniela			11.225	11.800	23.025	(99)
	439	VEISOVA Veronika	12.025	10.200	10.950	11.325	44.500	(30)
		Total	<u>37.575</u> (23)	33.800 (21)	34.875 (21)	34.875 (24)	141.125	
23		ISL - Iceland						
	486	GUDBRANDSDOTTIR B.		9.575			9.575	(126)
	487	BELANYI Dominiqua	12.350	9.975			22.325	(103)
	488	ODINSDOTTIR Tinna			11.650	11.800	23.450	(96)
	489	HERMANNSDOTTIR T.	12.725	9.000	9.900	12.050	43.675	(33)
	490	GUDMUNSDOTTIR Dora	12.000		11.700	11.475	35.175	(59)
		Total	<u>37.075</u> (24)	28.550 (25)	33.250 (23)	35.325 (21)	134.200	
24		NOR - Norway						
	511	SONDOV K.	12.900	10.400	11.250	12.425	46.975	(27)
	512	BOE Sirén Elene	12.650	9.950	10.075	10.900	43.575	(34)
	513	LARSEN T.	12.400	8.725	9.700	11.650	42.475	(36)
		Total	<u>37.950</u> (22)	29.075 (24)	31.025 (25)	34.975 (23)	133.025	
25		DEN - Denmark						
	441	HULGAARD Mette	12.750	8.750	11.750	11.375	44.625	(29)
	442	KIRK Mathilde			11.100	10.525	21.625	(105)
	443	FURU Mia	11.450			11.100	22.550	(101)
	444	OFFERGAARD Miriam		10.000	10.050		20.050	(106)
	445	LAURITSEN Michelle	12.075	11.250			23.325	(97)
		Total	<u>36.275</u> (25)	30.000 (23)	32.900 (24)	33.000 (25)	132.175	

Note:
Underlined totals indicate starting apparatus.
Italics indicate the low (non-counting) score.

Legend:
Ind. Individual Q Qualified for Team Final

 Vault  Uneven Bars  Beam  Floor


RESULTS
SENIORS QUALIFICATIONS FOR COMPETITION CIII & CIV

THU 29 APR 2010 - 10:00

Rank	Bib	Name	NOC Code					Total
1	527	RACEA Elena Amelia	ROU	14.250	<u>13.825</u>	13.900	13.625	55.600
2	541	KAESLIN Ariella	SUI	14.650	13.750	<u>13.875</u>	13.175	55.450
3	496	FERRARI Vanessa	ITA	13.625	13.975	<u>13.625</u>	13.900	55.125
4	458	DUFOURNET Youna	FRA	14.150	14.675	<u>13.150</u>	12.175	54.150
5	460	MOREL Pauline	FRA	13.225	13.725	<u>13.675</u>	13.350	53.975
6	470	SEITZ Elisabeth	GER	13.475	14.000	13.700	<u>12.600</u>	53.775
7	529	HAIDU Raluca Oana	ROU	13.525	<u>13.100</u>	14.500	12.600	53.725
8	497	PREZIOSA Elisabetta	ITA	13.625	12.675	<u>14.250</u>	13.025	53.575
9	414	CROKET Julie	BEL	13.625	<u>13.375</u>	12.875	13.500	53.375
10	463	HIBBERT Nicole	GBR	13.800	13.675	12.650	<u>12.925</u>	53.050
11	516	PIHAN-KULESZA Marta	POL	<u>13.350</u>	13.100	13.150	13.150	52.750
12	507	KROONEN Mayra	NED	13.525	12.450	<u>13.450</u>	13.250	52.675
13	545	STEINGRUBER Giulia	SUI	13.625	12.950	<u>12.600</u>	12.975	52.150
14	559	UCTAS Goksu	TUR	13.650	11.525	13.225	<u>13.150</u>	51.550
15	446	IZURIETA Ana Maria	ESP	14.050	12.800	<u>11.100</u>	12.950	50.900
16	436	SIKULOVA Jana	CZE	12.925	<u>13.475</u>	12.700	11.750	50.850
17	416	ZAITSAVA Nastassia	BLR	<u>13.125</u>	11.600	13.325	12.700	50.750
18	480	TOTH Renata	HUN	<u>13.575</u>	12.325	12.400	12.350	50.650
19	491	RABINOVITZ Roni	ISR	<u>13.075</u>	11.650	12.625	12.900	50.250
20	451	URVIKKO Annika	FIN	13.000	12.250	11.725	<u>12.425</u>	49.400
21	492	MAKSIUTA Valeriia	ISR	<u>13.975</u>	11.050	11.575	12.750	49.350
22	412	EGGERMONT Jolien	BEL	13.100	<u>11.300</u>	12.025	12.600	49.025
23	540	NOVAK Fiona	SLO	<u>12.975</u>	11.325	11.825	12.375	48.500
24	452	L AISI Ida	FIN	13.200	11.950	11.350	<u>11.875</u>	48.375
25	501	SVILPAITE Laura	LTU	12.900	<u>13.175</u>	9.800	12.425	48.300
26	553	SJOEBERG Lina	SWE	<u>13.075</u>	12.025	11.450	11.350	47.900
27	511	SONDOV K.	NOR	12.900	10.400	11.250	<u>12.425</u>	46.975
28	539	BELAK Teja	SLO	<u>13.400</u>	11.575	10.175	11.800	46.950
29	441	HULGAARD Mette	DEN	12.750	8.750	<u>11.750</u>	11.375	44.625
30	439	VEISOVA Veronika	CZE	12.025	<u>10.200</u>	10.950	11.325	44.500
31	531	MUSTAFINA Aliya	RUS		<u>15.200</u>	14.750	14.325	44.275
32	424	MILEVA Ralitsa	BUL	12.700	<u>8.525</u>	11.975	10.900	44.100
33	489	HERMANNSDOTTIR T.	ISL	12.725	9.000	<u>9.900</u>	12.050	43.675
34	512	BOE Sirén Elene	NOR	12.650	9.950	10.075	<u>10.900</u>	43.575
35	422	PETROVA Maya	BUL	11.975	<u>7.675</u>	12.125	10.750	42.525
36	513	LARSEN T.	NOR	12.400	8.725	9.700	<u>11.650</u>	42.475
37	462	DOWNIE Rebecca	GBR	13.725	14.575	13.475		41.775
38	534	MYZDRIKOVA Anna	RUS	13.900		14.025	13.700	41.625
39	481	WALLACE Rebecca	IRL	<u>12.325</u>	8.725	9.425	10.925	41.400
40	565	HOLENKOVA Valentyna	UKR	13.675		14.150	13.200	41.025
41	508	MASELA Wyomi	NED	13.300	13.325		13.300	39.925
42	500	MACRI Federica	ITA	13.500		<u>13.100</u>	13.200	39.800
43	478	BOCZOGO Dorina	HUN	<u>13.475</u>	12.825	13.150		39.450
44	506	VAN GERNER Celine	NED		13.000	<u>13.950</u>	12.175	39.125
45	543	DIACCI Jessica	SUI	12.850		<u>13.125</u>	13.075	39.050
46	469	HINDERMANN M.	GER	13.400	13.325	<u>12.250</u>		38.975
47	450	CARMONA URBANO A.	ESP	12.950		<u>13.050</u>	12.450	38.450
48	420	VYSOTSKAYA Nadzeya	BLR	<u>13.550</u>		12.325	12.450	38.325





RESULTS
SENIORS QUALIFICATIONS FOR COMPETITION CIII & CIV

THU 29 APR 2010 - 10:00

Rank	Bib	Name	NOC Code					Total
49	519	JANIK Gabriela	POL	12.150	12.775	13.000		37.925
50	562	KYSLA Angelina	UKR	13.200	11.075		13.350	37.625
51	521	MARQUES DE LIMA Z.	POR	13.350	11.650	12.450		37.450
52	557	OZKAN Ozlem	TUR	12.300		13.075	12.000	37.375
53	472	TSAKALIDOU Viktoria	GRE	12.950	11.400	12.975		37.325
54	454	PIETILAE Reeta	FIN	12.575		12.850	11.775	37.200
55	522	KISLINSKAYA E.	POR	12.625	12.100		12.450	37.175
56	517	LITEWKA Joanna	POL	12.500	12.050		12.275	36.825
57	406	ECKER Lisa	AUT	12.800		11.525	11.525	35.850
58	409	MADER Jasmin	AUT		11.700	11.850	11.775	35.325
59	490	GUDMUNSDOTTIR Dora	ISL	12.000		11.700	11.475	35.175
60	475	PITSIKALI Maria	GRE		11.050	11.375	11.975	34.400
61	558	ASLAN Sema Fidel	TUR	12.575	9.875	11.725		34.175
62	461	TWEDDLE Elizabeth	GBR		15.950		14.850	30.800
63	532	NABIEVA Tatiana	RUS	14.400	14.825			29.225
64	526	PORGRAS Ana	ROU		14.075	14.950		29.025
65	528	CHELARU Diana Maria	ROU	14.300			14.150	28.450
66	561	KONONENKO Nataliya	UKR		14.825	12.925		27.750
67	564	DEMYANCHUK Yana	UKR		13.575	13.950		27.525
68	459	MALAUSSENA Aurelie	FRA	13.625	13.750			27.375
69	456	BREVET Marine	FRA			13.750	13.550	27.300
70	535	SEMENOVA Ksenia	RUS			13.600	13.700	27.300
71	563	FOMENKO Alina	UKR	13.875			13.350	27.225
72	479	CSILLAG Tunde	HUN	13.275			13.100	26.375
73	471	MILLOUSI Vasiliki	GRE		12.550	13.700		26.250
74	407	GASSER Barbara	AUT	13.275	12.900			26.175
75	447	PULGARIN LINERO M.	ESP	13.600	12.475			26.075
76	464	RIPPIN Niamh	GBR			12.300	13.650	25.950
77	533	KURBATOVA Ekaterina	RUS	14.475	11.425			25.900
78	518	JURKOWSKA Katarzyna	POL			13.275	12.125	25.400
79	418	MAKHAUTOVA Volha	BLR	13.100	12.300			25.400
80	473	MITRAKOU Paschalina	GRE	12.875			12.500	25.375
81	468	HILL Lisa Katharina	GER		13.850		11.450	25.300
82	546	KOVACOVA Ivana	SVK		13.675	11.375		25.050
83	474	BARMAXIZOGLU M.	GRE	12.850			12.100	24.950
84	413	VERSONNEN Lin	BEL	12.975	11.775			24.750
85	426	ERCEG Tina	CRO			11.675	12.825	24.500
86	417	KHAANH Liliya	BLR		11.875	12.550		24.425
87	536	HORVAT Carmen	SLO	12.875			11.450	24.325
88	410	FA Katharina	AUT	12.600			11.725	24.325
89	523	CHOON Alexandra	POR			11.925	12.325	24.250
90	525	OLIVEIRA Rita	POR	12.600	11.550			24.150
91	524	CALVETE RODRIGUES D.	POR			12.450	11.700	24.150
92	493	KOREN Hadas	ISR		11.500	12.600		24.100
93	408	GROSCH Hanna	AUT		11.875	12.225		24.100
94	467	HENZLER Dorothee	GER			11.175	12.775	23.950
95	415	CANART Alice	BEL			11.600	11.875	23.475
96	488	ODINSDOTTIR Tinna	ISL			11.650	11.800	23.450

RESULTS
SENIORS QUALIFICATIONS FOR COMPETITION CIII & CIV

THU 29 APR 2010 - 10:00

Rank	Bib	Name	NOC Code					Total
97	445	LAURITSEN Michelle	DEN	12.075	11.250			23.325
98	476	DIVEKY Luca	HUN		11.250		11.850	23.100
99	438	DUBCEKOVA Daniela	CZE			11.225	11.800	23.025
100	437	BARESOVA Veronika	CZE	12.625	<u>10.125</u>			22.750
101	443	FURU Mia	DEN	11.450			11.100	22.550
102	449	CUESTA Marta	ESP		10.125	<u>12.375</u>		22.500
103	487	BELANYI Dominiqua	ISL	12.350	9.975			22.325
104	482	WEDEL Sarah	IRL			10.625	11.075	21.700
105	442	KIRK Mathilde	DEN			<u>11.100</u>	10.525	21.625
106	444	OFFERSGAARD Miriam	DEN		10.000	<u>10.050</u>		20.050
107	556	UNLUBOZKURT Deniz	TUR		8.900		<u>10.325</u>	19.225
108	431	GEORGIU Marilena	CYP		<u>9.250</u>	9.225		18.475
109	401	SELAJ Riselda	ALB			8.175	9.950	18.125
110	466	CHUSOVITINA Oksana	GER	14.025				14.025
111	465	HUNT Jocelyn	GBR	13.725				13.725
112	510	WEVERS Sanne	NED			<u>13.650</u>		13.650
113	551	GUSTAFSSON Ida	SWE		<u>13.525</u>			13.525
114	509	MOSHAGE Yvette	NED	13.300				13.300
115	499	GALANTE Paola	ITA		13.025			13.025
116	427	TKALCEC Tijana	CRO	<u>12.825</u>				12.825
117	537	KYSSELEF Tjasa	SLO			12.700		12.700
118	538	KAMNIKAR Ivana	SLO		12.525			12.525
119	419	SOTNIKAVA Alina	BLR				12.525	12.525
120	495	COHEN Sapir Hana	ISR	<u>12.450</u>				12.450
121	448	ZALDIVAR Elena	ESP				12.300	12.300
122	453	OJALA Rosanna	FIN		11.925			11.925
123	477	LONAI Hajnalka	HUN			11.725		11.725
124	494	FINKEL Vered	ISR				11.275	11.275
125	544	STAEMPFLI Linda	SUI		10.100			10.100
126	486	GUDBRANDSDOTTIR B.	ISL		9.575			9.575

Note:

Underlined totals indicates starting apparatus

Legend:

Q Qualified for All-Around Final

R Reserve for All-Around Final

 Vault

 Uneven Bars

 Beam

 Floor

RESULTS
SENIORS QUALIFICATIONS FOR COMPETITION CIII & CIV

THU 29 APR 2010 - 10:00



Rank	Bib	Name	NOC Code	Vault	D Score	E Score	Pen	Vault	Total	
1	532	NABIEVA Tatiana	RUS	1	5.800	8.600		14.400	14.150	Q
				2	5.200	8.700		13.900		
2	458	DUFOURNET Youna	FRA	1	5.600	8.550		14.150	14.100	Q
				2	5.300	8.750		14.050		
3	541	KAESLIN Ariella	SUI	1	6.300	8.350		14.650	14.087	Q
				2	5.300	8.225		13.525		
4	533	KURBATOVA Ekaterina	RUS	1	5.800	8.675		14.475	14.075	Q
				2	5.200	8.475		13.675		
5	534	MYZDRIKOVA Anna	RUS	1	5.800	8.100		13.900	14.012	
				2	5.600	8.625	0.1	14.125		
6	528	CHELARU Diana Maria	ROU	1	5.800	8.500		14.300	13.987	Q
				2	5.300	8.375		13.675		
7	527	RACEA Elena Amelia	ROU	1	5.800	8.450		14.250	13.850	Q
				2	5.000	8.450		13.450		
8	463	HIBBERT Nicole	GBR	1	5.300	8.500		13.800	13.800	Q
				2	5.200	8.600		13.800		
9	480	TOTTH Renata	HUN	1	5.300	8.275		13.575	13.750	Q
				2	5.500	8.425		13.925		
10	492	MAKSIUTA Valeriia	ISR	1	5.300	8.675		13.975	13.687	R
				2	5.000	8.400		13.400		
11	414	CROKET Julie	BEL	1	5.500	8.125		13.625	13.650	R
				2	5.300	8.375		13.675		
12	466	CHUSOVITINA Oksana	GER	1	5.900	8.125		14.025	13.625	R
				2	5.500	7.725		13.225		
13	507	KROONEN Mayra	NED	1	5.000	8.525		13.525	13.550	
				2	5.000	8.575		13.575		
14	462	DOWNIE Rebecca	GBR	1	5.300	8.425		13.725	13.537	
				2	4.800	8.550		13.350		
15	447	PULGARIN LINERO M.	ESP	1	5.000	8.600		13.600	13.525	
				2	5.200	8.250		13.450		
16	478	BOCZOGO Dorina	HUN	1	5.000	8.475		13.475	13.337	
				2	5.000	8.200		13.200		
17	459	MALAUSSENA Aurelie	FRA	1	5.400	8.225		13.625	13.187	
				2	4.600	8.150		12.750		
18	416	ZAITSAVA Nastassia	BLR	1	5.000	8.125		13.125	13.187	
				2	4.600	8.650		13.250		
19	539	BELAK Teja	SLO	1	5.300	8.100		13.400	13.062	
				2	5.000	7.725		12.725		
20	553	SJOEBERG Lina	SWE	1	4.800	8.275		13.075	12.875	
				2	4.600	8.075		12.675		
21	427	TKALCEC Tijana	CRO	1	5.000	7.825		12.825	12.787	
				2	5.000	7.750		12.750		

RESULTS
SENIORS QUALIFICATIONS FOR COMPETITION CIII & CIV

THU 29 APR 2010 - 10:00



Rank	Bib	Name	NOC Code	Vault	D Score	E Score	Pen	Vault	Total
22	517	LITEWKA Joanna	POL	1	5.300	7.200		12.500	12.637
				2	4.600	8.175		12.775	
23	536	HORVAT Carmen	SLO	1	4.800	8.075		12.875	12.475
				2	4.200	7.875		12.075	
24	489	HERMANSDOTTIR T.	ISL	1	4.600	8.125		12.725	12.412
				2	4.200	7.900		12.100	
25	441	HULGAARD Mette	DEN	1	4.400	8.350		12.750	12.287
				2	4.200	7.625		11.825	
26	445	LAURITSEN Michelle	DEN	1	4.400	7.675		12.075	12.062
				2	4.200	7.850		12.050	
27	443	FURU Mia	DEN	1	4.400	7.050		11.450	11.862
				2	4.200	8.075		12.275	
28	559	UCTAS Goksu	TUR	1	5.300	8.350		13.650	11.412
				2	2.400	6.775		9.175	

Legend:

D Panel Difficulty judges E Panel Execution judges Pen Penalty Q Qualified for Vault Final R Reserve for Vault Final

Vault

RESULTS
SENIORS QUALIFICATIONS FOR COMPETITION CIII & CIV

THU 29 APR 2010 - 10:00



Rank	Bib	Name	NOC Code	D Score	E Score	Pen	Total
1	461	TWEDDLE Elizabeth	GBR	6.800	9.150		15.950 Q
2	531	MUSTAFINA Aliya	RUS	6.500	8.700		15.200 Q
3	561	KONONENKO Nataliya	UKR	6.400	8.425		14.825 Q
4	532	NABIEVA Tatiana	RUS	6.400	8.425		14.825 Q
5	458	DUFURNET Youna	FRA	6.300	8.375		14.675 Q
6	462	DOWNIE Rebecca	GBR	6.100	8.475		14.575 Q
7	526	PORGRAS Ana	ROU	6.000	8.075		14.075 Q
8	470	SEITZ Elisabeth	GER	5.900	8.100		14.000 Q
9	496	FERRARI Vanessa	ITA	5.800	8.175		13.975 R
10	468	HILL Lisa Katharina	GER	5.600	8.250		13.850 R
11	527	RACEA Elena Amelia	ROU	5.800	8.025		13.825 R
12	459	MALAUSSENA Aurelie	FRA	5.300	8.450		13.750
13	541	KAESLIN Ariella	SUI	5.300	8.450		13.750
14	460	MOREL Pauline	FRA	5.800	7.925		13.725
15	463	HIBBERT Nicole	GBR	5.500	8.175		13.675
16	546	KOVACOVA Ivana	SVK	5.600	8.075		13.675
17	564	DEMYANCHUK Yana	UKR	5.900	7.675		13.575
18	551	GUSTAFSSON Ida	SWE	5.400	8.125		13.525
19	436	SIKULOVA Jana	CZE	5.500	7.975		13.475
20	414	CROKET Julie	BEL	5.400	7.975		13.375
21	469	HINDERMANN M.	GER	5.100	8.225		13.325
22	508	MASELA Wyomi	NED	5.300	8.025		13.325
23	501	SVILPAITE Laura	LTU	5.400	7.775		13.175
24	529	Haidu Raluca Oana	ROU	5.400	7.700		13.100
25	516	PIHAN-KULESZA Marta	POL	5.600	7.500		13.100
26	499	GALANTE Paola	ITA	5.100	7.925		13.025
27	506	VAN GERNER Celine	NED	5.800	7.200		13.000
28	545	STEINGRUBER Giulia	SUI	5.100	7.850		12.950
29	407	GASSER Barbara	AUT	4.800	8.100		12.900
30	478	BOCZOGO Dorina	HUN	4.900	7.925		12.825
31	446	IZURIETA Ana Maria	ESP	5.100	7.700		12.800
32	519	JANIK Gabriela	POL	5.300	7.475		12.775
33	497	PREZIOSA Elisabetta	ITA	5.000	7.675		12.675
34	471	MILLOUSI Vasiliki	GRE	5.000	7.550		12.550
35	538	KAMNIKAR Ivana	SLO	4.800	7.725		12.525
36	447	PULGARIN LINERO M.	ESP	5.500	6.975		12.475
37	507	KROONEN Mayra	NED	5.100	7.350		12.450
38	480	TOTH Renata	HUN	5.000	7.325		12.325
39	418	MAKHAUTSOVA Volha	BLR	5.500	6.800		12.300
40	451	URVIKKO Annika	FIN	5.500	6.750		12.250
41	522	KISLINSKAYA E.	POR	5.000	7.100		12.100
42	517	LITEWKA Joanna	POL	5.100	6.950		12.050
43	553	SJOEBERG Lina	SWE	4.400	7.625		12.025

RESULTS
SENIORS QUALIFICATIONS FOR COMPETITION CIII & CIV

THU 29 APR 2010 - 10:00



Rank	Bib	Name	NOC Code	D Score	E Score	Pen	Total
44	452	LAISI Ida	FIN	5.100	6.850		11.950
45	453	OJALA Rosanna	FIN	5.300	6.625		11.925
46	417	KHAANH Liliya	BLR	5.100	6.775		11.875
47	408	GROSCH Hanna	AUT	5.200	6.675		11.875
48	413	VERSONNEN Lin	BEL	4.900	6.875		11.775
49	409	MADER Jasmin	AUT	4.800	6.900		11.700
50	521	MARQUES DE LIMA Z.	POR	3.800	7.850		11.650
51	491	RABINOVITZ Roni	ISR	5.100	6.550		11.650
52	416	ZAITSAVA Nastassia	BLR	4.900	6.700		11.600
53	539	BELAK Teja	SLO	4.100	7.475		11.575
54	525	OLIVEIRA Rita	POR	3.900	7.650		11.550
55	559	UCTAS Goksu	TUR	4.000	7.525		11.525
56	493	KOREN Hadas	ISR	4.900	6.600		11.500
57	533	KURBATOVA Ekaterina	RUS	5.600	5.825		11.425
58	472	TSAKALIDOU Viktoria	GRE	5.100	6.300		11.400
59	540	NOVAK Fiona	SLO	5.000	6.325		11.325
60	412	EGGERMONT Jolien	BEL	4.800	6.500		11.300
61	445	LAURITSEN Michelle	DEN	4.000	7.250		11.250
62	476	DIVEKY Luca	HUN	4.400	6.850		11.250
63	562	KYSLA Angelina	UKR	5.400	5.675		11.075
64	475	PITSIKALI Maria	GRE	3.200	7.850		11.050
65	492	MAKSIUTA Valeriia	ISR	5.500	5.550		11.050
66	511	SONDOV K.	NOR	2.300	8.100		10.400
67	439	VEISOVA Veronika	CZE	3.500	6.700		10.200
68	437	BARESOVA Veronika	CZE	2.900	7.225		10.125
69	449	CUESTA Marta	ESP	4.500	5.625		10.125
70	544	STAEMPFLI Linda	SUI	4.700	5.400		10.100
71	444	OFFERSGAARD Miriam	DEN	3.000	7.000		10.000
72	487	BELANYI Dominiqua	ISL	4.600	5.375		9.975
73	512	BOE Sirén Elene	NOR	3.200	6.750		9.950
74	558	ASLAN Sema Fidel	TUR	2.500	7.375		9.875
75	486	GUDBRANDSDOTTIR B.	ISL	2.300	7.275		9.575
76	431	GEORGIU Marilena	CYP	4.000	5.250		9.250
77	489	HERMANNSDOTTIR T.	ISL	3.400	5.600		9.000
78	556	UNLUBOZKURT Deniz	TUR	2.700	6.200		8.900
79	441	HULGAARD Mette	DEN	3.500	5.250		8.750
80	513	LARSEN T.	NOR	2.100	6.625		8.725
81	481	WALLACE Rebecca	IRL	2.400	6.325		8.725
82	424	MILEVA Ralitsa	BUL	3.200	5.325		8.525
83	422	PETROVA Maya	BUL	1.900	5.775		7.675

RESULTS
SENIORS QUALIFICATIONS FOR COMPETITION CIII & CIV

THU 29 APR 2010 - 10:00



Rank	Bib	Name	NOC Code	D Score	E Score	Pen	Total
------	-----	------	-------------	------------	------------	-----	-------

Legend:
D Panel Difficulty judges **E** Panel Execution judges **Pen** Penalty **Q** Qualified for Uneven Bars Final **R** Reserve for Uneven Bars Final

 Uneven Bars

RESULTS
SENIORS QUALIFICATIONS FOR COMPETITION CIII & CIV

THU 29 APR 2010 - 10:00



Rank	Bib	Name	NOC Code	D Score	E Score	Pen	Total
1	526	PORGRAS Ana	ROU	6.200	8.750		14.950 Q
2	531	MUSTAFINA Aliya	RUS	6.000	8.750		14.750 Q
3	529	Haidu Raluca Oana	ROU	6.000	8.500		14.500 Q
4	497	PREZIOSA Elisabetta	ITA	5.700	8.550		14.250 Q
5	565	HOLENKOVA Valentyna	UKR	5.700	8.450		14.150 Q
6	534	MYZDRIKOVA Anna	RUS	5.700	8.325		14.025 Q
7	506	VAN GERNER Celine	NED	5.500	8.450		13.950 Q
8	564	DEMYANCHUK Yana	UKR	5.700	8.250		13.950 Q
9	527	RACEA Elena Amelia	ROU	5.800	8.100		13.900
10	541	KAESLIN Ariella	SUI	5.700	8.175		13.875 R
11	456	BREVET Marine	FRA	5.800	7.950		13.750 R
12	470	SEITZ Elisabeth	GER	5.600	8.100		13.700 R
13	471	MILLOUSI Vasiliki	GRE	5.800	7.900		13.700
14	460	MOREL Pauline	FRA	5.400	8.275		13.675
15	510	WEVERS Sanne	NED	5.600	8.050		13.650
16	496	FERRARI Vanessa	ITA	5.500	8.125		13.625
17	535	SEMENOVA Ksenia	RUS	5.800	7.800		13.600
18	462	DOWNIE Rebecca	GBR	5.400	8.075		13.475
19	507	KROONEN Mayra	NED	5.300	8.150		13.450
20	416	ZAITSAVA Nastassia	BLR	5.300	8.025		13.325
21	518	JURKOWSKA Katarzyna	POL	5.400	7.875		13.275
22	559	UCTAS Goksu	TUR	5.700	7.525		13.225
23	478	BOCZOGO Dorina	HUN	5.100	8.050		13.150
24	516	PIHAN-KULESZA Marta	POL	5.700	7.450		13.150
25	458	DUFURNET Youna	FRA	6.100	7.050		13.150
26	543	DIACCI Jessica	SUI	5.300	7.825		13.125
27	500	MACRI Federica	ITA	4.700	8.400		13.100
28	557	OZKAN Ozlem	TUR	5.300	7.775		13.075
29	450	CARMONA URBANO A.	ESP	5.400	7.650		13.050
30	519	JANIK Gabriela	POL	4.800	8.200		13.000
31	472	TSAKALIDOU Viktoria	GRE	5.100	7.875		12.975
32	561	KONONENKO Nataliya	UKR	5.300	7.625		12.925
33	414	CROKET Julie	BEL	5.400	7.475		12.875
34	454	PIETILAE Reeta	FIN	4.800	8.050		12.850
35	436	SIKULOVA Jana	CZE	4.900	7.800		12.700
36	537	KYSSELEF Tjasa	SLO	5.000	7.700		12.700
37	463	HIBBERT Nicole	GBR	5.100	7.550		12.650
38	491	RABINOVITZ Roni	ISR	5.500	7.125		12.625
39	545	STEINGRUBER Giulia	SUI	4.700	7.900		12.600
40	493	KOREN Hadas	ISR	4.700	7.900		12.600
41	417	KHAANH Liliya	BLR	5.000	7.650	0.1	12.550
42	521	MARQUES DE LIMA Z.	POR	4.400	8.050		12.450
43	524	CALVETE RODRIGUES D.	POR	4.800	7.650		12.450

RESULTS
SENIORS QUALIFICATIONS FOR COMPETITION CIII & CIV

THU 29 APR 2010 - 10:00



Rank	Bib	Name	NOC Code	D Score	E Score	Pen	Total
44	480	TOTH Renata	HUN	5.100	7.300		12.400
45	449	CUESTA Marta	ESP	4.700	7.675		12.375
46	420	VYSOTSKAYA Nadzeya	BLR	4.300	8.025		12.325
47	464	RIPPIN Niamh	GBR	5.200	7.100		12.300
48	469	HINDERMANN M.	GER	5.300	6.950		12.250
49	408	GROSCH Hanna	AUT	4.600	7.625		12.225
50	422	PETROVA Maya	BUL	4.100	8.025		12.125
51	412	EGGERMONT Jolien	BEL	5.100	6.925		12.025
52	424	MILEVA Ralitsa	BUL	4.800	7.175		11.975
53	523	CHOON Alexandra	POR	4.800	7.125		11.925
54	409	MADER Jasmin	AUT	4.400	7.450		11.850
55	540	NOVAK Fiona	SLO	4.600	7.225		11.825
56	441	HULGAARD Mette	DEN	4.600	7.150		11.750
57	558	ASLAN Sema Fidel	TUR	4.500	7.225		11.725
58	477	LONAI Hajnalka	HUN	4.900	6.825		11.725
59	451	URVIKKO Annika	FIN	5.000	6.725		11.725
60	490	GUDMUNDSDOTTIR Dora	ISL	4.300	7.400		11.700
61	426	ERCEG Tina	CRO	5.200	6.475		11.675
62	488	ODINSDOTTIR Tinna	ISL	4.300	7.350		11.650
63	415	CANART Alice	BEL	4.600	7.000		11.600
64	492	MAKSIUTA Valeriia	ISR	5.700	5.875		11.575
65	406	ECKER Lisa	AUT	4.700	6.825		11.525
66	553	SJOEBERG Lina	SWE	4.100	7.350		11.450
67	475	PITSIKALI Maria	GRE	4.800	6.575		11.375
68	546	KOVACOVA Ivana	SVK	5.100	6.275		11.375
69	452	LAISI Ida	FIN	4.700	6.650		11.350
70	511	SONDOV K.	NOR	4.600	6.650		11.250
71	438	DUBCEKOVA Daniela	CZE	3.500	7.725		11.225
72	467	HENZLER Dorothee	GER	4.900	6.275		11.175
73	442	KIRK Mathilde	DEN	3.900	7.200		11.100
74	446	IZURIETA Ana Maria	ESP	4.900	6.200		11.100
75	439	VEISOVA Veronika	CZE	3.800	7.150		10.950
76	482	WEDEL Sarah	IRL	4.600	6.025		10.625
77	539	BELAK Teja	SLO	5.100	5.075		10.175
78	512	BOE Sirén Elene	NOR	3.900	6.175		10.075
79	444	OFFERSGAARD Miriam	DEN	4.500	5.550		10.050
80	489	HERMANNSDOTTIR T.	ISL	3.900	6.000		9.900
81	501	SVILPAITE Laura	LTU	4.900	5.000	0.1	9.800
82	513	LARSEN T.	NOR	4.800	4.900		9.700
83	481	WALLACE Rebecca	IRL	4.100	5.325		9.425
84	431	GEORGIUO Marilena	CYP	4.400	4.825		9.225
85	401	SELAJ Riselda	ALB	3.200	4.975		8.175

RESULTS
SENIORS QUALIFICATIONS FOR COMPETITION CIII & CIV

THU 29 APR 2010 - 10:00



Rank	Bib	Name	NOC Code	D Score	E Score	Pen	Total
------	-----	------	-------------	------------	------------	-----	-------

Legend:

D Panel Difficulty judges **E** Panel Execution judges **Pen** Penalty **Q** Qualified for Beam Final **R** Reserve for Beam Final



Beam

RESULTS
SENIORS QUALIFICATIONS FOR COMPETITION CIII & CIV

THU 29 APR 2010 - 10:00



Rank	Bib	Name	NOC Code	D Score	E Score	Pen	Total
1	461	TWEDDLE Elizabeth	GBR	6.100	8.750		14.850 Q
2	531	MUSTAFINA Aliya	RUS	5.800	8.625	0.1	14.325 Q
3	528	CHELARU Diana Maria	ROU	5.700	8.450		14.150 Q
4	496	FERRARI Vanessa	ITA	5.500	8.400		13.900 Q
5	535	SEMENOVA Ksenia	RUS	5.300	8.400		13.700 Q
6	534	MYZDRIKOVA Anna	RUS	5.900	8.300	0.5	13.700
7	464	RIPPIN Niamh	GBR	5.800	7.950	0.1	13.650 Q
8	527	RACEA Elena Amelia	ROU	5.500	8.225	0.1	13.625 Q
9	456	BREVET Marine	FRA	5.300	8.350	0.1	13.550 Q
10	414	CROKET Julie	BEL	5.500	8.100	0.1	13.500 R
11	460	MOREL Pauline	FRA	5.300	8.050		13.350 R
12	563	FOMENKO Alina	UKR	5.300	8.050		13.350 R
13	562	KYSLA Angelina	UKR	5.400	7.950		13.350
14	508	MASELA Wyomi	NED	5.100	8.200		13.300
15	507	KROONEN Mayra	NED	5.400	7.950	0.1	13.250
16	500	MACRI Federica	ITA	5.000	8.200		13.200
17	565	HOLENKOVA Valentyna	UKR	5.200	8.000		13.200
18	541	KAESLIN Ariella	SUI	5.400	7.775		13.175
19	516	PIHAN-KULESZA Marta	POL	5.200	7.950		13.150
20	559	UCTAS Goksu	TUR	5.400	7.850	0.1	13.150
21	479	CSILLAG Tunde	HUN	5.100	8.000		13.100
22	543	DIACCI Jessica	SUI	5.200	7.875		13.075
23	497	PREZIOSA Elisabetta	ITA	5.000	8.125	0.1	13.025
24	545	STEINGRUBER Giulia	SUI	5.100	7.875		12.975
25	446	IZURIETA Ana Maria	ESP	5.400	7.550		12.950
26	463	HIBBERT Nicole	GBR	5.000	7.925		12.925
27	491	RABINOVITZ Roni	ISR	5.100	7.900	0.1	12.900
28	426	ERCEG Tina	CRO	5.400	7.425		12.825
29	467	HENZLER Dorothee	GER	5.100	7.675		12.775
30	492	MAKSIUTA Valeriia	ISR	4.900	7.850		12.750
31	416	ZAITSAVA Nastassia	BLR	5.300	7.600	0.2	12.700
32	412	EGGERMONT Jolien	BEL	4.800	7.800		12.600
33	470	SEITZ Elisabeth	GER	5.500	7.400	0.3	12.600
34	529	Haidu Raluca Oana	ROU	5.400	7.200		12.600
35	419	SOTNIKAVA Alina	BLR	5.100	7.425		12.525
36	473	MITRAKOU Paschalina	GRE	4.800	7.700		12.500
37	420	VYSOTSKAYA Nadzeya	BLR	5.000	7.750	0.3	12.450
38	522	KISLINSKAYA E.	POR	4.800	7.650		12.450
39	450	CARMONA URBANO A.	ESP	5.000	7.450		12.450
40	501	SVILPAITE Laura	LTU	5.100	7.425	0.1	12.425
41	451	URVIKKO Annika	FIN	5.000	7.425		12.425
42	511	SONDOV K.	NOR	5.200	7.325	0.1	12.425
43	540	NOVAK Fiona	SLO	5.100	7.275		12.375

RESULTS
SENIORS QUALIFICATIONS FOR COMPETITION CIII & CIV

THU 29 APR 2010 - 10:00



Rank	Bib	Name	NOC Code	D Score	E Score	Pen	Total
44	480	TOTH Renata	HUN	5.000	7.350		12.350
45	523	CHOON Alexandra	POR	4.600	7.725		12.325
46	448	ZALDIVAR Elena	ESP	4.700	7.600		12.300
47	517	LITEWKA Joanna	POL	4.700	7.575		12.275
48	458	DUFURNET Youna	FRA	4.900	7.275		12.175
49	506	VAN GERNER Celine	NED	5.100	7.075		12.175
50	518	JURKOWSKA Katarzyna	POL	4.900	7.625	0.4	12.125
51	474	BARMAXIZOGLOU M.	GRE	4.800	7.400	0.1	12.100
52	489	HERMANNSDOTTIR T.	ISL	4.700	7.350		12.050
53	557	OZKAN Ozlem	TUR	4.700	7.300		12.000
54	475	PITSIKALI Maria	GRE	4.400	7.775	0.2	11.975
55	415	CANART Alice	BEL	4.300	7.575		11.875
56	452	LAISI Ida	FIN	4.600	7.275		11.875
57	476	DIVEKY Luca	HUN	4.900	7.150	0.2	11.850
58	488	ODINSDOTTIR Tinna	ISL	4.400	7.500	0.1	11.800
59	438	DUBCEKOVA Daniela	CZE	4.400	7.400		11.800
60	539	BELAK Teja	SLO	4.500	7.300		11.800
61	454	PIETILAE Reeta	FIN	4.600	7.175		11.775
62	409	MADER Jasmin	AUT	4.700	7.075		11.775
63	436	SIKULOVA Jana	CZE	4.800	7.150	0.2	11.750
64	410	FA Katharina	AUT	4.600	7.125		11.725
65	524	CALVETE RODRIGUES D.	POR	4.300	7.400		11.700
66	513	LARSEN T.	NOR	4.400	7.250		11.650
67	406	ECKER Lisa	AUT	4.400	7.125		11.525
68	490	GUDMUNSDOTTIR Dora	ISL	4.500	7.275	0.3	11.475
69	536	HORVAT Carmen	SLO	4.100	7.350		11.450
70	468	HILL Lisa Katharina	GER	5.100	6.550	0.2	11.450
71	441	HULGAARD Mette	DEN	4.500	6.975	0.1	11.375
72	553	SJOEBERG Lina	SWE	4.900	6.450		11.350
73	439	VEISOVA Veronika	CZE	4.500	7.225	0.4	11.325
74	494	FINKEL Vered	ISR	4.900	6.675	0.3	11.275
75	443	FURU Mia	DEN	4.200	7.000	0.1	11.100
76	482	WEDEL Sarah	IRL	3.700	7.475	0.1	11.075
77	481	WALLACE Rebecca	IRL	4.400	6.625	0.1	10.925
78	512	BOE Sirén Elene	NOR	3.700	7.200		10.900
79	424	MILEVA Ralitsa	BUL	4.100	6.800		10.900
80	422	PETROVA Maya	BUL	4.300	6.550	0.1	10.750
81	442	KIRK Mathilde	DEN	3.400	7.125		10.525
82	556	UNLUBOZKURT Deniz	TUR	4.200	6.125		10.325
83	401	SELAJ Riselda	ALB	3.700	6.250		9.950

RESULTS
SENIORS QUALIFICATIONS FOR COMPETITION CIII & CIV

THU 29 APR 2010 - 10:00



Rank	Bib	Name	NOC Code	D Score	E Score	Pen	Total
------	-----	------	----------	---------	---------	-----	-------





Legend:

D Panel Difficulty judges **E** Panel Execution judges **Pen** Penalty **Q** Qualified for Floor Final **R** Reserve for Floor Final

 Floor

LIST OF QUALIFIERS
SENIORS TEAM FINAL

SAT 1 MAY 2010 - 15:00

Rotation				
1	FRA	SUI	ROU	NED
	GBR	UKR	ITA	RUS
2	NED	FRA	SUI	ROU
	RUS	GBR	UKR	ITA
3	ROU	NED	FRA	SUI
	ITA	RUS	GBR	UKR
4	SUI	ROU	NED	FRA
	UKR	ITA	RUS	GBR

Legend:



Vault



Uneven Bars



Beam



Floor

LIST OF QUALIFIERS
SENIORS APPARATUS FINAL

SUN 2 MAY 2010 - 15:00



Qualifying Order	Bib	Name	NOC Code	Qual. Score
1	532	NABIEVA Tatiana	RUS	14.150
2	458	DUFOURNET Youna	FRA	14.100
3	541	KAESLIN Ariella	SUI	14.087
4	533	KURBATOVA Ekaterina	RUS	14.075
5	528	CHELARU Diana Maria	ROU	13.987
6	527	RACEA Elena Amelia	ROU	13.850
7	463	HIBBERT Nicole	GBR	13.800
8	480	TOTH Renata	HUN	13.750
Reserves				
R1	492	MAKSIUTA Valeriia	ISR	13.687
R2	414	CROKET Julie	BEL	13.650
R3	466	CHUSOVITINA Oksana	GER	13.625



Qualifying Order	Bib	Name	NOC Code	Qual. Score
1	461	TWEDDLE Elizabeth	GBR	15.950
2	531	MUSTAFINA Aliya	RUS	15.200
3	561	KONONENKO Nataliya	UKR	14.825
4	532	NABIEVA Tatiana	RUS	14.825
5	458	DUFOURNET Youna	FRA	14.675
6	462	DOWNIE Rebecca	GBR	14.575
7	526	PORGRAS Ana	ROU	14.075
8	470	SEITZ Elisabeth	GER	14.000
Reserves				
R1	496	FERRARI Vanessa	ITA	13.975
R2	468	HILL Lisa Katharina	GER	13.850
R3	527	RACEA Elena Amelia	ROU	13.825







Qualifying Order	Bib	Name	NOC Code	Qual. Score
1	526	PORGRAS Ana	ROU	14.950
2	531	MUSTAFINA Aliya	RUS	14.750
3	529	HAIDU Raluca Oana	ROU	14.500
4	497	PREZIOSA Elisabetta	ITA	14.250
5	565	HOLENKOVA Valentyna	UKR	14.150
6	534	MYZDRIKOVA Anna	RUS	14.025
7	506	VAN GERNER Celine	NED	13.950
8	564	DEMYANCHUK Yana	UKR	13.950
Reserves				
R1	541	KAESLIN Ariella	SUI	13.875
R2	456	BREVET Marine	FRA	13.750
R3	470	SEITZ Elisabeth	GER	13.700









Qualifying Order	Bib	Name	NOC Code	Qual. Score
1	461	TWEDDLE Elizabeth	GBR	14.850
2	531	MUSTAFINA Aliya	RUS	14.325
3	528	CHELARU Diana Maria	ROU	14.150
4	496	FERRARI Vanessa	ITA	13.900
5	535	SEMENOVA Ksenia	RUS	13.700
6	464	RIPPIN Niamh	GBR	13.650
7	527	RACEA Elena Amelia	ROU	13.625
8	456	BREVET Marine	FRA	13.550
Reserves				
R1	414	CROKET Julie	BEL	13.500
R2	460	MOREL Pauline	FRA	13.350
R3	563	FOMENKO Alina	UKR	13.350

Legend:
Qual. Qualification Rx Reserve

 Vault  Uneven Bars  Beam  Floor







RESULTS
SENIORS TEAM FINAL

SAT 24 APR 2010 - 14:00

Rank	NOC							Total
1	GER - Germany	<u>44.625</u> (1)	41.200 (6)	43.475 (2)	47.525 (2)	44.150 (1)	45.175 (1)	266.150
2	GBR - Great Britain	<u>44.450</u> (2)	43.825 (2)	42.550 (5)	46.875 (5)	42.425 (4)	42.900 (2)	263.025
3	FRA - France	<u>42.525</u> (6)	44.525 (1)	42.675 (4)	47.025 (4)	41.975 (5)	41.375 (6)	260.100
4	ESP - Spain	<u>43.100</u> (5)	41.725 (4)	42.875 (3)	47.125 (3)	43.100 (3)	40.875 (8)	258.800
5	SUI - Switzerland	<u>42.525</u> (6)	40.100 (7)	42.225 (6)	46.125 (6)	43.950 (2)	42.225 (4)	257.150
6	ITA - Italy	<u>41.675</u> (8)	42.350 (3)	43.975 (1)	45.775 (7)	40.300 (7)	40.900 (7)	254.975
7	ROU - Romania	<u>43.675</u> (3)	41.400 (5)	41.475 (7)	48.175 (1)	38.500 (8)	41.450 (5)	254.675
8	GRE - Greece	<u>43.500</u> (4)	39.850 (8)	41.450 (8)	45.075 (8)	40.750 (6)	42.600 (3)	253.225







Note:
Underlined

Legend:

 Floor	 Pommel Horse	 Rings	 Vault	 Parallel Bars	 Horizontal Bar
--	--	---	---	---	--







RESULTS
SENIORS TEAM FINAL

SAT 24 APR 2010 - 14:00

Rank	Bib	NOC Name							Total	Ind. Ran
1 GER - Germany										
	86	BOY Philipp		14.325	14.475			15.375	44.175	(26)
	87	FAHRIG Matthias	15.125	12.650		16.175			43.950	(27)
	88	HAMBUECHEN Fabian	14.600		14.400	15.675	14.775	15.175	74.625	(7)
	89	NGUYEN Marcel	14.900		14.600	15.675	14.975	14.625	74.775	(6)
	90	SPIRIDONOV Evgenij		14.225			14.400		28.625	(35)
		Total	<u>44.625</u> (1)	41.200 (6)	43.475 (2)	47.525 (2)	44.150 (1)	45.175 (1)	266.150	
2 GBR - Great Britain										
	76	SMITH Louis		15.525					15.525	(38)
	77	KEATINGS Daniel		13.700		15.600	13.400	14.125	56.825	(19)
	78	PURVIS Daniel	14.950		14.100	15.575	14.700		59.325	(12)
	79	HUNTER Samuel	14.575	14.600	14.275	15.700	14.325	14.575	88.050	(1)
	80	THOMAS Kristian	14.925		14.175			14.200	43.300	(28)
		Total	<u>44.450</u> (2)	43.825 (2)	42.550 (5)	46.875 (5)	42.425 (4)	42.900 (2)	263.025	
3 FRA - France										
	71	SABOT Hamilton	14.125	14.575	14.275		13.450	14.500	70.925	(9)
	72	TOMMASONE Cyril	14.100	15.525	13.275	15.425	13.225	13.075	84.625	(2)
	73	AIT SAID Samir	14.300		15.125	16.050			45.475	(23)
	74	RAYEPIN MOUTOUSSAMY		14.425		15.550			29.975	(31)
	75	CUCHERAT Yann					15.300	13.800	29.100	(34)
		Total	<u>42.525</u> (6)	44.525 (1)	42.675 (4)	47.025 (4)	41.975 (5)	41.375 (6)	260.100	
4 ESP - Spain										
	61	MARTINEZ Rafael	14.650	14.325			14.475	14.775	58.225	(15)
	62	BOTELLA PEREZ Isaac	13.775			16.000			29.775	(32)
	63	MUNOZ Sergio		13.450	14.400	15.950		14.125	57.925	(17)
	64	GOMEZ FUERTES Javier	14.675		14.075	15.175	14.125		58.050	(16)
	65	CARBALLO Manuel		13.950	14.400		14.500	11.975	54.825	(21)
		Total	<u>43.100</u> (5)	41.725 (4)	42.875 (3)	47.125 (3)	43.100 (3)	40.875 (8)	258.800	
5 SUI - Switzerland										
	176	CAPELLI Claudio	14.900	13.725		15.600	14.425		58.650	(13)
	177	FISCHER Lucas					14.950	14.700	29.650	(33)
	178	GISI Roman	13.850	12.350	13.625	15.700		13.575	69.100	(11)
	179	RAMSEIER Mark	13.775	14.025	14.200				42.000	(30)
	180	BOESCHENSTEIN N.			14.400	14.825	14.575	13.950	57.750	(18)
		Total	<u>42.525</u> (6)	40.100 (7)	42.225 (6)	46.125 (6)	43.950 (2)	42.225 (4)	257.150	







RESULTS
SENIORS TEAM FINAL

SAT 24 APR 2010 - 14:00

Rank	Bib	NOC Name							Total	Ind. Ran
6 ITA - Italy										
	117	MORANDI Matteo	13.775		15.475	15.200	14.175		58.625	(14)
	118	OTTAVI Paolo	13.875	13.650	14.950	15.025	11.950	13.875	83.325	(4)
	119	BUSNARI Alberto		14.950			14.175	13.950	43.075	(29)
	120	PRINCIPI Paolo	14.025	13.750	13.550	15.550		13.075	69.950	(10)
		Total	<u>41.675</u> (8)	42.350 (3)	43.975 (1)	45.775 (7)	40.300 (7)	40.900 (7)	254.975	
7 ROU - Romania										
	156	KOCZI Flavius	14.950	14.575	14.050	16.450	14.550		74.575	(8)
	157	BUCUR Adrian	14.350	12.625	13.550			13.700	54.225	(22)
	158	BUIDOSO Ovidiu		14.200		15.675	12.800	13.950	56.625	(20)
	159	JIVAN Alin Sandu	14.375		13.875	16.050			44.300	(24)
	160	IANCU C.					11.150	13.800	24.950	(37)
		Total	<u>43.675</u> (3)	41.400 (5)	41.475 (7)	48.175 (1)	38.500 (8)	41.450 (5)	254.675	
8 GRE - Greece										
	91	LYMPANOVNOS Christos	13.875	13.500	13.900	15.475	14.125	13.575	84.450	(3)
	92	MARKOUSIS Dimitrios	14.725	12.850	13.925	14.025	11.325	13.850	80.700	(5)
	93	MARAS Vlasios		13.500		15.575		15.175	44.250	(25)
	94	KOSMIDIS Eleftherios	14.900		13.625				28.525	(36)
	95	TSOLAKIDIS Vasileios					15.300		15.300	(39)
		Total	<u>43.500</u> (4)	39.850 (8)	41.450 (8)	45.075 (8)	40.750 (6)	42.600 (3)	253.225	







Note:
Underlined

Legend:
Ind. Individual

 Floor
  Pommel Horse
  Rings
  Vault
  Parallel Bars
  Horizontal Bar







TEAM DETAILED RESULTS
JUNIORS TEAM COMPETITION AND QUALIFICATIONS FOR CII & CIII

THU 22 APR 2010 - 20:00

Rank	Bib	NOC Name							Total	Ind. Ran
1 GBR - Great Britain										
266	OLDHAM Sam	14.450	13.700	13.700	15.100	13.525	13.725	84.200	(1)	
267	BECKFORD Reiss	14.075	13.050	14.275	14.850	13.925	13.625	83.800	(3)	
268	WHITLOCK Max	14.150	14.650	13.875	15.100	13.775	12.600	84.150	(2)	
269	BAINES Frank	13.750	13.750	13.150	14.650	13.925	12.950	82.175	(6)	
270	MACKENZIE Cameron	13.500	12.775	13.050	15.325	13.775	13.075	81.500	(10)	
Total			42.675 (1)	42.100 (1)	41.850 (1)	<u>45.525</u> (3)	41.625 (1)	40.425 (2)	254.200	
2 SUI - Switzerland										
356	RIZZO Marco	13.825	12.125	13.300	14.850	13.275	13.000	80.375	(16)	
357	YUSOF Eddy	13.675	12.975	13.450	14.625	13.775	12.475	80.975	(13)	
358	MEIER Michael	13.675	12.650	12.500	15.400	13.625	13.200	81.050	(12)	
359	HEGI Oliver	11.775	13.575	11.900	11.900	14.000	13.875	77.025	(33)	
360	BRAEGGER Pablo	13.750	11.325	13.500	15.425	13.675	13.625	81.300	(11)	
Total			<u>41.250</u> (4)	39.200 (3)	40.250 (4)	45.675 (1)	41.450 (2)	40.700 (1)	248.525	
3 FRA - France										
261	ZONA Jim	13.625	12.625	13.450	15.125	14.025	13.425	82.275	(5)	
262	VANACKER Mathieu	13.725	12.575	12.700	15.325	13.700	12.950	80.975	(14)	
263	PROST Brandon	13.500	13.025	12.450	15.050	13.275	12.125	79.425	(24)	
264	PHILIPPE Mathias	13.775	5.875	13.325	14.650	13.200	11.150	71.975	(65)	
265	MICHOLET Stephen	13.050	9.150	14.250	14.500	12.500		63.450	(100)	
Total			<u>41.125</u> (5)	38.225 (4)	41.025 (3)	45.500 (4)	41.000 (4)	38.500 (8)	245.375	
4 ROU - Romania										
336	MUNTEAN A.	13.950	12.900	13.900	15.425	14.175	13.400	83.750	(4)	
337	RADEANU D.	13.150	11.950	12.750	15.050	12.575	13.175	78.650	(26)	
338	GROZA Andrei Ioan	14.125		12.775	14.875	10.900	11.375	64.050	(96)	
339	NISTOR I.		12.000	13.350	0.000	13.225	11.950	50.525	(109)	
340	KOTRONG A.	14.075	12.675		14.750		12.850	54.350	(107)	
Total			<u>42.150</u> (2)	37.575 (5)	40.025 (5)	45.350 (6)	39.975 (7)	39.425 (3)	244.500	
5 GER - Germany										
271	KEIL C.	13.175	12.725	1.825	14.775	13.825	12.875	69.200	(81)	
272	HERDER Philipp	13.700	12.075	12.075	14.600	12.875	13.175	78.500	(27)	
273	JURSCH Christopher	13.375	13.425	13.275	15.000	13.675	13.250	82.000	(8)	
274	RITTSCHIK Ivan	13.825	12.350	13.250	0.000	12.125	11.600	63.150	(101)	
275	WEINERT Daniel	13.275	13.350	12.700	14.500	13.550	12.775	80.150	(18)	
Total			<u>40.900</u> (6)	39.500 (2)	39.225 (6)	44.375 (9)	41.050 (3)	39.300 (4)	244.350	







TEAM DETAILED RESULTS
JUNIORS TEAM COMPETITION AND QUALIFICATIONS FOR CII & CIII

THU 22 APR 2010 - 20:00

Rank	Bib	NOC Name							Total	Ind. Ran
6 BEL - Belgium										
	216	KENIS Daan	13.800	12.500	12.800	14.625	13.125	12.850	79.700	(22)
	217	NEUTELEERS Thomas	13.850	11.150	13.600	15.200	13.500	12.775	80.075	(19)
	218	THYS Tomas	13.800	11.575	12.775	15.525	12.800	11.650	78.125	(29)
	219	VERBAEYS Jimmy	12.800	13.100	9.925	14.675	13.150	13.225	76.875	(35)
	220	SIEMON Volkaert	14.250	11.675		14.950	11.725		52.600	(108)
		Total	<u>41.900</u> (3)	37.275 (7)	39.175 (7)	45.675 (1)	39.775 (8)	38.850 (7)	242.650	
7 ESP - Spain										
	251	GONZALEZ Fabian	14.050	11.275	12.700	15.550	12.150	13.875	79.600	(23)
	252	ABAD Nestor	13.350	12.075	14.000	15.600	13.700	13.400	82.125	(7)
	253	PEREZ MARCHANT J.	13.125		13.200	14.225	11.600	11.725	63.875	(99)
	254	ALONSO CALVO Adria	13.000	11.475	10.150	13.450	13.250	10.250	71.575	(67)
	255	TALLON FERNANDEZ A.		7.175	13.950		13.475	12.025	46.625	(111)
		Total	<u>40.525</u> (8)	34.825 (14)	41.150 (2)	45.375 (5)	40.425 (5)	39.300 (4)	241.600	
8 ITA - Italy										
	301	EDALLI Ludovico	13.475	12.600	13.275	14.625	13.325	13.125	80.425	(15)
	302	DE VECCHIS Tommaso	13.575	12.650	12.700	14.200	13.150	12.675	78.950	(25)
	303	POLINI Giancarlo			12.500		12.825	13.175	38.500	(115)
	304	LODADIO Marco	13.300	11.925	13.175	15.950			54.350	(106)
	305	VINCENZI Aramis	13.725	12.250		14.650	12.950	11.875	65.450	(92)
		Total	<u>40.775</u> (7)	37.500 (6)	39.150 (8)	45.225 (7)	39.425 (10)	38.975 (6)	241.050	
9 NED - Netherlands										
	316	BLETTERMAN Michel	13.325	12.875	13.225	14.375	13.475	12.525	79.800	(20)
	317	SMINK Glenn	13.075	12.075	12.225	15.450	12.850	12.475	78.150	(28)
	318	KOSZTKA Karl	13.225	11.200	12.625	14.450	11.675	12.475	75.650	(43)
	319	ZUIDEMA Justen	12.675	10.675	12.625	13.550	12.725	11.650	73.900	(53)
	320	LOVDAHL Conor	12.750	10.700	12.100	14.375	12.350	12.700	74.975	(46)
		Total	<u>39.625</u> (13)	36.150 (8)	38.475 (9)	44.275 (10)	39.050 (11)	37.700 (11)	235.275	
10 HUN - Hungary										
	281	MAKRA Laszlo	13.175	10.250	11.450	12.725	12.625	12.450	72.675	(57)
	282	VAGNER Levente	13.350	12.850	13.425	14.150	13.100	12.925	79.800	(21)
	283	TOTH Levente	13.450	10.850	11.750	14.400	13.050	12.575	76.075	(40)
	284	SELMECZI Bank	12.700	10.425	12.100	13.750	12.925	10.525	72.425	(62)
	285	BABOS Adam	13.550	12.175	11.150	14.525	13.575	10.825	75.800	(42)
		Total	<u>40.350</u> (9)	35.875 (9)	37.275 (11)	43.075 (14)	39.725 (9)	37.950 (9)	234.250	







TEAM DETAILED RESULTS
JUNIORS TEAM COMPETITION AND QUALIFICATIONS FOR CII & CIII

THU 22 APR 2010 - 20:00

Rank	Bib	NOC Name							Total	Ind. Ran
11 GRE - Greece										
	276	ILIOPOULOS Nikolaos	13.575	11.400	12.100	14.325	13.225	11.500	76.125	(39)
	277	CHATZIEFSTATHIOU G.	13.350	12.825	11.300	14.400	13.675	12.475	78.025	(30)
	278	KONSTANTINIDIS C.	12.825	11.075	13.050	14.675	12.575	10.650	74.850	(49)
	279	KONSTANTINIDIS K.	13.175		13.275	14.250			40.700	(112)
	280	KOULIS M.	12.650	10.050	12.025	13.700	13.325	11.400	73.150	(54)
		Total	40.100 (10)	35.300 (11)	38.425 (10)	43.400 (12)	40.225 (6)	35.375 (16)	232.825	
12 NOR - Norway										
	321	SKJERAHAUG Stian	13.300	12.975	12.250	14.550	12.450	12.075	77.600	(32)
	322	ANDREASSEN Haakon	13.125	11.325	12.125	15.400	13.125	11.175	76.275	(36)
	323	ANDERSEN K.	13.375	9.875	5.600	14.500	12.600	10.525	66.475	(90)
	324	ULVEN Peder	12.650	8.800	11.350	13.825	12.975	11.875	71.475	(69)
	325	PLANKE Lars Joyce	13.025	10.950	12.550	13.700	12.350	11.850	74.425	(51)
		Total	39.800 (12)	35.250 (12)	36.925 (12)	44.450 (8)	38.700 (13)	35.800 (14)	230.925	
13 CYP - Cyprus										
	236	KRASIAS Dimitris			13.175		13.700	13.450	40.325	(113)
	237	KRASIAS Michalis	13.175	11.750	11.600	14.325	12.325	12.050	75.225	(44)
	238	SOLEAS Christos	12.875	9.300		14.450	12.800		49.425	(110)
	239	LOUCAIDES Stefanos	12.600	10.300	10.275	12.450		11.350	56.975	(104)
	240	PAPAEVRIPIDOU Xenios	12.325	10.950	10.450	14.100	12.475	12.300	72.600	(59)
		Total	38.650 (18)	33.000 (17)	35.225 (13)	42.875 (15)	38.975 (12)	37.800 (10)	226.525	
14 TUR - Turkey										
	366	ARICAN Ferhat	12.850	10.750	12.400	15.425	13.750	10.625	75.800	(41)
	367	ARABACIOGLU Emre	12.400	7.625	8.900	13.450	10.925	11.700	65.000	(94)
	368	ONDER Ahmet	12.550	12.450	8.475	13.025	11.650	11.700	69.850	(78)
	369	COLAK Ibrahim	12.450	11.275	12.325	14.050	12.950	11.650	74.700	(50)
	370	AKDOGAN Semih	12.350	5.625	10.500	13.725	10.875	3.600	56.675	(105)
		Total	37.850 (20)	34.475 (15)	35.225 (13)	43.200 (13)	38.350 (14)	35.050 (17)	224.150	
15 AUT - Austria										
	206	BAUER Alwin	12.250	10.200	11.050	13.650	12.800	11.475	71.425	(72)
	207	FRICK Juergen	13.650	10.000	11.825	14.125	12.525	10.075	72.200	(63)
	208	FUSSENEGGER Michael	13.300	10.950	10.875	14.300	12.875	12.075	74.375	(52)
	209	KRANZLMUELLER S.	12.650	11.675	11.375	13.525	12.325	11.575	73.125	(55)
	210	SCHWAB Johannes	12.875	11.050	9.925	13.475	12.250	12.250	71.825	(66)
		Total	39.825 (11)	33.675 (16)	34.250 (15)	42.075 (18)	38.200 (15)	35.900 (13)	223.925	

TEAM DETAILED RESULTS
JUNIORS TEAM COMPETITION AND QUALIFICATIONS FOR CII & CIII

THU 22 APR 2010 - 20:00

Rank	Bib	NOC Name							Total	Ind. Ran
16 SVK - Slovakia										
	361	MICHNAK Slavomir	13.300	12.225	11.425	13.725	12.850	12.650	76.175	(38)
	362	ARGALAS Martin	12.900	11.175	10.775	13.775	12.725	10.800	72.150	(64)
	363	VARGOVSKY Ivan	12.725	11.675	11.800	14.625	11.525	9.100	71.450	(70)
	364	KISS Michal	12.800	10.775	9.850	13.025	12.500	10.750	69.700	(80)
	365	MARCAK Eduard	12.700			13.550			26.250	(121)
		Total	39.000 (15)	35.075 (13)	34.000 (16)	42.125 (17)	38.075 (16)	34.200 (19)	222.475	
17 FIN - Finland										
	256	NIVA Heikki	12.825	12.075	11.175	14.675	13.050	12.450	76.250	(37)
	257	HOLOPAINEN Kasper	12.675	3.525	10.500	14.350	12.200	11.800	65.050	(93)
	258	PAIVANEN Jimi	12.350	5.325	11.550	13.775	11.850	11.900	66.750	(89)
	259	LAULUMAA Petrus	13.125	10.050	11.100	15.050	12.750		62.075	(102)
	260	SAARENKETO Heikki	12.750			14.550			27.300	(119)
		Total	38.700 (17)	27.450 (23)	33.825 (18)	44.275 (10)	38.000 (17)	36.150 (12)	218.400	
18 SLO - Slovenia										
	346	PECAN Matic	13.225	9.400	11.625	13.675	12.725	11.800	72.450	(61)
	347	ZUNKO Zan	13.025	10.425	10.775	14.450	12.775	11.375	72.825	(56)
	348	MAURIC Primoz	12.525	10.425	10.125	13.550	12.125	9.675	68.425	(85)
	349	ALHADI Omar	12.150	8.075	11.325	12.500	12.325	7.600	63.975	(97)
	350	RAUTER Tine	12.725	10.725	10.850	14.425	12.425	9.275	70.425	(76)
		Total	38.975 (16)	31.575 (19)	33.800 (19)	42.550 (16)	37.925 (18)	32.850 (21)	217.675	
19 CZE - Czech Republic										
	241	RADOVESNICKY Daniel	11.775	9.850	10.975	13.325	12.850	11.900	70.675	(74)
	242	PECKA Stepan	12.050	9.600	12.375	13.400	11.675	12.450	71.550	(68)
	243	KARDOS David	12.550	10.275	5.575	13.500	12.475	11.450	65.825	(91)
	244	PAZDERA Martin	12.200	10.950	10.225	11.225	12.275	10.800	67.675	(88)
		Total	36.800 (23)	31.075 (20)	33.575 (20)	40.225 (21)	37.600 (19)	35.800 (14)	215.075	
20 CRO - Croatia										
	231	BOROSA Filip	13.250	12.375	11.375	13.900	12.550	11.450	74.900	(47)
	232	KOVACEVIC Anton	12.775	10.725	10.300	11.625	13.125	11.975	70.525	(75)
	233	KUSAN Leonardo		11.075	4.650		11.850	10.825	38.400	(116)
	234	PRPIC Renato		11.950					11.950	(124)
	235	KOROSTELJEV Andrej	13.175			14.125			27.300	(120)
		Total	39.200 (14)	35.400 (10)	26.325 (23)	39.650 (22)	37.525 (20)	34.250 (18)	212.350	

TEAM DETAILED RESULTS
JUNIORS TEAM COMPETITION AND QUALIFICATIONS FOR CII & CIII

THU 22 APR 2010 - 20:00

Rank	Bib	NOC Name							Total	Ind. Ran
21 DEN - Denmark										
	246	FRANSEN Marcus	12.675	9.100	10.850	13.500	12.150	10.500	68.775	(83)
	247	WAGNER James			10.625	12.500	12.225		35.350	(117)
	248	JOHANSEN Mathias	12.600	9.275	10.000	13.750	12.425	10.625	68.675	(84)
	249	RYDBERG Kasper	12.925	10.200	11.550	13.575	12.475	11.825	72.550	(60)
	250	RIDDER Lukas	12.475	10.475	10.125	13.475	12.200	9.350	68.100	(87)
		Total	<u>38.200</u> (19)	29.950 (21)	33.025 (21)	40.825 (20)	37.125 (21)	32.950 (20)	212.075	
22 IRL - Ireland										
	286	O'CONNOR Christopher	12.800	10.375	12.375	13.650	12.400	11.025	72.625	(58)
	287	FOX Daniel	12.250	11.000	11.800	12.150	12.025	10.700	69.925	(77)
	288	DALTON Adam	12.175			13.125			25.300	(122)
	289	O'CONNOR Matthew		8.450	9.800		10.875	10.225	39.350	(114)
		Total	<u>37.225</u> (22)	29.825 (22)	33.975 (17)	38.925 (23)	35.300 (23)	31.950 (22)	207.200	
23 SRB - Serbia										
	351	MAROVIC Bozidar				13.150	12.600	5.075	30.825	(118)
	352	ILIC Gavriilo	11.000	11.025	6.350	13.775	12.200	9.600	63.950	(98)
	353	DORDEVIC Dusan	12.625	11.200	10.475	13.450	11.100	9.950	68.800	(82)
	354	MRDENOVIC Nikola	12.275	4.375	9.375	13.450	10.700	9.800	59.975	(103)
	355	DEJANOVIC Bojan	12.525	10.025	9.325	13.625	12.075	10.525	68.100	(86)
		Total	37.425 (21)	32.250 (18)	29.175 (22)	<u>40.850</u> (19)	36.875 (22)	30.275 (23)	206.850	

Note:
Underlined totals indicate starting apparatus.
Italics indicate the low (non-counting) score.

Legend:
Ind. Individual Q Qualified for Team Final

Floor Pommel Horse Rings Vault Parallel Bars Horizontal Bar

RESULTS

JUNIORS TEAM COMPETITION AND QUALIFICATIONS FOR CII & CIII







THU 22 APR 2010 - 10:00

Rank	Bib	Name	NOC Code							Total
1	266	OLDHAM Sam	GBR	14.450	13.700	13.700	<u>15.100</u>	13.525	13.725	84.200 Q
2	268	WHITLOCK Max	GBR	14.150	14.650	13.875	<u>15.100</u>	13.775	12.600	84.150 Q
3	267	BECKFORD Reiss	GBR	14.075	13.050	14.275	<u>14.850</u>	13.925	13.625	83.800
4	336	MUNTEAN A.	ROU	13.950	12.900	13.900	15.425	<u>14.175</u>	13.400	83.750 Q
5	261	ZONA Jim	FRA	13.625	12.625	13.450	15.125	14.025	<u>13.425</u>	82.275 Q
6	269	BAINES Frank	GBR	13.750	13.750	13.150	<u>14.650</u>	13.925	12.950	82.175
7	252	ABAD Nestor	ESP	13.350	<u>12.075</u>	14.000	15.600	13.700	13.400	82.125 Q
8	273	JURSCH Christopher	GER	13.375	13.425	13.275	15.000	<u>13.675</u>	13.250	82.000 Q
9	201	DAVTYAN Artur	ARM	13.200	<u>13.150</u>	13.975	15.550	13.250	12.550	81.675 Q
10	270	MACKENZIE Cameron	GBR	13.500	12.775	13.050	<u>15.325</u>	13.775	13.075	81.500
11	360	BRAEGGER Pablo	SUI	13.750	11.325	13.500	15.425	13.675	13.625	81.300 Q
12	358	MEIER Michael	SUI	13.675	12.650	12.500	15.400	13.625	13.200	81.050 Q
13	357	YUSOF Eddy	SUI	13.675	12.975	13.450	14.625	13.775	12.475	80.975
14	262	VANACKER Mathieu	FRA	13.725	12.575	12.700	15.325	13.700	<u>12.950</u>	80.975 Q
15	301	EDALLI Ludovico	ITA	13.475	12.600	13.275	14.625	13.325	<u>13.125</u>	80.425 Q
16	356	RIZZO Marco	SUI	13.825	12.125	13.300	14.850	13.275	13.000	80.375
17	202	VARDANYAN Vahan	ARM	13.350	<u>12.925</u>	13.675	14.350	12.925	13.050	80.275 Q
18	275	WEINERT Daniel	GER	13.275	13.350	12.700	14.500	<u>13.550</u>	12.775	80.150 Q
19	217	NEUTELEERS Thomas	BEL	13.850	11.150	13.600	<u>15.200</u>	13.500	12.775	80.075 Q
20	316	BLETTERMAN Michel	NED	13.325	<u>12.875</u>	13.225	14.375	13.475	12.525	79.800 Q
21	282	VAGNER Levente	HUN	<u>13.350</u>	12.850	13.425	14.150	13.100	12.925	79.800 Q
22	216	KENIS Daan	BEL	13.800	12.500	12.800	<u>14.625</u>	13.125	12.850	79.700 Q
23	251	GONZALEZ Fabian	ESP	14.050	<u>11.275</u>	12.700	15.550	12.150	13.875	79.600 Q
24	263	PROST Brandon	FRA	13.500	13.025	12.450	15.050	13.275	<u>12.125</u>	79.425
25	302	DE VECCHIS Tommaso	ITA	13.575	12.650	12.700	14.200	13.150	<u>12.675</u>	78.950 Q
26	337	RADEANU D.	ROU	13.150	11.950	12.750	15.050	<u>12.575</u>	13.175	78.650 Q
27	272	HERDER Philipp	GER	13.700	12.075	12.075	14.600	<u>12.875</u>	13.175	78.500
28	317	SMINK Glenn	NED	13.075	<u>12.075</u>	12.225	15.450	12.850	12.475	78.150 Q
29	218	THYS Tomas	BEL	13.800	11.575	12.775	<u>15.525</u>	12.800	11.650	78.125
30	277	CHATZIEFSTATHIOU G.	GRE	13.350	12.825	11.300	14.400	13.675	<u>12.475</u>	78.025 Q
31	332	MARTINS Ricardo	POR	12.675	<u>12.125</u>	12.675	14.400	13.300	12.625	77.800 Q
32	321	SKJERAHAUG Stian	NOR	13.300	12.975	<u>12.250</u>	14.550	12.450	12.075	77.600 Q
33	359	HEGI Oliver	SUI	11.775	13.575	11.900	11.900	14.000	13.875	77.025
34	326	BORKOWSKI Lukasz	POL	13.025	11.850	<u>12.725</u>	14.650	11.900	12.825	76.975 R
35	219	VERBAEYS Jimmy	BEL	12.800	13.100	9.925	<u>14.675</u>	13.150	13.225	76.875
36	322	ANDREASSEN Haakon	NOR	13.125	11.325	<u>12.125</u>	15.400	13.125	11.175	76.275 R
37	256	NIVA Heikki	FIN	<u>12.825</u>	12.075	11.175	14.675	13.050	12.450	76.250 R
38	361	MICHNAK Slavomir	SVK	13.300	12.225	11.425	13.725	<u>12.850</u>	12.650	76.175 R
39	276	ILIOPOULOS Nikolaos	GRE	13.575	11.400	12.100	14.325	13.225	<u>11.500</u>	76.125
40	283	TOTH Levente	HUN	<u>13.450</u>	10.850	11.750	14.400	13.050	12.575	76.075
41	366	ARICAN Ferhat	TUR	12.850	10.750	12.400	<u>15.425</u>	13.750	10.625	75.800
42	285	BABOS Adam	HUN	<u>13.550</u>	12.175	11.150	14.525	13.575	10.825	75.800
43	318	KOSZTKA Karl	NED	13.225	<u>11.200</u>	12.625	14.450	11.675	12.475	75.650
44	237	KRASIAS Michalis	CYP	13.175	11.750	11.600	14.325	<u>12.325</u>	12.050	75.225
45	306	TVOROGAL Robert	LTU	12.025	<u>11.150</u>	11.650	14.250	12.575	13.500	75.150
46	320	LOVDAHL Conor	NED	12.750	<u>10.700</u>	12.100	14.375	12.350	12.700	74.975
47	231	BOROSA Filip	CRO	13.250	12.375	11.375	13.900	<u>12.550</u>	11.450	74.900
48	331	FRAGOSO Francisco	POR	12.925	<u>10.525</u>	12.900	14.625	12.125	11.775	74.875

RESULTS







JUNIORS TEAM COMPETITION AND QUALIFICATIONS FOR CII & CIII

THU 22 APR 2010 - 10:00

Rank	Bib	Name	NOC Code							Total
49	278	KONSTANTINIDIS C.	GRE	12.825	11.075	13.050	14.675	12.575	<u>10.650</u>	74.850
50	369	COLAK Ibrahim	TUR	12.450	11.275	12.325	<u>14.050</u>	12.950	11.650	74.700
51	325	PLANKE Lars Joyce	NOR	13.025	10.950	<u>12.550</u>	13.700	12.350	11.850	74.425
52	208	FUSSENEGGER Michael	AUT	13.300	10.950	10.875	14.300	12.875	12.075	74.375
53	319	ZUIDEMA Justen	NED	12.675	<u>10.675</u>	12.625	13.550	12.725	11.650	73.900
54	280	KOULIS M.	GRE	12.650	10.050	12.025	13.700	13.325	<u>11.400</u>	73.150
55	209	KRANZLMUELLER S.	AUT	12.650	11.675	11.375	13.525	12.325	11.575	73.125
56	347	ZUNKO Zan	SLO	13.025	<u>10.425</u>	10.775	14.450	12.775	11.375	72.825
57	281	MAKRA Laszlo	HUN	<u>13.175</u>	10.250	11.450	12.725	12.625	12.450	72.675
58	286	O'CONNOR Christopher	IRL	<u>12.800</u>	10.375	12.375	13.650	12.400	11.025	72.625
59	240	PAPAEVRIPIDOU Xenios	CYP	12.325	10.950	10.450	14.100	<u>12.475</u>	12.300	72.600
60	249	RYDBERG Kasper	DEN	12.925	10.200	11.550	13.575	12.475	<u>11.825</u>	72.550
61	346	PECAN Matic	SLO	13.225	<u>9.400</u>	11.625	13.675	12.725	11.800	72.450
62	284	SELMECZI Bank	HUN	<u>12.700</u>	10.425	12.100	13.750	12.925	10.525	72.425
63	207	FRICK Juergen	AUT	13.650	10.000	11.825	14.125	12.525	10.075	72.200
64	362	ARGALAS Martin	SVK	12.900	11.175	10.775	13.775	<u>12.725</u>	10.800	72.150
65	264	PHILIPPE Mathias	FRA	13.775	5.875	13.325	14.650	13.200	<u>11.150</u>	71.975
66	210	SCHWAB Johannes	AUT	12.875	11.050	9.925	13.475	12.250	12.250	71.825
67	254	ALONSO CALVO Adria	ESP	13.000	<u>11.475</u>	10.150	13.450	13.250	10.250	71.575
68	242	PECKA Stepan	CZE	12.050	9.600	12.375	13.400	11.675	<u>12.450</u>	71.550
69	324	ULVEN Peder	NOR	12.650	8.800	<u>11.350</u>	13.825	12.975	11.875	71.475
70	363	VARGOVSKY Ivan	SVK	12.725	11.675	11.800	14.625	<u>11.525</u>	9.100	71.450
71	307	KUZMICKAS Tomas	LTU	13.250	<u>10.425</u>	11.250	13.200	12.950	10.375	71.450
72	206	BAUER Alwin	AUT	12.250	10.200	11.050	13.650	12.800	11.475	71.425
73	311	CROVETTO Kevin	MON	11.875	8.250	11.750	<u>14.500</u>	12.350	12.225	70.950
74	241	RADOVESNICKY Daniel	CZE	11.775	9.850	10.975	13.325	12.850	<u>11.900</u>	70.675
75	232	KOVACEVIC Anton	CRO	12.775	10.725	10.300	11.625	<u>13.125</u>	11.975	70.525
76	350	RAUTER Tine	SLO	12.725	<u>10.725</u>	10.850	14.425	12.425	9.275	70.425
77	287	FOX Daniel	IRL	<u>12.250</u>	11.000	11.800	12.150	12.025	10.700	69.925
78	368	ONDER Ahmet	TUR	12.550	12.450	8.475	<u>13.025</u>	11.650	11.700	69.850
79	291	GUNNARSSON Jon	ISL	11.900	10.875	10.900	13.550	<u>12.800</u>	9.800	69.825
80	364	KISS Michal	SVK	12.800	10.775	9.850	13.025	<u>12.500</u>	10.750	69.700
81	271	KEIL C.	GER	13.175	12.725	1.825	14.775	<u>13.825</u>	12.875	69.200
82	353	DORDEVIC Dusan	SRB	12.625	11.200	10.475	<u>13.450</u>	11.100	9.950	68.800
83	246	FRANSEN Marcus	DEN	12.675	9.100	10.850	13.500	12.150	<u>10.500</u>	68.775
84	248	JOHANSEN Mathias	DEN	12.600	9.275	10.000	13.750	12.425	<u>10.625</u>	68.675
85	348	MAURIC Primoz	SLO	12.525	<u>10.425</u>	10.125	13.550	12.125	9.675	68.425
86	355	DEJANOVIC Bojan	SRB	12.525	10.025	9.325	<u>13.625</u>	12.075	10.525	68.100
87	250	RIDDER Lukas	DEN	12.475	10.475	10.125	13.475	12.200	<u>9.350</u>	68.100
88	244	PAZDERA Martin	CZE	12.200	10.950	10.225	11.225	12.275	<u>10.800</u>	67.675
89	258	PAIVANEN Jimi	FIN	<u>12.350</u>	5.325	11.550	13.775	11.850	11.900	66.750
90	323	ANDERSEN K.	NOR	13.375	9.875	<u>5.600</u>	14.500	12.600	10.525	66.475
91	243	KARDOS David	CZE	12.550	10.275	5.575	13.500	12.475	<u>11.450</u>	65.825
92	305	VINCENZI Aramis	ITA	13.725	12.250		14.650	12.950	<u>11.875</u>	65.450
93	257	HOLOPAINEN Kasper	FIN	<u>12.675</u>	3.525	10.500	14.350	12.200	11.800	65.050
94	367	ARABACIOGLU Emre	TUR	12.400	7.625	8.900	<u>13.450</u>	10.925	11.700	65.000
95	211	AGHADADAYEV Elvin	AZE	11.800	9.400	9.875	12.750	10.950	<u>10.200</u>	64.975
96	338	GROZA Andrei Ioan	ROU	14.125		12.775	14.875	<u>10.900</u>	11.375	64.050

RESULTS
JUNIORS TEAM COMPETITION AND QUALIFICATIONS FOR CII & CIII

THU 22 APR 2010 - 10:00


Rank	Bib	Name	NOC Code							Total
97	349	ALHADI Omar	SLO	12.150	<u>8.075</u>	11.325	12.500	12.325	7.600	63.975
98	352	ILIC Gavriilo	SRB	11.000	11.025	6.350	<u>13.775</u>	12.200	9.600	63.950
99	253	PEREZ MARCHANT J.	ESP	13.125		<u>13.200</u>	14.225	11.600	11.725	63.875
100	265	MICHOLET Stephen	FRA	<u>13.050</u>	9.150	14.250	14.500	12.500		63.450
101	274	RITTSCHIK Ivan	GER	13.825	12.350	13.250	0.000	<u>12.125</u>	11.600	63.150
102	259	LAULUMAA Petrus	FIN	<u>13.125</u>	10.050	11.100	15.050	12.750		62.075
103	354	MRDENOVIC Nikola	SRB	12.275	4.375	9.375	<u>13.450</u>	10.700	9.800	59.975
104	239	LOUCAIDES Stefanos	CYP	12.600	10.300	10.275	12.450		11.350	56.975
105	370	AKDOGAN Semih	TUR	12.350	5.625	10.500	<u>13.725</u>	10.875	3.600	56.675
106	304	LODADIO Marco	ITA	<u>13.300</u>	11.925	13.175	15.950			54.350
107	340	KOTRONG A.	ROU	14.075	12.675		14.750		12.850	54.350
108	220	SIEMON Volkaert	BEL	14.250	11.675		<u>14.950</u>	11.725		52.600
109	339	NISTOR I.	ROU		12.000	13.350	0.000	<u>13.225</u>	11.950	50.525
110	238	SOLEAS Christos	CYP	12.875	9.300		14.450	<u>12.800</u>		49.425
111	255	TALLON FERNANDEZ A.	ESP		<u>7.175</u>	13.950		13.475	12.025	46.625
112	279	KONSTANTINIDIS K.	GRE	13.175		13.275	14.250			40.700
113	236	KRASIAS Dimitris	CYP			13.175		<u>13.700</u>	13.450	40.325
114	289	O'CONNOR Matthew	IRL		<u>8.450</u>	9.800		10.875	10.225	39.350
115	303	POLINI Giancarlo	ITA			12.500		12.825	<u>13.175</u>	38.500
116	233	KUSAN Leonardo	CRO		11.075	4.650		<u>11.850</u>	10.825	38.400
117	247	WAGNER James	DEN			<u>10.625</u>	12.500	12.225		35.350
118	351	MAROVIC Bozidar	SRB				<u>13.150</u>	12.600	5.075	30.825
119	260	SAARENKETO Heikki	FIN	<u>12.750</u>			14.550			27.300
120	235	KOROSTELJEV Andrej	CRO	13.175			14.125			27.300
121	365	MARCAK Eduard	SVK	<u>12.700</u>			13.550			26.250
122	288	DALTON Adam	IRL	<u>12.175</u>			13.125			25.300
123	327	CECOT Sebastian	POL				<u>15.000</u>			15.000
124	234	PRPIC Renato	CRO		11.950					11.950

Note:

Underlined totals indicates starting apparatus

Legend:

Q Qualified for All-Around Final R Reserve for All-Around Final

 Floor  Pommel Horse  Rings  Vault  Parallel Bars  Horizontal Bar

RESULTS

JUNIORS TEAM COMPETITION AND QUALIFICATIONS FOR CII & CIII

THU 22 APR 2010 - 10:00



Rank	Bib	Name	NOC Code	D Score	E Score	Pen	Total
1	266	OLDHAM Sam	GBR	5.300	9.150		14.450 Q
2	220	SIEMON Volkaert	BEL	5.300	9.050	0.1	14.250 Q
3	268	WHITLOCK Max	GBR	5.200	8.950		14.150 Q
4	338	GROZA Andrei Ioan	ROU	5.100	9.025		14.125 Q
5	267	BECKFORD Reiss	GBR	5.300	8.775		14.075
6	340	KOTRONG A.	ROU	5.500	8.575		14.075 Q
7	251	GONZALEZ Fabian	ESP	5.300	8.750		14.050 Q
8	336	MUNTEAN A.	ROU	5.400	8.550		13.950
9	217	NEUTELEERS Thomas	BEL	4.900	8.950		13.850 Q
10	274	RITTSCHIK Ivan	GER	5.000	8.825		13.825 Q
11	356	RIZZO Marco	SUI	5.400	8.525	0.1	13.825 R
12	216	KENIS Daan	BEL	4.900	8.900		13.800
13	218	THYS Tomas	BEL	5.100	8.700		13.800
14	264	PHILIPPE Mathias	FRA	4.800	8.975		13.775 R
15	360	BRAEGGER Pablo	SUI	4.900	8.850		13.750 R
16	269	BAINES Frank	GBR	5.000	8.750		13.750
17	305	VINCENZI Aramis	ITA	4.800	8.925		13.725
18	262	VANACKER Mathieu	FRA	4.900	8.825		13.725
19	272	HERDER Philipp	GER	5.200	8.800	0.3	13.700
20	357	YUSOF Eddy	SUI	4.900	8.775		13.675
21	358	MEIER Michael	SUI	5.000	8.675		13.675
22	207	FRICK Juergen	AUT	5.000	8.650		13.650
23	261	ZONA Jim	FRA	5.000	8.625		13.625
24	302	DE VECCHIS Tommaso	ITA	4.600	8.975		13.575
25	276	ILIOPOULOS Nikolaos	GRE	5.200	8.375		13.575
26	285	BABOS Adam	HUN	5.000	8.650	0.1	13.550
27	263	PROST Brandon	FRA	4.700	8.800		13.500
28	270	MACKENZIE Cameron	GBR	4.800	8.700		13.500
29	301	EDALLI Ludovico	ITA	4.500	8.975		13.475
30	283	TOTH Levente	HUN	4.800	8.650		13.450
31	323	ANDERSEN K.	NOR	5.000	8.475	0.1	13.375
32	273	JURSCH Christopher	GER	5.000	8.375		13.375
33	202	VARDANYAN Vahan	ARM	4.300	9.050		13.350
34	277	CHATZIEFSTATHIOU G.	GRE	4.500	8.850		13.350
35	282	VAGNER Levente	HUN	5.100	8.750	0.5	13.350
36	252	ABAD Nestor	ESP	4.900	8.450		13.350
37	316	BLETTERMAN Michel	NED	4.800	8.525		13.325
38	208	FUSSENEGGER Michael	AUT	4.500	8.800		13.300
39	321	SKJERAHAUG Stian	NOR	4.700	8.600		13.300
40	361	MICHNAK Slavomir	SVK	4.700	8.600		13.300
41	304	LODADIO Marco	ITA	4.900	8.400		13.300
42	275	WEINERT Daniel	GER	4.400	8.875		13.275
43	231	BOROSA Filip	CRO	4.900	8.350		13.250

RESULTS

JUNIORS TEAM COMPETITION AND QUALIFICATIONS FOR CII & CIII

THU 22 APR 2010 - 10:00



Rank	Bib	Name	NOC Code	D Score	E Score	Pen	Total
44	307	KUZMICKAS Tomas	LTU	5.000	8.250		13.250
45	346	PECAN Matic	SLO	4.500	8.725		13.225
46	318	KOSZTKA Karl	NED	4.700	8.525		13.225
47	201	DAVTYAN Artur	ARM	4.300	8.900		13.200
48	237	KRASIAS Michalis	CYP	4.400	8.775		13.175
49	281	MAKRA Laszlo	HUN	4.600	8.575		13.175
50	279	KONSTANTINIDIS K.	GRE	4.600	8.575		13.175
51	271	KEIL C.	GER	4.600	8.575		13.175
52	235	KOROSTELJEV Andrej	CRO	4.900	8.575	0.3	13.175
53	337	RADEANU D.	ROU	5.200	7.950		13.150
54	259	LAULUMAA Petrus	FIN	4.300	8.825		13.125
55	253	PEREZ MARCHANT J.	ESP	4.600	8.525		13.125
56	322	ANDREASSEN Haakon	NOR	4.900	8.225		13.125
57	317	SMINK Glenn	NED	5.200	7.875		13.075
58	265	MICHOLET Stephen	FRA	4.100	8.950		13.050
59	347	ZUNKO Zan	SLO	4.300	8.725		13.025
60	325	PLANKE Lars Joyce	NOR	4.400	8.625		13.025
61	326	BORKOWSKI Lukasz	POL	4.600	8.425		13.025
62	254	ALONSO CALVO Adria	ESP	4.400	8.600		13.000
63	331	FRAGOSO Francisco	POR	4.200	8.725		12.925
64	249	RYDBERG Kasper	DEN	4.400	8.525		12.925
65	362	ARGALAS Martin	SVK	4.100	8.800		12.900
66	238	SOLEAS Christos	CYP	4.300	8.575		12.875
67	210	SCHWAB Johannes	AUT	4.400	8.475		12.875
68	366	ARICAN Ferhat	TUR	4.800	8.050		12.850
69	256	NIVA Heikki	FIN	4.600	8.325	0.1	12.825
70	278	KONSTANTINIDIS C.	GRE	5.000	7.825		12.825
71	286	O'CONNOR Christopher	IRL	4.200	8.600		12.800
72	364	KISS Michal	SVK	4.300	8.500		12.800
73	219	VERBAEYS Jimmy	BEL	4.800	8.000		12.800
74	232	KOVACEVIC Anton	CRO	4.600	8.175		12.775
75	260	SAARENKETO Heikki	FIN	4.200	8.550		12.750
76	320	LOVDAHL Conor	NED	4.600	8.150		12.750
77	363	VARGOVSKY Ivan	SVK	4.200	8.525		12.725
78	350	RAUTER Tine	SLO	4.400	8.325		12.725
79	365	MARCAK Eduard	SVK	4.100	8.600		12.700
80	284	SELMECZI Bank	HUN	4.700	8.100	0.1	12.700
81	319	ZUIDEMA Justen	NED	4.100	8.575		12.675
82	257	HOLOPAINEN Kasper	FIN	4.400	8.375	0.1	12.675
83	246	FRANSEN Marcus	DEN	4.400	8.375	0.1	12.675
84	332	MARTINS Ricardo	POR	4.600	8.175	0.1	12.675
85	209	KRANZLMUELLER S.	AUT	4.000	8.650		12.650
86	324	ULVEN Peder	NOR	4.300	8.350		12.650

RESULTS
JUNIORS TEAM COMPETITION AND QUALIFICATIONS FOR CII & CIII

THU 22 APR 2010 - 10:00



Rank	Bib	Name	NOC Code	D Score	E Score	Pen	Total
87	280	KOULIS M.	GRE	5.100	7.550		12.650
88	353	DORDEVIC Dusan	SRB	4.600	8.025		12.625
89	248	JOHANSEN Mathias	DEN	4.000	8.600		12.600
90	239	LOUCAIDES Stefanos	CYP	4.300	8.600	0.3	12.600
91	243	KARDOS David	CZE	4.300	8.250		12.550
92	368	ONDER Ahmet	TUR	4.900	7.650		12.550
93	355	DEJANOVIC Bojan	SRB	3.900	8.625		12.525
94	348	MAURIC Primoz	SLO	4.100	8.425		12.525
95	250	RIDDER Lukas	DEN	4.200	8.375	0.1	12.475
96	369	COLAK Ibrahim	TUR	4.600	7.950	0.1	12.450
97	367	ARABACIOGLU Emre	TUR	4.100	8.300		12.400
98	258	PAIVANEN Jimi	FIN	3.900	8.450		12.350
99	370	AKDOGAN Semih	TUR	4.200	8.150		12.350
100	240	PAPAEVRIPIDOU Xenios	CYP	4.500	7.925	0.1	12.325
101	354	MRDENOVIC Nikola	SRB	4.400	7.875		12.275
102	287	FOX Daniel	IRL	3.700	8.550		12.250
103	206	BAUER Alwin	AUT	4.200	8.050		12.250
104	244	PAZDERA Martin	CZE	4.000	8.200		12.200
105	288	DALTON Adam	IRL	4.300	8.275	0.4	12.175
106	349	ALHADI Omar	SLO	4.200	8.050	0.1	12.150
107	242	PECKA Stepan	CZE	3.800	8.250		12.050
108	306	TVOROGAL Robert	LTU	4.700	7.325		12.025
109	291	GUNNARSSON Jon	ISL	4.000	7.900		11.900
110	311	CROVETTO Kevin	MON	3.900	7.975		11.875
111	211	AGHADADAYEV Elvin	AZE	4.100	7.700		11.800
112	359	HEGI Oliver	SUI	3.900	7.875		11.775
113	241	RADOVESNICKY Daniel	CZE	4.600	7.175		11.775
114	352	ILIC Gavriilo	SRB	4.500	6.500		11.000

Legend:

D Panel Difficulty judges E Panel Execution judges Pen Penalty Q Qualified for Floor Final R Reserve for Floor Final

 Floor

RESULTS

JUNIORS TEAM COMPETITION AND QUALIFICATIONS FOR CII & CIII

THU 22 APR 2010 - 10:00



Rank	Bib	Name	NOC Code	D Score	E Score	Pen	Total
1	268	WHITLOCK Max	GBR	5.800	8.850		14.650 Q
2	269	BAINES Frank	GBR	4.900	8.850		13.750 Q
3	266	OLDHAM Sam	GBR	4.800	8.900		13.700
4	359	HEGI Oliver	SUI	4.900	8.675		13.575 Q
5	273	JURSCH Christopher	GER	4.600	8.825		13.425 Q
6	275	WEINERT Daniel	GER	4.800	8.550		13.350 Q
7	201	DAVTYAN Artur	ARM	4.500	8.650		13.150 Q
8	219	VERBAEYS Jimmy	BEL	4.700	8.400		13.100 Q
9	267	BECKFORD Reiss	GBR	4.300	8.750		13.050
10	263	PROST Brandon	FRA	4.700	8.325		13.025 Q
11	357	YUSOF Eddy	SUI	4.500	8.475		12.975 R
12	321	SKJERAHAUG Stian	NOR	4.900	8.075		12.975 R
13	202	VARDANYAN Vahan	ARM	4.300	8.625		12.925 R
14	336	MUNTEAN A.	ROU	4.600	8.300		12.900
15	316	BLETTERMAN Michel	NED	4.400	8.475		12.875
16	282	VAGNER Levente	HUN	5.200	7.650		12.850
17	277	CHATZIEFSTATHIOU G.	GRE	4.500	8.325		12.825
18	270	MACKENZIE Cameron	GBR	4.500	8.275		12.775
19	271	KEIL C.	GER	4.500	8.225		12.725
20	340	KOTRONG A.	ROU	5.000	7.675		12.675
21	302	DE VECCHIS Tommaso	ITA	4.600	8.050		12.650
22	358	MEIER Michael	SUI	4.700	7.950		12.650
23	261	ZONA Jim	FRA	4.400	8.225		12.625
24	301	EDALLI Ludovico	ITA	4.400	8.200		12.600
25	262	VANACKER Mathieu	FRA	4.300	8.275		12.575
26	216	KENIS Daan	BEL	4.300	8.200		12.500
27	368	ONDER Ahmet	TUR	4.300	8.150		12.450
28	231	BOROSA Filip	CRO	4.400	7.975		12.375
29	274	RITTSCHIK Ivan	GER	4.900	7.450		12.350
30	305	VINCENZI Aramis	ITA	4.400	7.850		12.250
31	361	MICHNAK Slavomir	SVK	5.100	7.125		12.225
32	285	BABOS Adam	HUN	4.100	8.075		12.175
33	356	RIZZO Marco	SUI	3.900	8.225		12.125
34	332	MARTINS Ricardo	POR	4.300	7.825		12.125
35	256	NIVA Heikki	FIN	4.000	8.075		12.075
36	252	ABAD Nestor	ESP	4.300	7.775		12.075
37	317	SMINK Glenn	NED	4.400	7.675		12.075
38	272	HERDER Philipp	GER	4.800	7.275		12.075
39	339	NISTOR I.	ROU	4.200	7.800		12.000
40	337	RADEANU D.	ROU	4.600	7.350		11.950
41	234	PRPIC Renato	CRO	4.600	7.350		11.950
42	304	LODADIO Marco	ITA	4.300	7.625		11.925
43	326	BORKOWSKI Lukasz	POL	4.300	7.550		11.850

RESULTS

JUNIORS TEAM COMPETITION AND QUALIFICATIONS FOR CII & CIII

THU 22 APR 2010 - 10:00



Rank	Bib	Name	NOC Code	D Score	E Score	Pen	Total
44	237	KRASIAS Michalis	CYP	4.500	7.250		11.750
45	209	KRANZLMUELLER S.	AUT	4.100	7.575		11.675
46	363	VARGOVSKY Ivan	SVK	4.300	7.375		11.675
47	220	SIEMON Volkaert	BEL	4.800	6.875		11.675
48	218	THYS Tomas	BEL	3.600	7.975		11.575
49	254	ALONSO CALVO Adria	ESP	4.500	6.975		11.475
50	276	ILIOPOULOS Nikolaos	GRE	3.700	7.700		11.400
51	360	BRAEGGER Pablo	SUI	3.000	8.325		11.325
52	322	ANDREASSEN Haakon	NOR	3.900	7.425		11.325
53	369	COLAK Ibrahim	TUR	4.000	7.275		11.275
54	251	GONZALEZ Fabian	ESP	4.300	6.975		11.275
55	318	KOSZTKA Karl	NED	3.200	8.000		11.200
56	353	DORDEVIC Dusan	SRB	4.200	7.000		11.200
57	362	ARGALAS Martin	SVK	3.100	8.075		11.175
58	217	NEUTELEERS Thomas	BEL	4.300	6.850		11.150
59	306	TVOROGAL Robert	LTU	4.900	6.250		11.150
60	278	KONSTANTINIDIS C.	GRE	4.200	6.875		11.075
61	233	KUSAN Leonardo	CRO	4.900	6.175		11.075
62	210	SCHWAB Johannes	AUT	3.000	8.050		11.050
63	352	ILIC Gavriilo	SRB	2.900	8.125		11.025
64	287	FOX Daniel	IRL	3.300	7.700		11.000
65	208	FUSSENEGGER Michael	AUT	3.200	7.750		10.950
66	244	PAZDERA Martin	CZE	3.300	7.650		10.950
67	325	PLANKE Lars Joyce	NOR	3.500	7.450		10.950
68	240	PAPAEVRIPIDOU Xenios	CYP	3.900	7.050		10.950
69	291	GUNNARSSON Jon	ISL	3.700	7.175		10.875
70	283	TOTH Levente	HUN	4.200	6.650		10.850
71	364	KISS Michal	SVK	3.500	7.275		10.775
72	366	ARICAN Ferhat	TUR	4.100	6.650		10.750
73	350	RAUTER Tine	SLO	3.200	7.525		10.725
74	232	KOVACEVIC Anton	CRO	3.500	7.225		10.725
75	320	LOVDAHL Conor	NED	2.900	7.800		10.700
76	319	ZUIDEMA Justen	NED	3.700	6.975		10.675
77	331	FRAGOSO Francisco	POR	4.200	6.325		10.525
78	250	RIDDER Lukas	DEN	3.200	7.275		10.475
79	347	ZUNKO Zan	SLO	3.300	7.125		10.425
80	348	MAURIC Primoz	SLO	3.500	6.925		10.425
81	307	KUZMICKAS Tomas	LTU	3.800	6.625		10.425
82	284	SELMECZI Bank	HUN	4.000	6.425		10.425
83	286	O'CONNOR Christopher	IRL	3.600	6.775		10.375
84	239	LOUCAIDES Stefanos	CYP	2.900	7.400		10.300
85	243	KARDOS David	CZE	3.000	7.275		10.275
86	281	MAKRA Laszlo	HUN	3.800	6.450		10.250

RESULTS
JUNIORS TEAM COMPETITION AND QUALIFICATIONS FOR CII & CIII

THU 22 APR 2010 - 10:00



Rank	Bib	Name	NOC Code	D Score	E Score	Pen	Total
87	249	RYDBERG Kasper	DEN	2.900	7.300		10.200
88	206	BAUER Alwin	AUT	3.100	7.100		10.200
89	259	LAULUMAA Petrus	FIN	3.000	7.050		10.050
90	280	KOULIS M.	GRE	3.700	6.350		10.050
91	355	DEJANOVIC Bojan	SRB	4.300	5.725		10.025
92	207	FRICK Juergen	AUT	2.700	7.300		10.000
93	323	ANDERSEN K.	NOR	2.900	6.975		9.875
94	241	RADOVESNICKY Daniel	CZE	3.000	6.850		9.850
95	242	PECKA Stepan	CZE	3.000	6.600		9.600
96	346	PECAN Matic	SLO	3.100	6.300		9.400
97	211	AGHADADAYEV Elvin	AZE	3.900	5.500		9.400
98	238	SOLEAS Christos	CYP	3.000	6.300		9.300
99	248	JOHANSEN Mathias	DEN	2.800	6.475		9.275
100	265	MICHOLET Stephen	FRA	3.200	5.950		9.150
101	246	FRANSEN Marcus	DEN	3.000	6.100		9.100
102	324	ULVEN Peder	NOR	3.000	5.800		8.800
103	289	O'CONNOR Matthew	IRL	2.800	5.650		8.450
104	311	CROVETTO Kevin	MON	3.200	5.050		8.250
105	349	ALHADI Omar	SLO	3.400	4.675		8.075
106	367	ARABACIOGLU Emre	TUR	2.700	4.925		7.625
107	255	TALLON FERNANDEZ A.	ESP	3.300	3.875		7.175
108	264	PHILIPPE Mathias	FRA	2.600	3.275		5.875
109	370	AKDOGAN Semih	TUR	3.500	2.125		5.625
110	258	PAIVANEN Jimi	FIN	3.200	2.125		5.325
111	354	MRDENOVIC Nikola	SRB	2.200	2.175		4.375
112	257	HOLOPAINEN Kasper	FIN	2.100	1.425		3.525

Legend:
D Panel Difficulty judges **E** Panel Execution judges **Pen** Penalty **Q** Qualified for Pommel Horse Final **R** Reserve for Pommel Horse Final

 Pommel Horse

RESULTS

JUNIORS TEAM COMPETITION AND QUALIFICATIONS FOR CII & CIII

THU 22 APR 2010 - 10:00



Rank	Bib	Name	NOC Code	D Score	E Score	Pen	Total
1	267	BECKFORD Reiss	GBR	5.100	9.175		14.275 Q
2	265	MICHOLET Stephen	FRA	5.300	8.950		14.250 Q
3	252	ABAD Nestor	ESP	5.000	9.000		14.000 Q
4	201	DAVTYAN Artur	ARM	4.700	9.275		13.975 Q
5	255	TALLON FERNANDEZ A.	ESP	4.800	9.150		13.950 Q
6	336	MUNTEAN A.	ROU	5.300	8.600		13.900 Q
7	268	WHITLOCK Max	GBR	4.700	9.175		13.875 Q
8	266	OLDHAM Sam	GBR	5.000	8.700		13.700
9	202	VARDANYAN Vahan	ARM	4.600	9.075		13.675 Q
10	217	NEUTELEERS Thomas	BEL	4.800	8.800		13.600 R
11	360	BRAEGGER Pablo	SUI	4.700	8.800		13.500 R
12	357	YUSOF Eddy	SUI	4.700	8.750		13.450 R
13	261	ZONA Jim	FRA	4.900	8.550		13.450
14	282	VAGNER Levente	HUN	4.600	8.825		13.425
15	339	NISTOR I.	ROU	4.800	8.550		13.350
16	264	PHILIPPE Mathias	FRA	4.600	8.725		13.325
17	356	RIZZO Marco	SUI	4.700	8.600		13.300
18	273	JURSCH Christopher	GER	4.800	8.475		13.275
19	301	EDALLI Ludovico	ITA	4.800	8.475		13.275
20	279	KONSTANTINIDIS K.	GRE	5.000	8.275		13.275
21	274	RITTSCHIK Ivan	GER	4.700	8.550		13.250
22	316	BLETTERMAN Michel	NED	5.000	8.225		13.225
23	253	PEREZ MARCHANT J.	ESP	4.600	8.600		13.200
24	304	LODADIO Marco	ITA	4.500	8.675		13.175
25	236	KRASIAS Dimitris	CYP	4.800	8.375		13.175
26	269	BAINES Frank	GBR	4.600	8.550		13.150
27	270	MACKENZIE Cameron	GBR	4.500	8.550		13.050
28	278	KONSTANTINIDIS C.	GRE	4.700	8.350		13.050
29	331	FRAGOSO Francisco	POR	4.600	8.300		12.900
30	216	KENIS Daan	BEL	4.000	8.800		12.800
31	338	GROZA Andrei Ioan	ROU	4.100	8.675		12.775
32	218	THYS Tomas	BEL	4.900	7.875		12.775
33	337	RADEANU D.	ROU	4.500	8.250		12.750
34	326	BORKOWSKI Lukasz	POL	4.500	8.225		12.725
35	302	DE VECCHIS Tommaso	ITA	4.200	8.500		12.700
36	251	GONZALEZ Fabian	ESP	4.300	8.400		12.700
37	275	WEINERT Daniel	GER	4.500	8.200		12.700
38	262	VANACKER Mathieu	FRA	4.700	8.000		12.700
39	332	MARTINS Ricardo	POR	4.600	8.075		12.675
40	318	KOSZTKA Karl	NED	4.300	8.325		12.625
41	319	ZUIDEMA Justen	NED	4.500	8.125		12.625
42	325	PLANKE Lars Joyce	NOR	4.100	8.450		12.550
43	358	MEIER Michael	SUI	4.300	8.200		12.500

RESULTS

JUNIORS TEAM COMPETITION AND QUALIFICATIONS FOR CII & CIII

THU 22 APR 2010 - 10:00



Rank	Bib	Name	NOC Code	D Score	E Score	Pen	Total
44	303	POLINI Giancarlo	ITA	4.600	7.900		12.500
45	263	PROST Brandon	FRA	4.100	8.350		12.450
46	366	ARICAN Ferhat	TUR	4.600	7.800		12.400
47	286	O'CONNOR Christopher	IRL	4.400	7.975		12.375
48	242	PECKA Stepan	CZE	4.500	7.875		12.375
49	369	COLAK Ibrahim	TUR	4.300	8.025		12.325
50	321	SKJERAHAUG Stian	NOR	3.800	8.450		12.250
51	317	SMINK Glenn	NED	4.200	8.025		12.225
52	322	ANDREASSEN Haakon	NOR	3.800	8.325		12.125
53	320	LOVDAHL Conor	NED	4.200	7.900		12.100
54	276	ILIOPOULOS Nikolaos	GRE	4.200	7.900		12.100
55	284	SELMECZI Bank	HUN	4.400	7.700		12.100
56	272	HERDER Philipp	GER	4.800	7.275		12.075
57	280	KOULIS M.	GRE	4.200	7.825		12.025
58	359	HEGI Oliver	SUI	3.900	8.000		11.900
59	207	FRICK Juergen	AUT	3.800	8.025		11.825
60	287	FOX Daniel	IRL	3.100	8.700		11.800
61	363	VARGOVSKY Ivan	SVK	3.800	8.000		11.800
62	283	TOTH Levente	HUN	3.600	8.150		11.750
63	311	CROVETTO Kevin	MON	3.800	7.950		11.750
64	306	TVOROGAL Robert	LTU	4.000	7.650		11.650
65	346	PECAN Matic	SLO	4.300	7.325		11.625
66	237	KRASIAS Michalis	CYP	3.700	7.900		11.600
67	258	PAIVANEN Jimi	FIN	2.700	8.850		11.550
68	249	RYDBERG Kasper	DEN	3.500	8.050		11.550
69	281	MAKRA Laszlo	HUN	4.100	7.350		11.450
70	361	MICHNAK Slavomir	SVK	3.600	7.825		11.425
71	231	BOROSA Filip	CRO	3.600	7.775		11.375
72	209	KRANZLMUELLER S.	AUT	3.600	7.775		11.375
73	324	ULVEN Peder	NOR	3.100	8.250		11.350
74	349	ALHADI Omar	SLO	3.700	7.625		11.325
75	277	CHATZIEFSTATHIOU G.	GRE	3.400	7.900		11.300
76	307	KUZMICKAS Tomas	LTU	3.700	7.550		11.250
77	256	NIVA Heikki	FIN	3.900	7.275		11.175
78	285	BABOS Adam	HUN	4.200	6.950		11.150
79	259	LAULUMAA Petrus	FIN	3.000	8.100		11.100
80	206	BAUER Alwin	AUT	3.000	8.050		11.050
81	241	RADOVESNICKY Daniel	CZE	4.000	6.975		10.975
82	291	GUNNARSSON Jon	ISL	2.900	8.000		10.900
83	208	FUSSENEGGER Michael	AUT	3.100	7.775		10.875
84	246	FRANSEN Marcus	DEN	2.400	8.450		10.850
85	350	RAUTER Tine	SLO	3.600	7.250		10.850
86	347	ZUNKO Zan	SLO	3.400	7.375		10.775

RESULTS
JUNIORS TEAM COMPETITION AND QUALIFICATIONS FOR CII & CIII

THU 22 APR 2010 - 10:00



Rank	Bib	Name	NOC Code	D Score	E Score	Pen	Total
87	362	ARGALAS Martin	SVK	3.600	7.175		10.775
88	247	WAGNER James	DEN	3.100	7.525		10.625
89	257	HOLOPAINEN Kasper	FIN	3.000	7.500		10.500
90	370	AKDOGAN Semih	TUR	3.500	7.000		10.500
91	353	DORDEVIC Dusan	SRB	3.000	7.475		10.475
92	240	PAPAEVRIPIDOU Xenios	CYP	3.700	6.750		10.450
93	232	KOVACEVIC Anton	CRO	2.900	7.400		10.300
94	239	LOUCAIDES Stefanos	CYP	3.600	6.675		10.275
95	244	PAZDERA Martin	CZE	2.300	7.925		10.225
96	254	ALONSO CALVO Adria	ESP	3.700	6.450		10.150
97	250	RIDDER Lukas	DEN	2.700	7.425		10.125
98	348	MAURIC Primoz	SLO	3.200	6.925		10.125
99	248	JOHANSEN Mathias	DEN	2.900	7.100		10.000
100	219	VERBAEYS Jimmy	BEL	3.000	6.925		9.925
101	210	SCHWAB Johannes	AUT	3.100	6.825		9.925
102	211	AGHADADAYEV Elvin	AZE	3.900	5.975		9.875
103	364	KISS Michal	SVK	2.300	7.550		9.850
104	289	O'CONNOR Matthew	IRL	2.200	7.600		9.800
105	354	MRDENOVIC Nikola	SRB	2.400	6.975		9.375
106	355	DEJANOVIC Bojan	SRB	2.500	6.825		9.325
107	367	ARABACIOGLU Emre	TUR	2.700	6.200		8.900
108	368	ONDER Ahmet	TUR	2.700	5.775		8.475
109	352	ILIC Gavriilo	SRB	2.700	3.650		6.350
110	323	ANDERSEN K.	NOR	2.100	3.500		5.600
111	243	KARDOS David	CZE	2.300	3.275		5.575
112	233	KUSAN Leonardo	CRO	2.400	2.250		4.650
113	271	KEIL C.	GER	1.400	0.425		1.825

Legend:

D Panel Difficulty judges **E** Panel Execution judges **Pen** Penalty **Q** Qualified for Rings Final **R** Reserve for Rings Final



Rings

RESULTS
JUNIORS TEAM COMPETITION AND QUALIFICATIONS FOR CII & CIII

THU 22 APR 2010 - 10:00



Rank	Bib	Name	NOC Code	Vault	D Score	E Score	Pen	Vault	Total	
1	201	DAVTYAN Artur	ARM	1	6.200	9.350		15.550	15.537	Q
				2	6.200	9.325		15.525		
2	252	ABAD Nestor	ESP	1	6.200	9.400		15.600	15.512	Q
				2	6.200	9.225		15.425		
3	251	GONZALEZ Fabian	ESP	1	6.200	9.350		15.550	15.387	Q
				2	5.800	9.425		15.225		
4	304	LODADIO Marco	ITA	1	6.600	9.350		15.950	15.350	Q
				2	5.400	9.350		14.750		
5	218	THYS Tomas	BEL	1	6.200	9.325		15.525	15.312	Q
				2	5.800	9.300		15.100		
6	360	BRAEGGER Pablo	SUI	1	6.200	9.225		15.425	15.312	Q
				2	5.800	9.400		15.200		
7	358	MEIER Michael	SUI	1	6.200	9.300	0.1	15.400	15.075	Q
				2	5.400	9.350		14.750		
8	337	RADEANU D.	ROU	1	6.200	8.950	0.1	15.050	15.075	Q
				2	6.200	9.000	0.1	15.100		
9	220	SIEMON Volkaert	BEL	1	6.200	9.050	0.3	14.950	15.025	R
				2	5.800	9.300		15.100		
10	259	LAULUMAA Petrus	FIN	1	5.800	9.250		15.050	15.012	R
				2	5.800	9.175		14.975		
11	322	ANDREASSEN Haakon	NOR	1	6.600	8.900	0.1	15.400	14.987	R
				2	5.400	9.175		14.575		
12	356	RIZZO Marco	SUI	1	6.200	8.950	0.3	14.850	14.962	
				2	5.800	9.275		15.075		
13	267	BECKFORD Reiss	GBR	1	6.200	8.750	0.1	14.850	14.937	
				2	5.800	9.225		15.025		
14	268	WHITLOCK Max	GBR	1	5.800	9.300		15.100	14.800	
				2	5.400	9.100		14.500		
15	366	ARICAN Ferhat	TUR	1	6.200	9.225		15.425	14.762	
				2	5.400	8.800	0.1	14.100		
16	278	KONSTANTINIDIS C.	GRE	1	5.800	8.875		14.675	14.662	
				2	5.400	9.250		14.650		
17	327	CECOT Sebastian	POL	1	6.600	8.500	0.1	15.000	14.400	
				2	5.800	8.300	0.3	13.800		
18	262	VANACKER Mathieu	FRA	1	6.200	9.225	0.1	15.325	14.262	
				2	4.200	9.000		13.200		
19	347	ZUNKO Zan	SLO	1	5.400	9.150	0.1	14.450	13.925	
				2	4.200	9.200		13.400		
20	257	HOLOPAINEN Kasper	FIN	1	5.400	8.950		14.350	13.850	
				2	4.200	9.150		13.350		
21	363	VARGOVSKY Ivan	SVK	1	5.400	9.225		14.625	13.575	
				2	4.600	7.925		12.525		

RESULTS

JUNIORS TEAM COMPETITION AND QUALIFICATIONS FOR CII & CIII

THU 22 APR 2010 - 10:00



Rank	Bib	Name	NOC Code	Vault	D Score	E Score	Pen	Vault	Total
22	362	ARGALAS Martin	SVK	1	4.600	9.175		13.775	13.450
				2	3.800	9.325		13.125	
23	365	MARCAK Eduard	SVK	1	4.600	8.950		13.550	13.287
				2	4.000	9.025		13.025	
24	317	SMINK Glenn	NED	1	6.200	9.250		15.450	13.162
				2	3.000	7.875		10.875	
25	288	DALTON Adam	IRL	1	4.200	9.025	0.1	13.125	12.950
				2	3.800	8.975		12.775	
26	202	VARDANYAN Vahan	ARM	1	5.400	9.050	0.1	14.350	7.175
				2	0.000	0.000		0.000	
27	247	WAGNER James	DEN	1	3.800	8.800	0.1	12.500	6.250
				2	0.000	0.000		0.000	
28	359	HEGI Oliver	SUI	1	3.000	8.900		11.900	5.950
				2	0.000	0.000		0.000	

Legend:

D Panel Difficulty judges

E Panel Execution judges

Pen Penalty

Q Qualified for Vault Final

R Reserve for Vault Final

 Vault

RESULTS

JUNIORS TEAM COMPETITION AND QUALIFICATIONS FOR CII & CIII

THU 22 APR 2010 - 10:00



Rank	Bib	Name	NOC Code	D Score	E Score	Pen	Total
1	336	MUNTEAN A.	ROU	5.200	8.975		14.175 Q
2	261	ZONA Jim	FRA	5.100	8.925		14.025 Q
3	359	HEGI Oliver	SUI	5.100	8.900		14.000 Q
4	267	BECKFORD Reiss	GBR	4.900	9.025		13.925 Q
5	269	BAINES Frank	GBR	4.900	9.025		13.925 Q
6	271	KEIL C.	GER	4.600	9.225		13.825 Q
7	357	YUSOF Eddy	SUI	4.700	9.075		13.775 Q
8	270	MACKENZIE Cameron	GBR	4.700	9.075		13.775
9	268	WHITLOCK Max	GBR	5.000	8.775		13.775
10	366	ARICAN Ferhat	TUR	5.100	8.650		13.750 Q
11	252	ABAD Nestor	ESP	4.900	8.800		13.700 R
12	262	VANACKER Mathieu	FRA	5.000	8.700		13.700 R
13	236	KRASIAS Dimitris	CYP	5.000	8.700		13.700 R
14	277	CHATZIEFSTATHIOU G.	GRE	4.700	8.975		13.675
15	360	BRAEGGER Pablo	SUI	4.700	8.975		13.675
16	273	JURSCH Christopher	GER	4.900	8.775		13.675
17	358	MEIER Michael	SUI	4.700	8.925		13.625
18	285	BABOS Adam	HUN	4.500	9.075		13.575
19	275	WEINERT Daniel	GER	4.400	9.150		13.550
20	266	OLDHAM Sam	GBR	5.000	8.525		13.525
21	217	NEUTELEERS Thomas	BEL	5.200	8.300		13.500
22	255	TALLON FERNANDEZ A.	ESP	4.400	9.075		13.475
23	316	BLETTERMAN Michel	NED	4.600	8.875		13.475
24	301	EDALLI Ludovico	ITA	4.800	8.525		13.325
25	280	KOULIS M.	GRE	5.000	8.325		13.325
26	332	MARTINS Ricardo	POR	4.400	8.900		13.300
27	263	PROST Brandon	FRA	4.500	8.775		13.275
28	356	RIZZO Marco	SUI	4.700	8.575		13.275
29	201	DAVTYAN Artur	ARM	4.400	8.850		13.250
30	254	ALONSO CALVO Adria	ESP	4.700	8.550		13.250
31	276	ILIOPOULOS Nikolaos	GRE	4.700	8.525		13.225
32	339	NISTOR I.	ROU	4.700	8.525		13.225
33	264	PHILIPPE Mathias	FRA	4.400	8.800		13.200
34	302	DE VECCHIS Tommaso	ITA	4.200	8.950		13.150
35	219	VERBAEYS Jimmy	BEL	4.600	8.550		13.150
36	322	ANDREASSEN Haakon	NOR	4.100	9.025		13.125
37	232	KOVACEVIC Anton	CRO	4.200	8.925		13.125
38	216	KENIS Daan	BEL	4.600	8.525		13.125
39	282	VAGNER Levente	HUN	4.800	8.300		13.100
40	256	NIVA Heikki	FIN	4.200	8.850		13.050
41	283	TOTH Levente	HUN	4.400	8.650		13.050
42	324	ULVEN Peder	NOR	3.700	9.275		12.975
43	305	VINCENZI Aramis	ITA	4.400	8.550		12.950

RESULTS

JUNIORS TEAM COMPETITION AND QUALIFICATIONS FOR CII & CIII

THU 22 APR 2010 - 10:00



Rank	Bib	Name	NOC Code	D Score	E Score	Pen	Total
44	307	KUZMICKAS Tomas	LTU	4.500	8.450		12.950
45	369	COLAK Ibrahim	TUR	4.700	8.250		12.950
46	202	VARDANYAN Vahan	ARM	3.900	9.025		12.925
47	284	SELMECZI Bank	HUN	4.100	8.825		12.925
48	208	FUSSENEGGER Michael	AUT	3.600	9.275		12.875
49	272	HERDER Philipp	GER	5.100	7.775		12.875
50	241	RADOVESNICKY Daniel	CZE	3.800	9.050		12.850
51	317	SMINK Glenn	NED	4.200	8.650		12.850
52	361	MICHNAK Slavomir	SVK	4.300	8.550		12.850
53	303	POLINI Giancarlo	ITA	4.500	8.325		12.825
54	291	GUNNARSSON Jon	ISL	3.800	9.000		12.800
55	238	SOLEAS Christos	CYP	3.900	8.900		12.800
56	206	BAUER Alwin	AUT	4.000	8.800		12.800
57	218	THYS Tomas	BEL	4.400	8.400		12.800
58	347	ZUNKO Zan	SLO	4.200	8.575		12.775
59	259	LAULUMAA Petrus	FIN	3.700	9.050		12.750
60	362	ARGALAS Martin	SVK	3.900	8.825		12.725
61	346	PECAN Matic	SLO	3.900	8.825		12.725
62	319	ZUIDEMA Justen	NED	4.100	8.625		12.725
63	281	MAKRA Laszlo	HUN	4.100	8.525		12.625
64	323	ANDERSEN K.	NOR	3.600	9.000		12.600
65	351	MAROVIC Bozidar	SRB	3.900	8.700		12.600
66	278	KONSTANTINIDIS C.	GRE	4.100	8.475		12.575
67	337	RADEANU D.	ROU	4.300	8.275		12.575
68	306	TVOROGAL Robert	LTU	4.900	7.675		12.575
69	231	BOROSA Filip	CRO	4.400	8.150		12.550
70	207	FRICK Juergen	AUT	4.100	8.425		12.525
71	265	MICHOLET Stephen	FRA	3.200	9.300		12.500
72	364	KISS Michal	SVK	3.700	8.800		12.500
73	243	KARDOS David	CZE	3.500	8.975		12.475
74	249	RYDBERG Kasper	DEN	3.700	8.775		12.475
75	240	PAPAEVRIPIDOU Xenios	CYP	4.400	8.075		12.475
76	321	SKJERAHAUG Stian	NOR	4.300	8.150		12.450
77	248	JOHANSEN Mathias	DEN	3.400	9.025		12.425
78	350	RAUTER Tine	SLO	3.500	8.925		12.425
79	286	O'CONNOR Christopher	IRL	4.000	8.400		12.400
80	325	PLANKE Lars Joyce	NOR	3.600	8.750		12.350
81	320	LOVDAHL Conor	NED	3.700	8.650		12.350
82	311	CROVETTO Kevin	MON	3.900	8.450		12.350
83	209	KRANZLMUELLER S.	AUT	3.900	8.425		12.325
84	349	ALHADI Omar	SLO	4.100	8.225		12.325
85	237	KRASIAS Michalis	CYP	4.200	8.125		12.325
86	244	PAZDERA Martin	CZE	3.500	8.775		12.275

RESULTS
JUNIORS TEAM COMPETITION AND QUALIFICATIONS FOR CII & CIII

THU 22 APR 2010 - 10:00



Rank	Bib	Name	NOC Code	D Score	E Score	Pen	Total
87	210	SCHWAB Johannes	AUT	3.700	8.550		12.250
88	247	WAGNER James	DEN	3.500	8.725		12.225
89	257	HOLOPAINEN Kasper	FIN	3.500	8.700		12.200
90	352	ILIC Gavriilo	SRB	3.600	8.600		12.200
91	250	RIDDER Lukas	DEN	3.900	8.300		12.200
92	246	FRANSEN Marcus	DEN	3.500	8.650		12.150
93	251	GONZALEZ Fabian	ESP	4.900	7.250		12.150
94	331	FRAGOSO Francisco	POR	4.200	7.925		12.125
95	348	MAURIC Primoz	SLO	4.200	7.925		12.125
96	274	RITTSCHIK Ivan	GER	5.000	7.125		12.125
97	355	DEJANOVIC Bojan	SRB	3.900	8.175		12.075
98	287	FOX Daniel	IRL	3.600	8.425		12.025
99	326	BORKOWSKI Lukasz	POL	4.200	7.700		11.900
100	233	KUSAN Leonardo	CRO	3.100	8.750		11.850
101	258	PAIVANEN Jimi	FIN	3.200	8.650		11.850
102	220	SIEMON Volkaert	BEL	4.000	7.725		11.725
103	242	PECKA Stepan	CZE	4.000	7.675		11.675
104	318	KOSZTKA Karl	NED	4.100	7.575		11.675
105	368	ONDER Ahmet	TUR	5.000	6.650		11.650
106	253	PEREZ MARCHANT J.	ESP	4.100	7.500		11.600
107	363	VARGOVSKY Ivan	SVK	3.900	7.625		11.525
108	353	DORDEVIC Dusan	SRB	3.600	7.500		11.100
109	211	AGHADADAYEV Elvin	AZE	4.600	6.350		10.950
110	367	ARABACIOGLU Emre	TUR	4.100	6.825		10.925
111	338	GROZA Andrei Ioan	ROU	4.500	6.400		10.900
112	289	O'CONNOR Matthew	IRL	2.900	7.975		10.875
113	370	AKDOGAN Semih	TUR	3.900	6.975		10.875
114	354	MRDENOVIC Nikola	SRB	3.000	7.700		10.700

Legend: D Panel Difficulty judges E Panel Execution judges Pen Penalty Q Qualified for Parallel Bars Final R Reserve for Parallel Bars Final



RESULTS

JUNIORS TEAM COMPETITION AND QUALIFICATIONS FOR CII & CIII

THU 22 APR 2010 - 10:00



Rank	Bib	Name	NOC Code	D Score	E Score	Pen	Total
1	359	HEGI Oliver	SUI	4.900	8.975		13.875 Q
2	251	GONZALEZ Fabian	ESP	5.700	8.175		13.875 Q
3	266	OLDHAM Sam	GBR	5.100	8.625		13.725 Q
4	360	BRAEGGER Pablo	SUI	4.900	8.725		13.625 Q
5	267	BECKFORD Reiss	GBR	5.100	8.525		13.625 Q
6	306	TVOROGAL Robert	LTU	5.000	8.500		13.500 Q
7	236	KRASIAS Dimitris	CYP	5.200	8.250		13.450 Q
8	261	ZONA Jim	FRA	5.100	8.325		13.425 Q
9	252	ABAD Nestor	ESP	4.900	8.500		13.400 R
10	336	MUNTEAN A.	ROU	4.900	8.500		13.400 R
11	273	JURSCH Christopher	GER	5.100	8.150		13.250 R
12	219	VERBAEYS Jimmy	BEL	5.000	8.225		13.225
13	358	MEIER Michael	SUI	4.500	8.700		13.200
14	303	POLINI Giancarlo	ITA	4.600	8.575		13.175
15	272	HERDER Philipp	GER	4.700	8.475		13.175
16	337	RADEANU D.	ROU	4.900	8.275		13.175
17	301	EDALLI Ludovico	ITA	4.800	8.325		13.125
18	270	MACKENZIE Cameron	GBR	4.300	8.775		13.075
19	202	VARDANYAN Vahan	ARM	4.200	8.850		13.050
20	356	RIZZO Marco	SUI	4.400	8.600		13.000
21	269	BAINES Frank	GBR	4.300	8.650		12.950
22	262	VANACKER Mathieu	FRA	4.700	8.250		12.950
23	282	VAGNER Levente	HUN	4.900	8.025		12.925
24	271	KEIL C.	GER	4.700	8.175		12.875
25	340	KOTRONG A.	ROU	4.500	8.350		12.850
26	216	KENIS Daan	BEL	4.600	8.250		12.850
27	326	BORKOWSKI Lukasz	POL	4.500	8.325		12.825
28	275	WEINERT Daniel	GER	4.200	8.575		12.775
29	217	NEUTELEERS Thomas	BEL	4.900	7.875		12.775
30	320	LOVDAHL Conor	NED	4.100	8.600		12.700
31	302	DE VECCHIS Tommaso	ITA	5.200	7.475		12.675
32	361	MICHNAK Slavomir	SVK	4.400	8.250		12.650
33	332	MARTINS Ricardo	POR	4.500	8.125		12.625
34	268	WHITLOCK Max	GBR	5.000	7.600		12.600
35	283	TOTH Levente	HUN	4.700	7.875		12.575
36	201	DAVTYAN Artur	ARM	3.900	8.650		12.550
37	316	BLETTERMAN Michel	NED	4.700	7.825		12.525
38	318	KOSZTKA Karl	NED	4.000	8.475		12.475
39	357	YUSOF Eddy	SUI	4.300	8.175		12.475
40	317	SMINK Glenn	NED	4.300	8.175		12.475
41	277	CHATZIEFSTATHIOU G.	GRE	4.400	8.075		12.475
42	242	PECKA Stepan	CZE	4.000	8.450		12.450
43	281	MAKRA Laszlo	HUN	4.300	8.150		12.450

RESULTS

JUNIORS TEAM COMPETITION AND QUALIFICATIONS FOR CII & CIII

THU 22 APR 2010 - 10:00



Rank	Bib	Name	NOC Code	D Score	E Score	Pen	Total
44	256	NIVA Heikki	FIN	4.700	7.750		12.450
45	240	PAPAEVRIPIDOU Xenios	CYP	4.900	7.400		12.300
46	210	SCHWAB Johannes	AUT	4.400	7.850		12.250
47	311	CROVETTO Kevin	MON	3.900	8.325		12.225
48	263	PROST Brandon	FRA	4.600	7.525		12.125
49	208	FUSSENEGGER Michael	AUT	3.700	8.375		12.075
50	321	SKJERAHAUG Stian	NOR	4.500	7.575		12.075
51	237	KRASIAS Michalis	CYP	3.900	8.150		12.050
52	255	TALLON FERNANDEZ A.	ESP	3.600	8.425		12.025
53	232	KOVACEVIC Anton	CRO	3.400	8.575		11.975
54	339	NISTOR I.	ROU	4.900	7.050		11.950
55	258	PAIVANEN Jimi	FIN	3.100	8.800		11.900
56	241	RADOVESNICKY Daniel	CZE	3.400	8.500		11.900
57	324	ULVEN Peder	NOR	3.700	8.175		11.875
58	305	VINCENZI Aramis	ITA	3.700	8.175		11.875
59	325	PLANKE Lars Joyce	NOR	4.200	7.650		11.850
60	249	RYDBERG Kasper	DEN	3.200	8.625		11.825
61	346	PECAN Matic	SLO	3.700	8.100		11.800
62	257	HOLOPAINEN Kasper	FIN	3.800	8.000		11.800
63	331	FRAGOSO Francisco	POR	4.400	7.375		11.775
64	253	PEREZ MARCHANT J.	ESP	3.700	8.025		11.725
65	367	ARABACIOGLU Emre	TUR	3.500	8.200		11.700
66	368	ONDER Ahmet	TUR	4.400	7.300		11.700
67	319	ZUIDEMA Justen	NED	3.500	8.150		11.650
68	369	COLAK Ibrahim	TUR	4.000	7.650		11.650
69	218	THYS Tomas	BEL	4.400	7.250		11.650
70	274	RITTSCHIK Ivan	GER	4.500	7.100		11.600
71	209	KRANZLMUELLER S.	AUT	4.000	7.575		11.575
72	276	ILIOPOULOS Nikolaos	GRE	4.200	7.300		11.500
73	206	BAUER Alwin	AUT	3.100	8.375		11.475
74	243	KARDOS David	CZE	3.100	8.350		11.450
75	231	BOROSA Filip	CRO	3.700	7.750		11.450
76	280	KOULIS M.	GRE	3.600	7.800		11.400
77	347	ZUNKO Zan	SLO	3.700	7.675		11.375
78	338	GROZA Andrei Ioan	ROU	4.700	6.675		11.375
79	239	LOUCAIDES Stefanos	CYP	3.500	7.850		11.350
80	322	ANDREASSEN Haakon	NOR	4.300	6.875		11.175
81	264	PHILIPPE Mathias	FRA	3.700	7.450		11.150
82	286	O'CONNOR Christopher	IRL	3.700	7.325		11.025
83	233	KUSAN Leonardo	CRO	2.500	8.325		10.825
84	285	BABOS Adam	HUN	4.800	6.025		10.825
85	244	PAZDERA Martin	CZE	2.500	8.300		10.800
86	362	ARGALAS Martin	SVK	4.000	6.800		10.800

RESULTS
JUNIORS TEAM COMPETITION AND QUALIFICATIONS FOR CII & CIII

THU 22 APR 2010 - 10:00



Rank	Bib	Name	NOC Code	D Score	E Score	Pen	Total
87	364	KISS Michal	SVK	3.300	7.450		10.750
88	287	FOX Daniel	IRL	1.800	8.900		10.700
89	278	KONSTANTINIDIS C.	GRE	3.800	6.850		10.650
90	248	JOHANSEN Mathias	DEN	3.000	7.625		10.625
91	366	ARICAN Ferhat	TUR	4.400	6.225		10.625
92	355	DEJANOVIC Bojan	SRB	2.700	7.825		10.525
93	323	ANDERSEN K.	NOR	3.300	7.225		10.525
94	284	SELMECZI Bank	HUN	3.700	6.825		10.525
95	246	FRANSEN Marcus	DEN	2.600	7.900		10.500
96	307	KUZMICKAS Tomas	LTU	4.200	6.175		10.375
97	254	ALONSO CALVO Adria	ESP	4.600	5.650		10.250
98	289	O'CONNOR Matthew	IRL	1.900	8.325		10.225
99	211	AGHADADAYEV Elvin	AZE	2.700	7.500		10.200
100	207	FRICK Juergen	AUT	3.100	6.975		10.075
101	353	DORDEVIC Dusan	SRB	2.700	7.250		9.950
102	354	MRDENOVIC Nikola	SRB	2.500	7.300		9.800
103	291	GUNNARSSON Jon	ISL	3.000	6.800		9.800
104	348	MAURIC Primoz	SLO	2.200	7.475		9.675
105	352	ILIC Gavriilo	SRB	2.700	6.900		9.600
106	250	RIDDER Lukas	DEN	3.500	5.850		9.350
107	350	RAUTER Tine	SLO	2.200	7.075		9.275
108	363	VARGOVSKY Ivan	SVK	2.700	6.400		9.100
109	349	ALHADI Omar	SLO	2.600	5.000		7.600
110	351	MAROVIC Bozidar	SRB	1.700	3.375		5.075
111	370	AKDOGAN Semih	TUR	2.500	1.100		3.600

Legend:

D Panel Difficulty judges E Panel Execution judges Pen Penalty Q Qualified for Horizontal Bar Final R Reserve for Horizontal Bar Final



Horizontal Bar

LIST OF QUALIFIERS
JUNIORS ALL-AROUND FINAL

SAT 24 APR 2010 - 11:00

Qualifying Order	Bib	Name	NOC Code	Qualification Score	Qual. Rank
1	266	OLDHAM Sam	GBR	84.200	(1)
2	268	WHITLOCK Max	GBR	84.150	(2)
3	336	MUNTEAN Andrei Vasile	ROU	83.750	(4)
4	261	ZONA Jim	FRA	82.275	(5)
5	252	ABAD Nestor	ESP	82.125	(7)
6	273	JURSCH Christopher	GER	82.000	(8)
7	201	DAVTYAN Artur	ARM	81.675	(9)
8	360	BRAEGGER Pablo	SUI	81.300	(11)
9	358	MEIER Michael	SUI	81.050	(12)
10	262	VANACKER Mathieu	FRA	80.975	(14)
11	301	EDALLI Ludovico	ITA	80.425	(15)
12	202	VARDANYAN Vahan	ARM	80.275	(17)
13	275	WEINERT Daniel	GER	80.150	(18)
14	217	NEUTELEERS Thomas	BEL	80.075	(19)
15	316	BLETTERMAN Michel	NED	79.800	(20)
16	282	VAGNER Levente	HUN	79.800	(21)
17	216	KENIS Daan	BEL	79.700	(22)
18	251	GONZALEZ Fabian	ESP	79.600	(23)
19	302	DE VECCHIS Tommaso	ITA	78.950	(25)
20	337	RADEANU Daniel Petrica Vasile	ROU	78.650	(26)
21	317	SMINK Glenn	NED	78.150	(28)
22	277	CHATZIEFSTATHIOU Georgios Christos	GRE	78.025	(30)
23	332	MARTINS Ricardo	POR	77.800	(31)
24	321	SKJERAHAUG Stian	NOR	77.600	(32)
Reserves					
R1	326	BORKOWSKI Lukasz	POL	76.975	(34)
R2	322	ANDREASSEN Haakon	NOR	76.275	(36)
R3	256	NIVA Heikki	FIN	76.250	(37)
R4	361	MICHNAK Slavomir	SVK	76.175	(38)

Legend:

Qual. Qualification Rx Reserve for All-Around Final

LIST OF QUALIFIERS
JUNIORS APPARATUS FINAL

SUN 25 APR 2010 - 9:30



Qualifying Order	Bib	Name	NOC Code	Qual. Score
1	266	OLDHAM Sam	GBR	14.450
2	220	SIEMON Volkaert	BEL	14.250
3	268	WHITLOCK Max	GBR	14.150
4	338	GROZA Andrei Ioan	ROU	14.125
5	340	KOTRONG Adelin Ladislau	ROU	14.075
6	251	GONZALEZ Fabian	ESP	14.050
7	217	NEUTELEERS Thomas	BEL	13.850
8	274	RITTSCHIK Ivan	GER	13.825
Reserves				
R1	356	RIZZO Marco	SUI	13.825
R2	264	PHILIPPE Mathias	FRA	13.775
R3	360	BRAEGGER Pablo	SUI	13.750

Qualifying Order	Bib	Name	NOC Code	Qual. Score
1	268	WHITLOCK Max	GBR	14.650
2	269	BAINES Frank	GBR	13.750
3	359	HEGI Oliver	SUI	13.575
4	273	JURSCH Christopher	GER	13.425
5	275	WEINERT Daniel	GER	13.350
6	201	DAVTYAN Artur	ARM	13.150
7	219	VERBAEYS Jimmy	BEL	13.100
8	263	PROST Brandon	FRA	13.025
Reserves				
R1	357	YUSOF Eddy	SUI	12.975
R2	321	SKJERAHAUG Stian	NOR	12.975
R3	202	VARDANYAN Vahan	ARM	12.925



Qualifying Order	Bib	Name	NOC Code	Qual. Score
1	267	BECKFORD Reiss	GBR	14.275
2	265	MICHOLET Stephen	FRA	14.250
3	252	ABAD Nestor	ESP	14.000
4	201	DAVTYAN Artur	ARM	13.975
5	255	TALLON FERNANDEZ Alberto	ESP	13.950
6	336	MUNTEAN Andrei Vasile	ROU	13.900
7	268	WHITLOCK Max	GBR	13.875
8	202	VARDANYAN Vahan	ARM	13.675
Reserves				
R1	217	NEUTELEERS Thomas	BEL	13.600
R2	360	BRAEGGER Pablo	SUI	13.500
R3	357	YUSOF Eddy	SUI	13.450

Qualifying Order	Bib	Name	NOC Code	Qual. Score
1	201	DAVTYAN Artur	ARM	15.537
2	252	ABAD Nestor	ESP	15.512
3	251	GONZALEZ Fabian	ESP	15.387
4	304	LODADIO Marco	ITA	15.350
5	218	THYS Tomas	BEL	15.312
6	360	BRAEGGER Pablo	SUI	15.312
7	358	MEIER Michael	SUI	15.075
8	337	RADEANU Daniel Petrica Vasile	ROU	15.075
Reserves				
R1	220	SIEMON Volkaert	BEL	15.025
R2	259	LAULUMAA Petrus	FIN	15.012
R3	322	ANDREASSEN Haakon	NOR	14.987



Qualifying Order	Bib	Name	NOC Code	Qual. Score
1	336	MUNTEAN Andrei Vasile	ROU	14.175
2	261	ZONA Jim	FRA	14.025
3	359	HEGI Oliver	SUI	14.000
4	267	BECKFORD Reiss	GBR	13.925
5	269	BAINES Frank	GBR	13.925
6	271	KEIL Christian Woldemar	GER	13.825
7	357	YUSOF Eddy	SUI	13.775
8	366	ARICAN Ferhat	TUR	13.750
Reserves				
R1	252	ABAD Nestor	ESP	13.700
R2	262	VANACKER Mathieu	FRA	13.700
R3	236	KRASIAS Dimitris	CYP	13.700

Qualifying Order	Bib	Name	NOC Code	Qual. Score
1	359	HEGI Oliver	SUI	13.875
2	251	GONZALEZ Fabian	ESP	13.875
3	266	OLDHAM Sam	GBR	13.725
4	360	BRAEGGER Pablo	SUI	13.625
5	267	BECKFORD Reiss	GBR	13.625
6	306	TVOROGAL Robert	LTU	13.500
7	236	KRASIAS Dimitris	CYP	13.450
8	261	ZONA Jim	FRA	13.425
Reserves				
R1	252	ABAD Nestor	ESP	13.400
R2	336	MUNTEAN Andrei Vasile	ROU	13.400
R3	273	JURSCH Christopher	GER	13.250

Legend:

Qual. Qualification

Rx Reserve



Floor



Pommel Horse



Rings



Vault









Parallel Bars



Horizontal Bar

RESULTS
JUNIORS ALL-AROUND FINAL

SAT 24 APR 2010 - 11:00

Rank	Bib	Name	NOC Code							Total
1	266	OLDHAM Sam	GBR	14.450	13.500	13.525	15.600	13.675	13.825	<u>84.575</u>
2	268	WHITLOCK Max	GBR	14.000	14.125	13.725	15.275	13.800	13.350	<u>84.275</u>
3	360	BRAEGGER Pablo	SUI	14.125	12.500	13.500	15.625	13.800	13.600	<u>83.150</u>
4	251	GONZALEZ Fabian	ESP	14.250	13.375	12.650	15.125	13.775	13.675	<u>82.850</u>
5	358	MEIER Michael	SUI	13.700	12.100	12.875	15.700	13.675	13.125	<u>81.175</u>
6	217	NEUTELEERS Thomas	BEL	13.725	11.475	13.375	15.000	13.800	13.625	<u>81.000</u>
7	252	ABAD Nestor	ESP	13.975	10.725	14.050	15.600	13.400	13.150	<u>80.900</u>
7	336	MUNTEAN A.	ROU	12.575	11.825	14.075	15.650	13.650	13.125	<u>80.900</u>
9	261	ZONA Jim	FRA	13.650	11.900	13.300	15.275	13.650	13.100	<u>80.875</u>
10	301	EDALLI Ludovico	ITA	13.275	12.775	13.175	14.725	13.450	13.250	<u>80.650</u>
11	262	VANACKER Mathieu	FRA	13.850	12.250	13.125	15.425	12.925	12.850	<u>80.425</u>
12	273	JURSCH Christopher	GER	13.350	12.775	12.600	14.575	13.550	13.550	<u>80.400</u>
13	202	VARDANYAN Vahan	ARM	13.525	12.675	13.500	14.075	12.850	12.550	<u>79.175</u>
14	216	KENIS Daan	BEL	13.675	12.175	12.875	14.650	12.950	12.625	<u>78.950</u>
15	282	VAGNER Levente	HUN	13.600	12.000	13.050	14.075	13.575	12.525	<u>78.825</u>
16	275	WEINERT Daniel	GER	13.400	11.800	12.625	14.550	13.450	12.900	<u>78.725</u>
17	337	RADEANU D.	ROU	14.325	12.300	12.975	14.075	11.925	12.975	<u>78.575</u>
18	317	SMINK Glenn	NED	13.875	12.150	12.325	14.725	12.850	12.625	<u>78.550</u>
19	201	DAVTYAN Artur	ARM	13.600	12.875	13.300	12.100	13.325	12.600	<u>77.800</u>
20	316	BLETTERMAN Michel	NED	13.450	11.875	12.025	14.025	13.250	13.100	<u>77.725</u>
21	302	DE VECCHIS Tommaso	ITA	13.475	11.325	11.900	14.475	13.050	12.675	<u>76.900</u>
22	277	CHATZIEFSTATHIOU G.	GRE	13.075	11.750	10.425	13.225	13.400	12.500	<u>74.375</u>
23	321	SKJERAHAUG Stian	NOR	13.150	9.600	11.825	14.200	13.100	12.450	<u>74.325</u>
24	332	MARTINS Ricardo	POR	13.025	10.225	12.450	13.975	13.000	11.275	<u>73.950</u>

Note:

Underlined totals indicates starting apparatus

Legend:



RESULTS
JUNIORS APPARATUS FINAL

SUN 25 APR 2010 - 9:30



Rank	Bib	Name	NOC Code	D Score	E Score	Pen	Total
1	268	WHITLOCK Max	GBR	5.200	8.975		14.175
2	220	SIEMON Volkaert	BEL	5.300	8.825		14.125
2	340	KOTRONG A.	ROU	5.400	8.725		14.125
4	251	GONZALEZ Fabian	ESP	5.300	8.650		13.950
5	217	NEUTELEERS Thomas	BEL	5.100	8.675		13.775
5	274	RITTSCHIK Ivan	GER	5.000	8.875	0.1	13.775
7	266	OLDHAM Sam	GBR	5.300	8.850	0.5	13.650
8	338	GROZA Andrei Ioan	ROU	5.100	8.650	0.2	13.550

Legend:

D Panel Difficulty judges **E** Panel Execution judges **Pen** Penalty



Floor

RESULTS
JUNIORS APPARATUS FINAL

SUN 25 APR 2010 - 9:30



Rank	Bib	Name	NOC Code	D Score	E Score	Pen	Total
1	268	WHITLOCK Max	GBR	5.800	8.600		14.400
2	359	HEGI Oliver	SUI	5.000	8.475		13.475
3	275	WEINERT Daniel	GER	4.800	8.400		13.200
3	201	DAVTYAN Artur	ARM	4.500	8.700		13.200
5	219	VERBAEYS Jimmy	BEL	4.700	8.425		13.125
6	263	PROST Brandon	FRA	4.800	8.175		12.975
7	269	BAINES Frank	GBR	4.700	7.450		12.150
8	273	JURSCH Christopher	GER	3.700	8.100		11.800

Legend:

D Panel Difficulty judges

E Panel Execution judges

Pen Penalty




Pommel Horse

RESULTS
JUNIORS APPARATUS FINAL

SUN 25 APR 2010 - 10:20



Rank	Bib	Name	NOC Code	D Score	E Score	Pen	Total
1	252	ABAD Nestor	ESP	5.000	9.250		14.250
2	265	MICHOLET Stephen	FRA	5.300	8.850		14.150
3	267	BECKFORD Reiss	GBR	5.100	9.025		14.125
4	336	MUNTEAN A.	ROU	5.200	8.750		13.950
5	255	TALLON FERNANDEZ A.	ESP	4.800	9.125		13.925
6	268	WHITLOCK Max	GBR	4.700	9.150		13.850
7	201	DAVTYAN Artur	ARM	4.700	9.125		13.825
8	202	VARDANYAN Vahan	ARM	4.600	9.150		13.750


Legend:	D Panel Difficulty judges	E Panel Execution judges	Pen Penalty
 Rings			

RESULTS
JUNIORS APPARATUS FINAL

SUN 25 APR 2010 - 10:20



Rank	Bib	Name	NOC Code	Vault	D Score	E Score	Pen	Vault	Total
1	201	DAVTYAN Artur	ARM	1	6.200	9.250		15.450	15.462
				2	6.200	9.275		15.475	
2	251	GONZALEZ Fabian	ESP	1	6.200	9.425		15.625	15.350
				2	5.800	9.275		15.075	
3	304	LODADIO Marco	ITA	1	6.600	9.350		15.950	15.275
				2	5.400	9.200		14.600	
4	358	MEIER Michael	SUI	1	6.200	9.125		15.325	15.262
				2	6.200	9.000		15.200	
5	252	ABAD Nestor	ESP	1	6.200	9.025		15.225	15.187
				2	6.200	9.250	0.3	15.150	
6	337	RADEANU D.	ROU	1	6.200	8.625		14.825	15.075
				2	6.200	9.125		15.325	
7	360	BRAEGGER Pablo	SUI	1	6.200	9.125		15.325	15.000
				2	5.800	8.875		14.675	
8	218	THYS Tomas	BEL	1	6.200	8.875	0.3	14.775	14.800
				2	5.800	9.025		14.825	

Legend:
D Panel Difficulty judges **E** Panel Execution judges **Pen** Penalty
 Vault

RESULTS
JUNIORS APPARATUS FINAL

SUN 25 APR 2010 - 11:20



Rank	Bib	Name	NOC Code	D Score	E Score	Pen	Total
1	336	MUNTEAN A.	ROU	5.200	8.600		13.800
2	359	HEGI Oliver	SUI	5.100	8.650		13.750
3	357	YUSOF Eddy	SUI	4.700	8.775		13.475
4	269	BAINES Frank	GBR	4.900	8.550		13.450
5	271	KEIL C.	GER	4.600	8.800		13.400
6	366	ARICAN Ferhat	TUR	5.100	8.275		13.375
7	267	BECKFORD Reiss	GBR	4.600	8.550		13.150
8	261	ZONA Jim	FRA	4.900	7.775		12.675

Legend:

D Panel Difficulty judges **E** Panel Execution judges **Pen** Penalty



Parallel Bars

RESULTS
JUNIORS APPARATUS FINAL

SUN 25 APR 2010 - 11:20



Rank	Bib	Name	NOC Code	D Score	E Score	Pen	Total
1	266	OLDHAM Sam	GBR	5.100	8.725		13.825
2	359	HEGI Oliver	SUI	4.800	8.950		13.750
3	251	GONZALEZ Fabian	ESP	5.600	8.050		13.650
3	267	BECKFORD Reiss	GBR	5.100	8.550		13.650
5	236	KRASIAS Dimitris	CYP	5.100	8.400		13.500
6	261	ZONA Jim	FRA	5.000	7.725		12.725
7	360	BRAEGGER Pablo	SUI	4.700	7.900		12.600
8	306	TVOROGAL Robert	LTU	4.700	7.800		12.500

Legend:

D Panel Difficulty judges **E** Panel Execution judges **Pen** Penalty



Horizontal Bar

RESULTS
JUNIORS APPARATUS FINAL

SUN 25 APR 2010 - 9:30



Rank	Bib	Name	NOC Code	Total
1	268	WHITLOCK Max	GBR	14.175
2	220	SIEMON Volkaert	BEL	14.125
2	340	KOTRONG A.	ROU	14.125
4	251	GONZALEZ Fabian	ESP	13.950
5	217	NEUTELEERS Thomas	BEL	13.775
5	274	RITTSCHIK Ivan	GER	13.775
7	266	OLDHAM Sam	GBR	13.650
8	338	GROZA Andrei Ioan	ROU	13.550



Rank	Bib	Name	NOC Code	Total
1	268	WHITLOCK Max	GBR	14.400
2	359	HEGI Oliver	SUI	13.475
3	275	WEINERT Daniel	GER	13.200
3	201	DAVTYAN Artur	ARM	13.200
5	219	VERBAEYS Jimmy	BEL	13.125
6	263	PROST Brandon	FRA	12.975
7	269	BAINES Frank	GBR	12.150
8	273	JURSCH Christopher	GER	11.800



Rank	Bib	Name	NOC Code	Total
1	252	ABAD Nestor	ESP	14.250
2	265	MICHOLET Stephen	FRA	14.150
3	267	BECKFORD Reiss	GBR	14.125
4	336	MUNTEAN A.	ROU	13.950
5	255	TALLON FERNANDEZ A.	ESP	13.925
6	268	WHITLOCK Max	GBR	13.850
7	201	DAVTYAN Artur	ARM	13.825
8	202	VARDANYAN Vahan	ARM	13.750



Rank	Bib	Name	NOC Code	Vault 1	Vault 2	Total
1	201	DAVTYAN Artur	ARM	15.450	15.475	15.462
2	251	GONZALEZ Fabian	ESP	15.625	15.075	15.350
3	304	LODADIO Marco	ITA	15.950	14.600	15.275
4	358	MEIER Michael	SUI	15.325	15.200	15.262
5	252	ABAD Nestor	ESP	15.225	15.150	15.187
6	337	RADEANU D.	ROU	14.825	15.325	15.075
7	360	BRAEGGER Pablo	SUI	15.325	14.675	15.000
8	218	THYS Tomas	BEL	14.775	14.825	14.800



Rank	Bib	Name	NOC Code	Total
1	336	MUNTEAN A.	ROU	13.800
2	359	HEGI Oliver	SUI	13.750
3	357	YUSOF Eddy	SUI	13.475
4	269	BAINES Frank	GBR	13.450
5	271	KEIL C.	GER	13.400
6	366	ARICAN Ferhat	TUR	13.375
7	267	BECKFORD Reiss	GBR	13.150
8	261	ZONA Jim	FRA	12.675



Rank	Bib	Name	NOC Code	Total
1	266	OLDHAM Sam	GBR	13.825
2	359	HEGI Oliver	SUI	13.750
3	251	GONZALEZ Fabian	ESP	13.650
3	267	BECKFORD Reiss	GBR	13.650
5	236	KRASIAS Dimitris	CYP	13.500
6	261	ZONA Jim	FRA	12.725
7	360	BRAEGGER Pablo	SUI	12.600
8	306	TVOROGAL Robert	LTU	12.500

Legend:

Floor	Pommel Horse	Rings	Vault	Parallel Bars	Horizontal Bar
-------	--------------	-------	-------	---------------	----------------

RESULTS
SENIORS APPARATUS FINAL

SUN 25 APR 2010 - 13:45



Rank	Bib	Name	NOC Code	D Score	E Score	Pen	Total
1	87	FAHRIG Matthias	GER	6.700	8.950		15.650
2	94	KOSMIDIS Eleftherios	GRE	6.700	8.700		15.400
3	78	PURVIS Daniel	GBR	6.400	8.850		15.250
3	89	NGUYEN Marcel	GER	6.500	8.750		15.250
5	80	THOMAS Kristian	GBR	6.300	8.675		14.975
6	156	KOCZI Flavius	ROU	6.200	8.750		14.950
7	61	MARTINEZ Rafael	ESP	6.400	8.425		14.825
8	157	BUCUR Adrian	ROU	6.000	8.700		14.700

Legend:

D Panel Difficulty judges **E** Panel Execution judges **Pen** Penalty



Floor

RESULTS
SENIORS APPARATUS FINAL

SUN 25 APR 2010 - 14:15



Rank	Bib	Name	NOC Code	D Score	E Score	Pen	Total
1	77	KEATINGS Daniel	GBR	6.700	8.900		15.600
2	76	SMITH Louis	GBR	6.600	8.775		15.375
3	167	BERTONCELJ Saso	SLO	6.300	8.600		14.900
4	156	KOCZI Flavius	ROU	6.400	8.475		14.875
5	100	HIDVEGI Vid	HUN	6.200	8.650		14.850
6	30	VAN DAMME Koen	BEL	6.300	8.275		14.575
7	119	BUSNARI Alberto	ITA	5.700	8.175		13.875
8	72	TOMMASONE Cyril	FRA	6.100	7.225		13.325

Legend:

D Panel Difficulty judges **E** Panel Execution judges **Pen** Penalty



Pommel Horse

RESULTS
SENIORS APPARATUS FINAL

SUN 25 APR 2010 - 14:45



Rank	Bib	Name	NOC Code	D Score	E Score	Pen	Total
1	117	MORANDI Matteo	ITA	6.700	8.550		15.250
2	73	AIT SAID Samir	FRA	6.800	8.300		15.100
3	36	IOVTCHEV Iordan	BUL	6.700	8.200		14.900
4	12	VAHAGN Davtyan	ARM	6.700	8.000		14.700
5	118	OTTAVI Paolo	ITA	6.300	8.350		14.650
6	89	NGUYEN Marcel	GER	6.300	8.175		14.475
7	180	BOESCHENSTEIN N.	SUI	5.800	8.575		14.375
8	88	HAMBUECHEN Fabian	GER	5.500	7.500		13.000

Legend:

D Panel Difficulty judges **E** Panel Execution judges **Pen** Penalty



Rings

RESULTS
SENIORS APPARATUS FINAL

SUN 25 APR 2010 - 15:15



Rank	Bib	Name	NOC Code	Vault	D Score	E Score	Pen	Vault	Total
1	66	TUUHA Tomi	FIN	1	6.600	9.350		15.950	15.975
				2	6.600	9.400		16.000	
2	87	FAHRIG Matthias	GER	1	7.000	9.150		16.150	15.962
				2	6.600	9.175		15.775	
3	156	KOCZI Flavius	ROU	1	6.200	9.350		15.550	15.925
				2	7.000	9.300		16.300	
4	137	WAMMES Jeffrey	NED	1	6.600	9.325		15.925	15.862
				2	6.600	9.200		15.800	
5	150	LYSZCZARZ Marek	POL	1	6.600	9.325		15.925	15.800
				2	6.200	9.475		15.675	
6	89	NGUYEN Marcel	GER	1	6.600	9.300		15.900	15.750
				2	6.600	9.000		15.600	
7	62	BOTELLA PEREZ Isaac	ESP	1	6.600	9.300		15.900	15.737
				2	6.600	8.975		15.575	
8	74	RAYEPIN MOUTOUSSAMY	FRA	1	7.000	8.975	0.3	15.675	15.125
				2	6.600	8.075	0.1	14.575	

Legend:

D Panel Difficulty judges E Panel Execution judges Pen Penalty

 Vault

RESULTS
SENIORS APPARATUS FINAL

SUN 25 APR 2010 - 15:45



Rank	Bib	Name	NOC Code	D Score	E Score	Pen	Total
1	75	CUCHERAT Yann	FRA	6.200	9.075		15.275
2	95	TSOLAKIDIS Vasileios	GRE	6.300	8.900		15.200
3	147	KIERZKOWSKI Adam	POL	6.000	9.100		15.100
3	71	SABOT Hamilton	FRA	6.500	8.600		15.100
5	136	ZONDERLAND Epke	NED	6.100	8.975		15.075
6	148	KULESZA Roman	POL	6.000	9.025		15.025
7	65	CARBALLO Manuel	ESP	5.800	8.875		14.675
8	78	PURVIS Daniel	GBR	5.700	8.725		14.425

Legend:

D Panel Difficulty judges **E** Panel Execution judges **Pen** Penalty



Parallel Bars

RESULTS
SENIORS APPARATUS FINAL

SUN 25 APR 2010 - 16:15



Rank	Bib	Name	NOC Code	D Score	E Score	Pen	Total
1	93	MARAS Vlasios	GRE	6.900	8.500		15.400
2	136	ZONDERLAND Epke	NED	7.100	8.275		15.375
3	86	BOY Philipp	GER	6.900	8.450		15.350
3	88	HAMBUECHEN Fabian	GER	7.000	8.350		15.350
5	137	WAMMES Jeffrey	NED	6.700	8.325		15.025
5	75	CUCHERAT Yann	FRA	6.800	8.225		15.025
7	148	KULESZA Roman	POL	6.400	7.825		14.225
8	166	PEGAN Aljaz	SLO	6.600	7.200		13.800

Legend:

D Panel Difficulty judges **E** Panel Execution judges **Pen** Penalty



Horizontal Bar

RESULTS
SENIORS APPARATUS FINAL

SUN 25 APR 2010 - 13:45



Rank	Bib	Name	NOC Code	Total
1	87	FAHRIG Matthias	GER	15.650
2	94	KOSMIDIS Eleftherios	GRE	15.400
3	78	PURVIS Daniel	GBR	15.250
3	89	NGUYEN Marcel	GER	15.250
5	80	THOMAS Kristian	GBR	14.975
6	156	KOCZI Flavius	ROU	14.950
7	61	MARTINEZ Rafael	ESP	14.825
8	157	BUCUR Adrian	ROU	14.700



Rank	Bib	Name	NOC Code	Total
1	77	KEATINGS Daniel	GBR	15.600
2	76	SMITH Louis	GBR	15.375
3	167	BERTONCELJ Saso	SLO	14.900
4	156	KOCZI Flavius	ROU	14.875
5	100	HIDVEGI Vid	HUN	14.850
6	30	VAN DAMME Koen	BEL	14.575
7	119	BUSNARI Alberto	ITA	13.875
8	72	TOMMASONE Cyril	FRA	13.325



Rank	Bib	Name	NOC Code	Total
1	117	MORANDI Matteo	ITA	15.250
2	73	AIT SAID Samir	FRA	15.100
3	36	IOVTCHEV Jordan	BUL	14.900
4	12	VAHAGN Davtyan	ARM	14.700
5	118	OTTAVI Paolo	ITA	14.650
6	89	NGUYEN Marcel	GER	14.475
7	180	BOESCHENSTEIN N.	SUI	14.375
8	88	HAMBUECHEN Fabian	GER	13.000



Rank	Bib	Name	NOC Code	Vault 1	Vault 2	Total
1	66	TUJHA Tomi	FIN	15.950	16.000	15.975
2	87	FAHRIG Matthias	GER	16.150	15.775	15.962
3	156	KOCZI Flavius	ROU	15.550	16.300	15.925
4	137	WAMMES Jeffrey	NED	15.925	15.800	15.862
5	150	LYSZCZARZ Marek	POL	15.925	15.675	15.800
6	89	NGUYEN Marcel	GER	15.900	15.600	15.750
7	62	BOTELLA PEREZ Isaac	ESP	15.900	15.575	15.737
8	74	RAYEPIN MOUTOUSSAMY	FRA	15.675	14.575	15.125









Rank	Bib	Name	NOC Code	Total
1	75	CUCHERAT Yann	FRA	15.275
2	95	TSOLAKIDIS Vasileios	GRE	15.200
3	147	KIERZKOWSKI Adam	POL	15.100
3	71	SABOT Hamilton	FRA	15.100
5	136	ZONDERLAND Epke	NED	15.075
6	148	KULESZA Roman	POL	15.025
7	65	CARBALLO Manuel	ESP	14.675
8	78	PURVIS Daniel	GBR	14.425



Rank	Bib	Name	NOC Code	Total
1	93	MARAS Vlasios	GRE	15.400
2	136	ZONDERLAND Epke	NED	15.375
3	86	BOY Philipp	GER	15.350
3	88	HAMBUECHEN Fabian	GER	15.350
5	137	WAMMES Jeffrey	NED	15.025
5	75	CUCHERAT Yann	FRA	15.025
7	148	KULESZA Roman	POL	14.225
8	166	PEGAN Aljaz	SLO	13.800

Legend:

 Floor	 Pommel Horse	 Rings	 Vault	 Parallel Bars	 Horizontal Bar
--	--	---	---	---	--