







20th International Junior-Team-Cup March 27/28th, 2015 - Berlin / Germany

Mannschaftsergebnis / team result








Land	Verein							Gesamt	Platz
		Boden Floor	Pauschenpferd Pommel Horse	Ringe Rings	Sprung Vault	Barren Parallel Bars	Reck Horizontal Bar		
JPN	Japan	43,050	39,500	41,350	42,850	40,000	40,450	247,200	1
FRA	France	42,150	37,850	40,200	42,550	40,900	38,700	242,350	2
RUS	Russia	40,250	36,000	41,850	42,650	38,650	40,500	239,900	3
ITA	Italy I	40,500	37,650	39,900	42,250	39,250	39,850	239,400	4
CAN	Canada	42,550	38,300	40,350	41,200	37,650	38,150	238,200	5
GER	Germany	40,950	37,700	40,400	42,500	37,800	37,250	236,600	6
UKR	Ukrain	41,600	36,300	39,750	40,550	40,100	36,000	234,300	7
ITA	Italy II	40,100	36,050	38,100	41,500	39,150	39,100	234,000	8
SUI	Switzerland	41,750	33,300	40,900	39,500	37,600	39,350	232,400	9
BLR	Belarus	39,550	32,950	39,800	41,750	38,700	36,300	229,050	10
ESP	Spain	40,000	34,150	37,450	39,650	35,550	36,450	223,250	11
AUT	Austria	40,350	33,000	32,950	37,550	36,550	35,800	216,200	12
GER	Berlin I	38,800	31,600	36,100	39,700	33,400	34,050	213,650	13
CZE	Czech Republic	38,150	31,500	33,000	39,000	36,900	34,250	212,800	14
GER	SC Cottbus I	38,450	30,600	34,750	39,350	34,400	33,900	211,450	15
GER	GER Mixed I	38,850	30,900	32,750	37,000	34,600	35,900	210,000	16
GER	Berlin II	38,300	30,550	33,450	39,000	35,750	32,700	209,750	17
NED	Netherlands	38,750	28,300	35,200	32,250	36,700	35,000	206,200	18
CZE	Sokol Brno I	38,750	30,850	31,850	35,150	36,250	32,950	205,800	19
GER	Stuttgart	38,150	29,600	31,150	36,700	35,500	33,200	204,300	20
ISR	Israel	37,000	29,100	31,150	36,500	35,450	31,700	200,900	21
GER	GER Mixed II	24,850	28,100	31,050	35,550	36,550	35,250	191,350	22
GER	SC Cottbus II	38,100	31,200	25,400	21,300	33,100	33,500	182,600	23

20th International Junior-Team-Cup
 March 27/28th, 2015 - Berlin / Germany
 Agegroup I - Jahrgänge 1997 - 1998









Ergebnisse / Results

Start-Nr.	Vorname	Name	JG	AG	Land	Verein							Gesamt	Platz
							Boden Floor	Pauschenpferd Pommel Horse	Ringe Rings	Sprung Vault	Barren Parallel Bars	Reck Horizontal Bar		
76	Andrei	Makolov	1998	I	RUS	Russia	14,850	12,800	14,250	14,800	13,450	13,800	83,950	1
71	Kimitaka	Yokoi	1997	I	JPN	Japan	14,500	13,250	14,450	14,550	12,500	14,200	83,450	2
86	Cameron-Lie	Bernard	1998	I	FRA	France	14,100	12,350	13,750	14,550	13,900	12,100	80,750	3
62	Lozenzo	Galli	1998	I	ITA	Italy I	13,350	12,750	13,850	13,900	13,450	13,400	80,700	4
65	Eduard	Yermakov	1998	I	UKR	Ukrain	14,100	12,450	13,950	13,400	14,100	12,100	80,100	5
54	Nils	Dunkel	1997	I	GER	Germany	13,350	13,000	13,400	14,600	12,750	12,800	79,900	6
83	Marcel	Miette	1998	I	FRA	France	13,250	13,050	13,000	14,300	12,950	13,250	79,800	7
78	Artem	Arnut	1998	I	RUS	Russia	11,250	13,350	13,750	13,550	13,350	14,400	79,650	8
52	Nick	Klessing	1998	I	GER	Germany	14,100	11,600	13,450	14,200	13,250	12,900	79,500	9
60	Luca Lino	Garza	1998	I	ITA	Italy I	13,100	12,300	13,250	14,500	13,000	13,150	79,300	10
67	Ilya	Yakauleu	1997	I	BLR	Belarus	12,950	9,600	13,950	14,650	13,050	13,650	77,850	11
84	Robin Hung	Caillaud	1998	I	FRA	France	14,450	10,300	13,450	13,700	13,750	11,900	77,550	12
38	Niccolo	Belli	1998	I	ITA	Italy II	13,000	11,900	12,500	13,450	13,200	13,050	77,100	13
63	Vladyslav	Kotsyuban	1998	I	UKR	Ukrain	13,550	11,700	13,300	13,400	12,900	12,100	76,950	14
61	Davide	Sborchia	1998	I	ITA	Italy I	13,200	10,950	12,700	13,850	12,500	13,250	76,450	15
79	Andreas	Gribi	1998	I	SUI	Switzerland	13,250	10,400	13,700	12,850	13,200	12,750	76,150	16
93	Joel	Plata Rodriguez	1998	I	ESP	Spain	13,700	13,350	13,100	13,400	10,100	12,400	76,050	17
81	Moreno	Kratter	1998	I	SUI	Switzerland	14,250	9,950	13,500	12,800	11,850	13,650	76,000	18
66	Maksym	Ivanov	1998	I	UKR	Ukrain	13,750	11,800	12,300	13,550	13,100	11,400	75,900	19
36	Roberto	Marzocchi	1998	I	ITA	Italy II	11,600	12,300	12,350	13,750	12,850	12,850	75,700	20
75	Maksim	Sinichkin	1998	I	RUS	Russia	13,850	9,850	13,850	14,300	11,850	10,900	74,600	21
51	Eric	Mihan	1998	I	GER	Germany	13,400	10,600	13,550	13,600	11,800	11,550	74,500	22
90	Luuk Matthijs	van den Broek	1998	I	NED	Netherlands	12,600	12,550	12,100	10,650	12,400	12,900	73,200	23
7	Dschamal	Mergen	1997	I	GER	GER Mixed I	13,900	11,250	11,050	12,450	12,050	12,300	73,000	24
8	Ricardo	Rudy	1998	I	AUT	Austria	13,300	9,600	11,400	13,400	11,750	11,900	71,350	25
41	Leonard	Prügel	1998	I	GER	SC Cottbus I	12,950	9,650	11,800	13,500	11,400	11,550	70,850	26
9	Tim	Kirchmayr	1997	I	AUT	Austria	13,200	11,500	10,350	12,000	12,050	11,450	70,550	27

20th International Junior-Team-Cup
 March 27/28th, 2015 - Berlin / Germany
 Agegroup II - Jahrgänge 1999 - 2000









Ergebnisse / Results

Start-Nr.	Vorname	Name	JG	AG	Land	Verein							Gesamt	Platz
							Boden Floor	Pauschenpferd Pommel Horse	Ringe Rings	Sprung Vault	Barren Parallel Bars	Reck Horizontal Bar		
72	Koki	Maeda	1999	II	JPN	Japan	14,300	13,400	13,100	14,400	12,450	13,200	80,850	1
74	Kakuto	Murayama	2000	II	JPN	Japan	14,250	12,850	12,700	13,750	13,550	13,050	80,150	2
73	Kanta	Amano	1999	II	JPN	Japan	12,400	12,850	13,800	13,900	13,950	12,450	79,350	3
57	William	Emard	2000	II	CAN	Canada	14,450	12,000	13,550	13,650	12,900	12,350	78,900	4
59	Stefano	Patron	1999	II	ITA	Italy I	13,950	12,600	12,800	13,450	12,800	13,200	78,800	5
82	Samir	Serhani	1999	II	SUI	Switzerland	14,250	11,800	13,700	13,350	12,550	12,950	78,600	6
85	Kévin	Carvalho	1999	II	FRA	France	13,600	12,450	11,800	13,700	13,250	13,350	78,150	7
56	Olivier	Menezes Thibault	2000	II	CAN	Canada	13,450	13,150	13,150	13,350	12,300	12,750	78,150	7
35	Nicolo	Mozzato	2000	II	ITA	Italy II	13,750	11,850	12,600	13,300	13,100	12,950	77,550	9
37	Paolo Miguel	Negro	1999	II	ITA	Italy II	13,350	10,100	13,000	14,300	12,450	13,100	76,300	10
70	Dzmitry	Hurnovich	1999	II	BLR	Belarus	13,000	12,350	12,700	12,650	12,550	12,250	75,500	11
53	Erik	Wiesner	1999	II	GER	Germany	13,450	13,100	12,700	13,700	11,600	10,850	75,400	12
64	Maksym	Vasylenko	1999	II	UKR	Ukraine	13,750	12,050	12,500	13,600	10,600	11,800	74,300	13
10	Tamerlan	Tschutschaew	2000	II	AUT	Austria	13,850	11,900	11,200	11,150	12,750	12,300	73,150	14
48	Lucas	Herrmann	1999	II	GER	Berlin I	13,550	10,150	12,300	13,600	10,950	12,200	72,750	15
69	Kiryl	Tsiareshchanka	1999	II	BLR	Belarus	13,600	11,000	13,150	11,900	12,650	10,400	72,700	16
42	Pele	Goldacker	1999	II	GER	SC Cottbus I	12,700	12,100	11,800	13,400	10,600	11,250	71,850	17
77	Aleksandr	Chicherov	1999	II	RUS	Russia	11,550	9,600	13,300	13,250	11,850	12,300	71,850	17
91	Nicolau	Rossello	2000	II	ESP	Spain	13,450	7,700	12,400	13,450	13,200	11,550	71,750	19
21	Martin	Fiala	2000	II	CZE	Sokol Brno I	12,850	11,100	11,200	12,450	12,450	11,150	71,200	20
16	Jakub	Svehlik	1999	II	CZE	Czech Republic	12,750	10,700	10,850	12,500	12,300	11,400	70,500	21
92	Viktor	Lazarenko Lazarenko	1999	II	ESP	Spain	12,850	9,950	11,950	12,800	10,100	12,500	70,150	22
28	Maurice	Praetorius	2000	II	GER	GER Mixed II	13,000	9,450	12,500	12,100	11,400	11,600	70,050	23
4	Daniel	Wörz	2000	II	GER	Berlin II	12,450	10,300	10,650	12,750	12,300	11,100	69,550	24
94	Pol	Diaz Vilá	1999	II	ESP	Spain	10,900	10,850	11,400	11,850	12,250	10,800	68,050	25
50	Eric	Kempf	2000	II	GER	Berlin I	12,550	10,650	11,050	11,450	10,750	11,550	68,000	26
49	Gian-Luca	Helm	1999	II	GER	Berlin I	11,200	9,650	12,250	13,050	11,700	10,100	67,950	27

20th International Junior-Team-Cup
 March 27/28th, 2015 - Berlin / Germany
 Agegroup III - Jahrgänge 2001 und jünger



Ergebnisse / Results

Start-Nr.	Vorname	Name	JG	AG	Land	Verein							Gesamt	Platz
							Boden Floor	Pauschenpferd Pommel Horse	Ringe Rings	Sprung Vault	Barren Parallel Bars	Reck Horizontal Bar		
58	Felix	Dolci	2002	III	CAN	Canada	14,300	13,150	13,650	14,200	12,450	13,050	80,800	1
5	David	Schlüter	2001	III	GER	GER Mixed I	13,550	10,500	11,000	12,600	11,750	11,750	71,150	2
1	Karl-Ole	Gäbler	2001	III	GER	Berlin II	13,400	9,400	11,450	12,700	12,500	11,250	70,700	3
2	Finn	Czach	2002	III	GER	Berlin II	12,450	10,850	11,350	13,550	10,950	10,350	69,500	4
26	Fabian	Schmid	2001	III	GER	Stuttgart	12,700	10,300	10,250	11,300	12,350	11,800	68,700	5
40	Willi	Binder	2003	III	GER	SC Cottbus I	12,800	8,850	10,750	12,450	11,850	11,100	67,800	6
23	Vojtech	Sácha	2002	III	CZE	Sokol Brno I	13,100	9,600	10,300	11,200	12,400	11,200	67,800	6
43	Tom	Schultz	2001	III	GER	SC Cottbus II	12,300	10,500	10,700	10,950	10,500	11,150	66,100	8
44	Lucas	Jeschke	2002	III	GER	SC Cottbus II	12,550	8,800	10,250	10,350	11,500	10,500	63,950	9
24	Milhan	Hosseini	2001	III	GER	Stuttgart	12,300	8,500	6,950	12,650	11,300	11,200	62,900	10
22	David	Zitny	2001	III	CZE	Sokol Brno I	11,650	10,150	10,350	11,500	11,400	5,050	60,100	11
13	Daniel	Prezhyn	2001	III	ISR	Israel	12,400	9,850	8,900	12,150	9,950	5,650	58,900	12
25	Jonas	Wörz	2003	III	GER	Stuttgart	11,900	3,800	9,600	10,800	10,500	10,200	56,800	13
31	Laurent	Gosselin-Paradis	2001	III	GER	GER Mixed II	0,000	0,000	0,000	0,000	0,000	0,000	0,000	14



Gerätefinale

Boden /
Floor exercise



Agegroup I - Jahrgänge 1997 - 1998

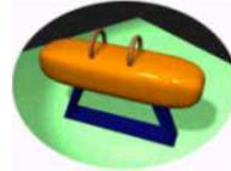
Finale

Start-Nr.	Vorname	Name	JG	AG	Land	Verein	D-Wert	E-Wert	Penalty	Finalwert	Platz
84	Robin	Hung Caillaud	1998	I	FRA	France	5,00	9,35		14,35	1
71	Kitataka	Yokoi	1997	I	JPN	Japan	5,30	8,60		13,90	2
81	Moreno	Kratter	1998	I	SUI	Switzerland	5,30	8,55		13,85	3
65	Eduard	Yermakov	1998	I	UKR	Ukrain	5,00	8,70		13,70	4
51	Nick	Klessing	1998	I	GER	Germany	5,50	8,10		13,60	5
47	Dario	Sissakis	1998	I	GER	Berlin I	5,30	8,20		13,50	6
76	Andrei	Makolov	1998	I	RUS	Russia	5,70	7,75		13,45	7



Gerätefinale

Pauschenpferd /
pommelhorse



Agegroup I - Jahrgänge 1997 - 1998

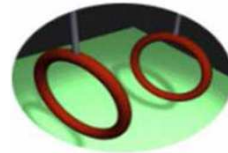
Finale

Start-Nr.	Vorname	Name	JG	AG	Land	Verein	D-Wert	E-Wert	Penalty	Finalwert	Platz
78	Artem	Arnut	1998	I	RUS	Russia	5,10	8,40		13,50	1
54	Nils	Dunkel	1997	I	GER	Germany	5,40	7,95		13,35	2
62	Lozenzo	Galli	1998	I	ITA	Italy I	5,00	8,25		13,25	3
93	Joel	Plata Rodriguez	1998	I	ESP	Spain	4,90	7,55		12,45	4
71	Kimitaka	Yokoi	1997	I	JPN	Japan	4,80	6,05		10,85	5
83	Baptiste Jules Francis	Miette	1998	I	FRA	France	4,90	4,40		9,30	6



Gerätefinale

Ringe /
rings



Agegroup I - Jahrgänge 1997 - 1998

Finale

Start-Nr.	Vorname	Name	JG	AG	Land	Verein	D-Wert	E-Wert	Penalty	Finalwert	Platz
71	Kimitaka	Yokoi	1997	I	JPN	Japan	5,20	8,90		14,10	1
62	Lozenzo	Galli	1998	I	ITA	Italy I	4,80	8,90		13,70	2
54	Nils	Dunkel	1997	I	GER	Germany	5,10	8,45		13,55	3
67	Ilya	Yakauleu	1997	I	BLR	Belarus	5,30	8,10		13,40	4
76	Andrei	Makolov	1998	I	RUS	Russia	5,00	8,20		13,20	5
86	Cameron-Lie	Bernard	1998	I	FRA	France	5,20	7,95		13,15	6
65	Eduard	Yermakov	1998	I	UKR	Ukrain	5,40	7,70		13,10	7



Gerätefinale

Sprung /
vault



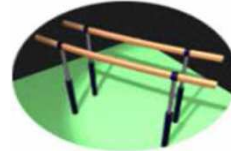
Agegroup I - Jahrgänge 1997 - 1998

							Finale					
Start-Nr.	Vorname	Name	JG	AG	Land	Verein	D-Wert	E-Wert	Penalty	Sprungwert	Finalwert	Platz
76	Andrei	Makolov	35958	I	RUS	Russia	5,20	9,65		14,85	14,275	1
							4,40	9,30		13,70		
66	Maksym	Ivanov	35862	I	UKR	Ukrain	5,60	8,20	0,1	13,70	13,650	2
							4,40	9,20	13,60			
51	Nick	Klessing	35809	I	GER	Germany	5,60	8,35	0,1	13,85	13,575	3
							4,40	8,90	13,30			
93	Joel	Plata Rodriguez	35874	I	ESP	Spain	5,20	7,80	0,1	12,90	13,300	4
							4,40	9,30	13,70			
41	Leonard	Prügel	36023	I	GER	SC Cottbus I	4,40	9,20	0,1	13,50	12,600	5
							3,20	8,50	11,70			



Gerätefinale

Barren /
parallel bar

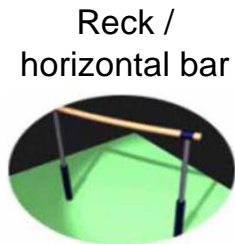


Agegroup I - Jahrgänge 1997 - 1998

Finale											
Start-Nr.	Vorname	Name	JG	AG	Land	Verein	D-Wert	E-Wert	Penalty	Finalwert	Platz
86	Cameron-Lie	Bernard	1998	I	FRA	France	5,30	8,80		14,10	1
65	Eduard	Yermakov	1998	I	UKR	Ukrain	5,90	7,90		13,80	2
76	Andrei	Makolov	1998	I	RUS	Russia	5,50	8,00		13,50	3
51	Nick	Klessing	1998	I	GER	Germany	4,80	8,50		13,30	4
62	Lozenzo	Galli	1998	I	ITA	Italy I	4,70	7,60		12,30	5
79	Andreas	Gribi	1998	I	SUI	Switzerland	5,00	6,95		11,95	6
47	Dario	Sissakis	1998	I	GER	Berlin I	4,00	7,10		11,10	7



Gerätefinale



Agegroup I - Jahrgänge 1997 - 1998

Finale

Start-Nr.	Vorname	Name	JG	AG	Land	Verein	D-Wert	E-Wert	Penalty	Finalwert	Platz
71	Kimitaka	Yokoi	1997	I	JPN	Japan	5,40	8,55		13,95	1
78	Artem	Arnut	1998	I	RUS	Russia	5,40	8,10		13,50	2
83	Baptiste Jules Francis	Miette	1998	I	FRA	France	4,80	8,60		13,40	3
67	Ilya	Yakauleu	1997	I	BLR	Belarus	4,90	8,05		12,95	4
62	Lozenzo	Galli	1998	I	ITA	Italy I	4,70	8,05		12,75	5
81	Moreno	Kratter	1998	I	SUI	Switzerland	5,40	7,15		12,55	6



Gerätefinale

Boden /
Floor exercise



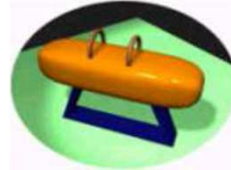
Agegroup II - Jahrgänge 1999 - 2000

							Finale				
Start-Nr.	Vorname	Name	JG	AG	Land	Verein	D-Wert	E-Wert	Penalty	Finalwert	Platz
82	Samir	Serhani	1999	II	SUI	Switzerland	5,50	8,75		14,25	1
57	William	Emard	2000	II	CAN	Canada	5,10	9,00	0,1	14,00	2
59	Stefano	Patron	1999	II	ITA	Italy I	4,60	9,20		13,80	3
72	Koki	Maeda	1999	II	JPN	Japan	5,10	8,25		13,35	4
10	Tamerlan	Tschutschaew	2000	II	AUT	Austria	4,10	8,25		12,35	5
48	Lucas	Herrmann	1999	II	GER	Berlin I	4,40	7,85		12,25	6
64	Maksym	Vasylenko	1999	II	UKR	Ukrain	5,20	6,25		11,45	7



Gerätefinale

Pauschenpferd /
pommelhorse



Agegroup II - Jahrgänge 1999 - 2000


Finale

Start-Nr.	Vorname	Name	JG	AG	Land	Verein	D-Wert	E-Wert	Penalty	Finalwert	Platz
56	Olivier	Menezes Thibault	2000	II	CAN	Canada	4,90	8,95		13,85	1
72	Koki	Maeda	1999	II	JPN	Japan	5,00	8,25		13,25	2
53	Erik	Wiesner	1999	II	GER	Germany	4,90	7,90		12,80	3
50	Eric	Kempf	2000	II	GER	Berlin I	4,70	7,35		12,05	4
70	Dzmitry	Hurynovich	1999	II	BLR	Belarus	4,30	7,40		11,70	5
85	Kévin	Carvalho	1999	II	FRA	France	4,60	6,30		10,90	6
59	Stefano	Patron	1999	II	ITA	Italy I	3,60	6,65		10,25	7



Gerätefinale

Ringe /
rings



BTB 
BERLINER TURN- UND
FREIZEITSPORT-BUND



Agegroup II - Jahrgänge 1999 - 2000

Finale

Start-Nr.	Vorname	Name	JG	AG	Land	Verein	D-Wert	E-Wert	Penalty	Finalwert	Platz
73	Kanta	Amano	1999	II	JPN	Japan	5,00	8,80		13,80	1
57	William	Emard	2000	II	CAN	Canada	4,50	9,20		13,70	2
82	Samir	Serhani	1999	II	SUI	Switzerland	4,90	8,40		13,30	3
37	Paolo Miguel	Negro	1999	II	ITA	Italy II	4,40	8,65		13,05	4
69	Kiryl	Tsiareshchanka	1999	II	BLR	Belarus	4,50	8,40		12,90	5
77	Aleksandr	Chicherov	1999	II	RUS	Russia	4,70	8,10		12,80	6
49	Gian-Luca	Helm	1999	II	GER	Berlin I	4,20	8,35		12,55	7



Gerätefinale

Sprung /
vault



BTB 
BERLINER TURN- UND
FREIZEITSPORT-BUND




Agegroup II - Jahrgänge 1999 - 2000

							Finale					
Start-Nr.	Vorname	Name	JG	AG	Land	Verein	D-Wert	E-Wert	Penalty	Sprungwert	Finalwert	Platz
68	Yahor	Sharamkou	36223	II	BLR	Belarus	5,20	9,25		14,45	14,425	1
							5,60	8,80		14,40		
37	Paolo Miguel	Negro	36509	II	ITA	Italy II	4,80	9,15		13,95	13,575	2
							3,60	9,60		13,20		
64	Maksym	Vasylenko	36206	II	UKR	Ukrain	5,20	9,05		14,25	13,350	3
							3,60	8,85		12,45		
91	Nicolau	Rossello	36656	II	ESP	Spain	4,40	9,35		13,75	13,250	4
							3,60	9,15		12,75		
57	William	Emard	36602	II	CAN	Canada	4,40	9,25		13,65	12,925	5
							2,80	9,40		12,20		
4	Daniel	Wörz	36665	II	GER	Berlin II	4,40	8,90		13,30	12,600	6
							2,80	9,10		11,90		



Gerätefinale

Barren /
parallel bar

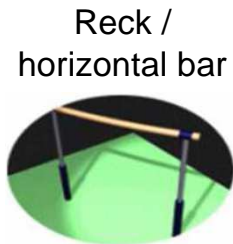


Agegroup II - Jahrgänge 1999 - 2000

							Finale				
Start-Nr.	Vorname	Name	JG	AG	Land	Verein	D-Wert	E-Wert	Penalty	Finalwert	Platz
48	Lucas	Herrmann	1999	II	GER	Berlin I	4,70	8,25		12,95	1
91	Nicolau	Rossello	2000	II	ESP	Spain	4,50	8,20		12,70	2
85	Kévin	Carvalho	1999	II	FRA	France	4,60	7,80		12,40	3
35	Nicolo	Mozzato	2000	II	ITA	Italy II	4,40	7,95		12,35	4
73	Kanta	Amano	1999	II	JPN	Japan	5,00	7,00		12,00	5
68	Yahor	Sharamkou	1999	II	BLR	Belarus	4,20	7,75		11,95	6
57	William	Emard	2000	II	CAN	Canada	4,20	7,10		11,30	7



Gerätefinale



Reck /
horizontal bar



Agegroup II - Jahrgänge 1999 - 2000

Finale											
Start-Nr.	Vorname	Name	JG	AG	Land	Verein	D-Wert	E-Wert	Penalty	Finalwert	Platz
59	Stefano	Patron	1999	II	ITA	Italy I	4,50	8,75		13,25	1
72	Koki	Maeda	1999	II	JPN	Japan	4,80	8,40		13,20	2
82	Samir	Serhani	1999	II	SUI	Switzerland	5,00	7,80		12,80	3
56	Olivier	Menezes Thibault	2000	II	CAN	Canada	4,70	7,65		12,35	4
85	Kévin	Carvalho	1999	II	FRA	France	4,90	6,80		11,70	5
92	Viktor	Lazarenko Lazarenko	1999	II	ESP	Spain	4,10	6,95		11,05	6
4	Daniel	Wörz	2000	II	GER	Berlin II	3,40	6,05		9,45	7



Gerätefinale

Boden /
Floor exercise



Agegroup III - Jahrgänge 2001 und jünger

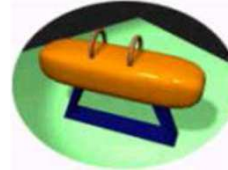
Finale

Start-Nr.	Vorname	Name	JG	AG	Land	Verein	D-Wert	E-Wert	Penalty	Finalwert	Platz
5	David	Schlüter	2001	III	GER	GER Mixed I	4,70	9,05		13,750	1
58	Felix	Dolci	2002	III	CAN	Canada	5,50	8,45	0,3	13,650	2
40	Willi	Binder	2003	III	GER	SC Cottbus I	4,20	8,95		13,150	3
1	Karl-Ole	Gäbler	2001	III	GER	Berlin II	4,50	8,00	0,1	12,400	4
13	Daniel	Prezhyn	2001	III	ISR	Israel	4,10	8,20		12,300	5
23	Vojtech	Sácha	2002	III	CZE	Sokol Brno I	4,20	7,90		12,100	6



Gerätefinale

Pauschenpferd /
pommelhorse



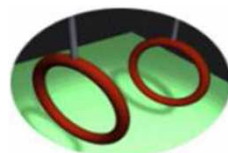
Agegroup III - Jahrgänge 2001 und jünger

							Finale				
Start-Nr.	Vorname	Name	JG	AG	Land	Verein	D-Wert	E-Wert	Penalty	Finalwert	Platz
58	Felix	Dolci	2002	III	CAN	Canada	4,30	8,35		12,650	1
22	David	Zitny	2001	III	CZE	Sokol Brno I	2,90	7,20		10,100	2
2	Finn	Czach	2002	III	GER	Berlin II	3,60	5,60		9,200	3
5	David	Schlüter	2001	III	GER	GER Mixed I	3,60	5,40		9,000	4
13	Daniel	Prezhyn	2001	III	ISR	Israel	2,40	6,20		8,600	5
43	Tom	Schultz	2001	III	GER	SC Cottbus II	3,60	4,60		8,200	6



Gerätefinale

Ringe /
rings



Agegroup III - Jahrgänge 2001 und jünger

Finale

Start-Nr.	Vorname	Name	JG	AG	Land	Verein	D-Wert	E-Wert	Penalty	Finalwert	Platz
58	Felix	Dolci	2002	III	CAN	Canada	4,80	8,75		13,550	1
2	Finn	Czach	2002	III	GER	Berlin II	3,40	8,45		11,850	2
5	David	Schlüter	2001	III	GER	GER Mixed I	3,10	8,20		11,300	3
1	Karl-Ole	Gäbler	2001	III	GER	Berlin II	3,50	7,25		10,750	4
22	David	Zitny	2001	III	CZE	Sokol Brno I	2,10	8,50		10,600	5
13	Daniel	Prezhyn	2001	III	ISR	Israel	2,30	8,15		10,450	6



Gerätefinale

Sprung /
vault



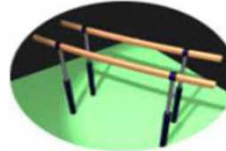
Agegroup III - Jahrgänge 2001 und jünger

							Finale					
Start-Nr.	Vorname	Name	JG	AG	Land	Verein	D-Wert	E-Wert	Penalty	Sprungwert	Finalwert	Platz
58	Felix	Dolci	37381	III	CAN	Canada	5,2	9,25		14,45	13,450	1
							2,8	9,65		12,45		
2	Finn	Czach	37348	III	GER	Berlin II	4,4	9,3		13,70	12,675	2
							2,8	8,85		11,65		
1	Karl-Ole	Gäbler	36951	III	GER	Berlin II	3,6	9,3		12,90	12,425	3
							2,8	9,15		11,95		
40	Willi	Binder	37856	III	GER	SC Cottbus I	3,6	7,25		10,85	11,375	4
							2,8	9,1		11,90		



Gerätefinale

Barren /
parallel bar



Agegroup III - Jahrgänge 2001 und jünger

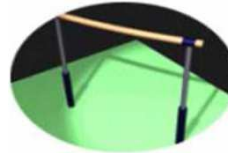
Finale

Start-Nr.	Vorname	Name	JG	AG	Land	Verein	D-Wert	E-Wert	Penalty	Finalwert	Platz
58	Felix	Dolci	2002	III	CAN	Canada	4,50	8,70		13,200	1
26	Fabian	Schmid	2001	III	GER	Stuttgart	3,90	8,55		12,450	2
40	Willi	Binder	2003	III	GER	SC Cottbus I	3,00	8,90		11,900	3
1	Karl-Ole	Gäbler	2001	III	GER	Berlin II	3,60	8,10		11,700	4
23	Vojtech	Sácha	2002	III	CZE	Sokol Brno I	3,70	5,60		9,300	5
13	Daniel	Prezhyn	2001	III	ISR	Israel	3,20	6,10		9,300	5



Gerätefinale

Reck /
horizontal bar



Agegroup III - Jahrgänge 2001 und jünger

Finale

Start-Nr.	Vorname	Name	JG	AG	Land	Verein	D-Wert	E-Wert	Penalty	Finalwert	Platz
58	Felix	Dolci	2002	III	CAN	Canada	4,70	7,75		12,450	1
5	David	Schlüter	2001	III	GER	GER Mixed I	3,40	8,30		11,700	2
26	Fabian	Schmid	2001	III	GER	Stuttgart	3,20	8,50		11,700	3
1	Karl-Ole	Gäbler	2001	III	GER	Berlin II	2,80	8,75		11,550	4
23	Vojtech	Sácha	2002	III	CZE	Sokol Brno I	2,40	8,60		11,000	5