



Youth Competition Trampoline

SUI – FRA - GER

Totals per Country

1. France	1108.265 Pts
2. Germany	1103.830 Pts
3. Switzerland	1027.960 Pts

Junior Girls Team

1. France	418.650 Pts
2. Germany	414.630 Pts
3. Switzerland	390.565 Pts

Junior Boys Team

1. Germany	445.850 Pts
2. France	441.605 Pts
3. Switzerland	409.085 Pts

Junior Girls Synchro

1. France	121.330 Pts
2. Germany	118.720 Pts
3. Switzerland	107.270 Pts

Junior Boys Synchro

1. France	126.680 Pts
2. Germany	124.630 Pts
3. Switzerland	121.040 Pts















Juniorenlaenderkampf SUI-GER-FRA *Event subtitle*
Individual trampoline — Junior Girls — Qualification

					S1	S2	S3	S4	S5	S6	S7	S8	S9	S10	L	A	E	D	H	Time	Total	Score
1.	00023794	MUSSMANN Emily		2002	2	2	2	3	2	2	4	2	1	2	1	0	17.7		9.10	15.795	42.595	94.295
			SUI		4	4	4	3	2	2	3	4	4	3	0	0	16.7	10.4	9.60	15.000	51.700	
2.	00031313	BEYROUTI Jade		2002	2	0	2	2	2	4	2	2	1	2	0	0	18.1		9.90	15.380	43.380	93.330
			FRA		5	6	6	6	4	6	5	2	2	4	2	0	15.2	11.2	8.80	14.750	49.950	
3.	00031334	BAUMANN Isabel		2001	2	2	0	2	2	2	2	4	3	4	2	0	17.5		9.60	15.550	42.650	91.665
			GER		2	2	0	3	2	2	2	4	2	2	2	0	17.7	5.8	9.50	16.015	49.015	
4.	00031330	SCHULDT Christine		2002	1	2	0	3	4	2	4	4	6	4	4	0	16.6		9.50	15.575	41.675	91.400
			GER		6	4	8	6	4	3	4	7	6	8	2	0	14.2	11.2	9.70	14.625	49.725	
5.	00041548	BROUSSE Clea		2004	2	2	2	2	4	3	4	3	2	3	0	0	17.3		9.50	14.895	41.695	90.865
			FRA		4	4	4	6	6	4	4	4	2	6	0	0	15.6	10.0	9.40	14.170	49.170	
6.	00041536	RIOU Zetie		2003	2	2	2	2	4	3	3	2	0	2	0	0	17.8		9.60	14.935	42.335	90.410
			FRA		4	4	4	6	5	6	8	5	4	6	0	0	14.8	10.1	9.00	14.175	48.075	
7.	00033138	ZBINDEN Anja		2004	0	3	2	2	2	2	2	4	1	4	0	0	17.8		9.50	14.780	42.080	89.240
			SUI		6	4	5	4	6	6	4	4	4	6	0	0	15.1	9.4	9.00	13.660	47.160	
8.	00042922	IMLE Vanessa		2004	2	4	0	4	4	2	4	4	4	4	2	0	16.6		9.90	15.550	42.050	88.810
			GER		4	6	6	9	5	6	4	4	4	6	2	0	14.4	8.6	9.10	14.660	46.760	
9.	00033135	BITTERLI Lavinia		2004	2	2	2	4	2	2	3	4	2	4	1	0	17.2		9.50	14.540	41.240	88.540
			SUI		6	4	6	4	4	6	4	4	4	6	2	0	15.0	9.3	9.10	13.900	47.300	
10.	00041623	RENAUDIN Carla		2003	2	4	2	4	4	6	4	6	8	8	1	0	15.1		9.30	15.765	40.165	87.900
			FRA		5	4	6	8	7	6	6	6	6	6	0	0	14.0	9.4	9.50	14.835	47.735	
11.	00031323	STÖHR Gabriela		2002	3	4	2	4	2	2	4	6	6	4	0	0	16.3		9.40	15.085	40.785	87.360
			GER		4	4	6	8	6	8	5	4	6	8	1	0	14.0	8.6	9.10	14.875	46.575	
12.	00023795	GLASL Fiona		2002	2	2	1	2	4	3	4	4	4	5	4	0	16.5		9.40	15.800	41.700	52.330
			SUI		4	6										0	3.0	2.5	2.00	3.130	10.630	

Generated by sporttech.io official scoring system at Mar 10, 2018 10:35:52 AM. Live results at www.sporttech.io/explore.



Juniorenlaenderkampf SUI-GER-FRA *Event subtitle*
Individual trampoline — Junior Girls — Final

				S1	S2	S3	S4	S5	S6	S7	S8	S9	S10	L	A	E	D	H	Time	Total	Score	
1.	MUSSMANN	Emity	 SUI	2002	4	4	6	4	3	2	3	4	4	0	0	16.2	10.4	9.30	15.260	51.160	51.160	
2.	BROUSSE	Clea	 FRA	2004	4	4	4	6	5	4	4	4	2	6	0	0	15.7	10.0	9.60	14.595	49.895	49.895
3.	RIOU	Zelie	 FRA	2003	4	4	4	6	4	6	4	4	4	2	0	15.4	10.1	9.00	14.470	48.970	48.970	
4.	BITTERLI	Lavinia	 SUI	2004	6	3	4	5	4	5	3	4	4	6	2	0	15.4	9.3	9.20	14.110	48.010	48.010
5.	IMLE	Vanessa	 GER	2004	4	6	6	6	4	4	4	4	4	6	0	0	15.2	8.6	9.30	14.575	47.675	47.675
6.	STÖHR	Gabriela	 GER	2002	2	4	4	6	6	6	4	4	6	6	0	0	15.2	8.6	8.90	14.885	47.585	47.585
7.	BAUMANN	Isabel	 GER	2001	2	2	0	2	2	2	3	4	4	4	2	0	17.3	5.8	8.60	15.795	47.495	47.495
8.	SCHULDT	Christine	 GER	2002	6	4	8	6	4	3	4	8	8	7	1	0	14.1	8.9	9.20	14.585	46.785	46.785
9.	RENAUDIN	Carla	 FRA	2003	5	4	5	8	8	6	7	9	7	4	0	0	13.7	7.7	8.90	14.880	45.180	45.180
10.	GLASL	Fiona	 SUI	2002	2	2	1	2							0	7.3	1.5	3.50	6.560	18.860	18.860	
11.	ZBINDEN	Anja	 SUI	2004	6	4	6								0	4.4	3.4	2.50	4.285	14.585	14.585	
12.	BEYROUTI	Jade	 FRA	2002	6	5									0	2.9	2.7	1.80	3.160	10.560	10.560	

Generated by sporttech.io official scoring system at **Mar 10, 2018 10:18:37 AM**. Live results at www.sporttech.io/explore.















Juniorenlaenderkampf SUI-GER-FRA *Event subtitle*
Individual trampoline — Junior Boys — Qualification

					S1	S2	S3	S4	S5	S6	S7	S8	S9	S10	L	A	E	D	H	Time	Total	Score	
1.	00024996	RIOU	Florestan		2001	0	2	2	2	4	2	2	2	2	0	0	18.0		9.30	17.920	45.220	103.010	
				FRA		4	4	4	4	4	2	4	4	4	0	0	16.2	14.6	9.80	17.190	57.790		
2.	00033148	BRUHIN	Loan		2001	1	2	0	4	2	4	2	2	2	4	0	0	17.7		9.10	17.170	43.970	98.945
				SUI		4	4	4	3	5	2	4	4	3	4	4	0	15.9	13.6	9.60	15.875	54.975	
3.	00031331	RÖSLER	Manuel		2002	0	0	0	2	3	2	2	3	0	2	0	18.4		9.50	16.770	44.670	97.475	
				GER		4	6	4	4	6	6	6	6	6	4	0	14.2	13.3	9.40	15.905	52.805		
4.	00042272	LAUXTERMANN	Caio		2003	0	2	2	2	5	4	5	3	3	4	0	0	17.0		9.30	16.785	43.085	96.145
				GER		4	6	6	4	6	4	4	6	5	8	2	0	14.5	13.1	9.40	16.060	53.060	
5.	00036233	BUBNER	Jacob		2001	1	2	2	1	2	2	4	4	2	2	0	17.6		9.60	15.995	43.195	92.920	
				GER		5	5	6	4	4	6	5	5	6	7	2	0	14.5	11.0	8.80	15.425	49.725	
6.	00036116	WALDNER	Luc		2002	2	4	3	4	4	5	4	6	4	4	0	15.8		9.20	16.520	41.520	92.635	
				SUI		6	4	6	7	8	5	6	4	6	6	4	0	13.8	12.3	9.60	15.415	51.115	
7.	00034705	BUDDE	Max Otto		2002	0	2	0	3	4	2	4	4	4	2	0	17.3		9.50	16.395	43.195	89.910	
			Jörn	GER		4	6	6	6	6	4	6	6	8		0	12.8	11.7	8.20	14.015	46.715		
8.	00041551	MAXIMILIEN	Tom		2001	2	2	2	1	3	4	2	2	4	4	1	0	17.3		9.60	16.405	43.305	89.300
				FRA		4	2	4	6	4	6	6	6	6		0	13.6	10.2	7.90	14.295	45.995		
9.	00034692	REMY	Victor		2003	4	2	2	2	4	2	4	4	0	2	0	17.4		9.00	14.880	41.280	89.285	
				FRA		6	4	6	5	6	6	6	8	8	4	1	0	14.0	10.8	8.90	14.305	48.005	
10.	00041791	CORTHÉSY	Robin		2005	2	4	4	4	4	6	3	3	4	4	2	0	16.0		9.50	14.085	39.585	85.065
				SUI		6	6	6	8	6	6	6	4	6	9	2	0	13.5	9.1	9.10	13.780	45.480	
11.	00036593	WYSS	Noa		2004	4	4	4	4	4	4	4	4	4	0	0	16.0		8.70	16.250	40.950	56.705	
				SUI		6	5	8								0	4.1	3.6	2.50	5.555	15.755		
12.	00037277	HOERNER	Emile		2002	3	1	2	2	3	2	2	2	2	3	0	0	17.8		9.50	15.640	42.940	53.895
				FRA		4	7									0	2.9	3.1	1.70	3.255	10.955		

Generated by sporttech.io official scoring system at Mar 10, 2018 12:07:02 PM. Live results at www.sporttech.io/explore.





















Juniorenlaenderkampf SUI-GER-FRA *Event subtitle*
Individual trampoline — Junior Boys — Final

				S1	S2	S3	S4	S5	S6	S7	S8	S9	S10	L	A	E	D	H	Time	Total	Score	
1.	RIOU	Florestan	 FRA	2001	2	4	4	6	5	4	4	4	4	0	0	15.9	14.6	9.50	16.985	56.985	56.985	
2.	RÖSLER	Manuel	 GER	2002	4	4	4	4	6	4	4	4	7	3	0	15.2	13.3	9.40	16.055	53.955	53.955	
3.	LAUXTERMANN	Caio	 GER	2003	4	6	6	4	6	6	4	6	4	2	0	14.6	13.3	8.90	15.935	52.735	52.735	
4.	BUDDE	Max Otto Jörn	 GER	2002	4	5	6	4	6	4	6	5	6	8	2	0	14.4	13.1	9.30	15.670	52.470	52.470
5.	MAXIMILIEN	Tom	 FRA	2001	5	2	4	6	4	6	6	6	6	0	0	14.9	12.1	9.00	15.845	51.845	51.845	
6.	BUBNER	Jacob	 GER	2001	6	4	6	5	4	6	4	6	4	8	0	0	14.7	11.5	9.10	15.425	50.725	50.725
7.	REMY	Victor	 FRA	2003	6	2	6	4	6	6	6	7	7	6	0	0	14.4	11.5	9.20	14.420	49.520	49.520
8.	WYSS	Noa	 SUI	2004	8	7	6	4	5	8	6	6	6	0	0	13.8	10.6	8.60	15.380	48.380	48.380	
9.	CORTHÉSY	Robin	 SUI	2005	6	6	6	7	5	6	6	4	5	10	0	0	13.9	9.1	9.50	13.925	46.425	46.425
10.	WALDNER	Luc	 SUI	2002	4	4	6	8	8	4	6					0	10.0	8.6	6.50	11.170	36.270	36.270
11.	BRUHIN	Loan	 SUI	2001	5	5										0	3.0	2.8	1.80	3.455	11.055	11.055
12.	HOERNER	Emile	 FRA	2002	6											0	1.4	1.7	0.80	1.610	5.510	5.510

Generated by sporttech.io official scoring system at Mar 10, 2018 12:01:09 PM. Live results at www.sporttech.io/explore.













Juniorenlaenderkampf SUI-GER-FRA *Event subtitle*
 Synchronised trampoline – Synchro Junior Girls – Qualification

				S1	S2	S3	S4	S5	S6	S7	S8	S9	S10	L	A	E	D	H	Synchro	Total	Score
1.	RIOU	Zelie	 2003	1.0	1.0	1.0	2.0	2.0	1.5	2.0	1.5	1.0	2.0	0.5	0	8.45		9.40	17.54	35.390	78.670
	BROUSSE	Clea	 2004	1.0	3.0	2.5	2.5	2.5	2.0	2.5	2.5	2.5	3.5	1.0	0	7.45	8.7	9.25	17.88	43.280	
			 FRA																		
2.	BAUMANN	Isabel	 2001	0.5	1.0	0	1.0	1.5	1.0	1.5	2.0	1.5	1.5	0	0	8.85		9.80	16.62	35.270	77.630
	SCHULDT	Christine	 2002	0.5	1.0	0.5	1.0	1.0	1.0	1.5	2.5	1.0	1.0	1.0	0	8.80	5.8	9.80	17.96	42.360	
			 GER																		
3.	IMLE	Vanessa	 2004	1.0	2.0	0.5	1.5	1.5	1.0	2.0	2.5	2.0	2.0	0	0	8.40		9.95	16.08	34.430	77.080
	STÖHR	Gabriela	 2002	2.0	1.5	2.5	2.5	2.5	2.0	2.0	2.0	2.5	3.0	0	0	7.75	8.0	9.40	17.50	42.650	
			 GER																		
4.	MUSSMANN	Emily	 2002	0.5	1.0	1.5	2.0	1.5	2.0	2.0	2.0	0.5	2.5	0.5	0	8.40		9.60	18.94	36.940	66.390
	GLASL	Fiona	 2002	1.0	1.0	1.5	1.5	1.5	2.0	3.0					0	5.85	4.2	6.40	13.00	29.450	
			 SUI																		
5.	BEYROUTI	Jade	 2002	0.5	1.5	1.0	2.0	1.0	2.0	1.5	2.0	1.5	2.0	1.0	0	8.40		9.35	17.74	35.490	39.900
	RENAUDIN	Carla	 2003	2.5											0	0.75	1.3	1.00	1.36	4.410	
			 FRA																		
6.	BITTERLI	Lavinia	 2004	0.5	1.5	1.5	1.5	1.5	1.0	2.0					0	6.05		6.55	13.04	25.640	25.640
	ZBINDEN	Anja	 2004																		—
			 SUI																		

Generated by sporttech.io official scoring system at Mar 10, 2018 4:00:23 PM. Live results at www.sporttech.io/explore.



Juniorenlaenderkampf SUI-GER-FRA *Event subtitle*
Synchronised trampoline — Synchro Junior Girls — Final

					S1	S2	S3	S4	S5	S6	S7	S8	S9	S10	L	A	E	D	H	Synchro	Total	Score
1.	BAUMANN SCHULDT	Isabel Christine	  GER	2001 2002	0.5	1.0	0	1.0	1.5	1.0	1.5	2.0	1.0	2.0	1.0	0	8.75	5.8	9.90	18.56	43.010	43.010
2.	RIOU BROUSSE	Zelie Clea	  FRA	2003 2004	1.5	3.0	3.0	3.0	2.0	2.5	2.0	2.5	2.0	2.0	0	0	7.65	8.7	8.95	17.26	42.560	42.560
3.	MUSSMANN GLASL	Emily Fiona	  SUI	2002 2002	1.0	1.5	1.0	2.0	1.0	1.5	2.5	3.0	1.0	2.0	1.5	0	8.20	5.7	9.10	17.88	40.880	40.880
4.	IMLE STÖHR	Vanessa Gabriela	  GER	2004 2002	2.0	1.0	2.0	3.0	2.0	2.0	2.5	2.5	3.5	3.5	0.5	0	7.55	8.0	9.15	16.30	-0.2 → 40.800	40.800
5.	BEYROUTI RENAUDIN	Jade Carla	  FRA	2002 2003	1.5	2.5	2.5									0	2.35	3.4	2.85	3.96	12.560	12.560

Generated by sporttech.io official scoring system at Mar 8, 2018 4:52:14 PM. Live results at www.sporttech.io/explore.









Juniorenlaenderkampf SUI-GER-FRA *Event subtitle*
Synchronised trampoline – Synchro Junior Boys – Qualification

				S1	S2	S3	S4	S5	S6	S7	S8	S9	S10	L	A	E	D	H	Synchro	Total	Score	
1.	REMY	Victor		2003	2.0	1.5	1.0	1.0	2.5	2.0	2.0	2.0	1.0	2.0	0	0	8.30		9.00	18.84	36.140	81.420
	HOERNER	Emile		2002	3.5	2.0	3.0	2.0	2.5	3.5	3.5	2.5	2.0	2.0	0.5	0	7.30	10.8	9.30	17.88	45.280	
2.	RIOU	Florestan		2001	0.5	1.5	2.0	1.5	2.0	2.0	1.5	1.5	2.0	2.0	1.5	0	8.20		9.50	17.64	35.340	80.610
	MAXIMILIEN	Tom		2001	2.0	2.5	2.5	2.5	2.5	3.0	3.0	1.5	2.0	3.0	0	0	7.55	11.9	9.10	16.72	45.270	
3.	BUBNER	Jacob		2001	1.0	1.0	1.0	1.5	1.0	1.0	2.5	3.0	1.5	1.5	0.5	0	8.45		9.65	17.82	35.920	79.620
	LAUXTERMANN	Caio		2003	0.5	1.0	1.5	2.0	2.0	1.5	2.0	2.5	2.0	3.0	1.0	0	8.10	7.8	9.70	18.10	43.700	
4.	BRUHIN	Loan		2001	1.0	2.0	1.5	1.5	2.0	2.0	2.0	1.5	1.5	1.5	1.0	0	8.25		9.35	16.44	34.040	76.770
	WALDNER	Luc		2002	0.5	1.5	1.0	2.5	2.0	2.0	1.5	2.0	2.5	2.0	0	0	8.25	7.9	9.50	17.08	42.730	
5.	CORTHÉSY	Robin		2005	0.5	3.0	2.5	3.0	3.0	3.0	2.0	2.0	3.5	3.0	1.0	0	7.35		9.45	18.14	34.940	74.180
	WYSS	Noa		2004	1.5	3.0	4.0	3.0	3.0	3.5	2.0	2.5	3.0	3.0	1.0	0	7.05	6.4	9.45	16.34	39.240	
6.	BUDDE	Max Otto		2002	0.5	0.5	0	1.0	1.5	1.0	1.5	1.5	1.0	1.5	0.5	0	8.95		9.80	18.30	37.050	46.940
	RÖSLER	Jörn		2002	2.5	2.5										0	1.50	2.9	1.85	3.64	9.890	
		Manuel																				

Generated by sporttech.io official scoring system at Mar 10, 2018 4:08:28 PM. Live results at www.sporttech.io/explore.



Juniorenlaenderkampf SUI-GER-FRA *Event subtitle*
Synchronised trampoline — Synchro Junior Boys — Final

				S1	S2	S3	S4	S5	S6	S7	S8	S9	S10	L	A	E	D	H	Synchro	Total	Score
1.	RIOU MAXIMILIEN	Florestan Tom	 FRA 2001	2.0	2.5	3.0	2.0	2.5	2.5	2.5	1.5	1.5	3.0	0.5	0	7.65	11.2	9.45	16.96	45.260	45.260
2.	REMY HOERNER	Victor Emile	 FRA 2002	3.5	1.5	2.5	2.5	2.5	3.0	2.0	2.0	2.0	2.5	0.5	0	7.55	10.8	8.90	17.96	45.210	45.210
3.	BUBNER LAUXTERMANN	Jacob Caio	 GER 2003	0.5	0.5	1.5	1.0	1.5	1.5	2.0	2.5	2.0	2.5	1.0	0	8.35	7.8	9.75	17.98	43.880	43.880
4.	BRUHIN WALDNER	Loan Luc	 SUI 2002	0	1.5	1.5	1.5	1.5	2.5	2.5	2.5	2.5	2.5	0.5	0	8.10	7.9	9.55	17.82	43.370	43.370
5.	CORTHÉSY WYSS	Robin Noa	 SUI 2004	1.5	2.0	2.5	3.0	2.5	2.5	2.5	2.0	2.5	2.5	0	0	7.65	6.4	9.65	18.12	41.820	41.820
6.	BUDDE RÖSLER	Max Otto Jörn Manuel	 GER 2002	2.5	2.5										0	1.50	2.9	1.85	3.38	9.630	9.630

Generated by sporttech.io official scoring system at Mar 8, 2018 4:31:49 PM. Live results at www.sporttech.io/explore.